



MILBANK
ENERGY AT WORK

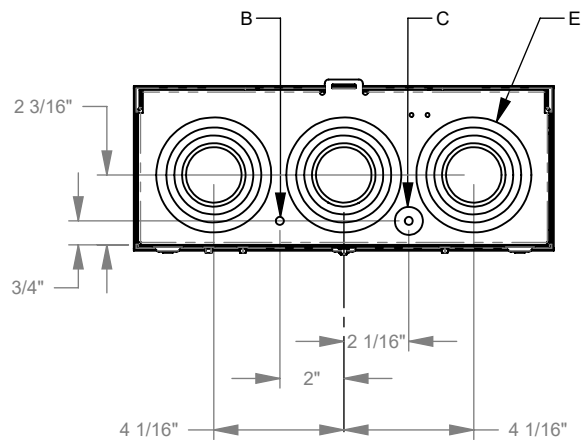
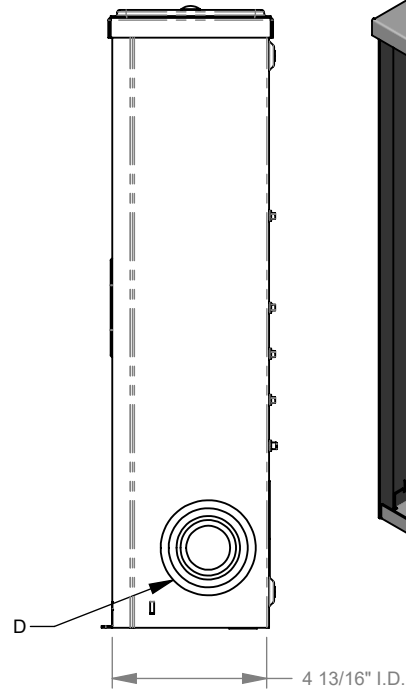
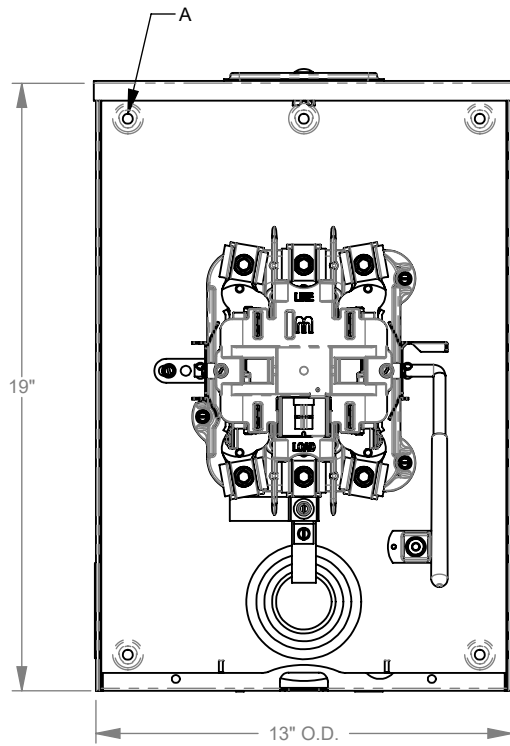
U9551-RXL-5T9-IL



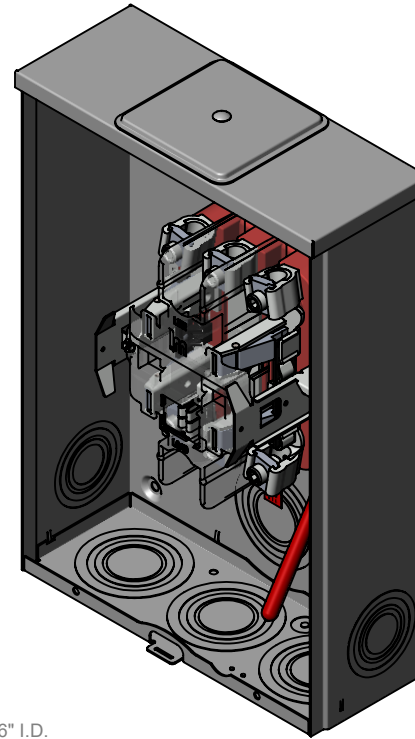
Catalog Number	U9551-RXL-5T9-IL
Marketing Product Description	5 Terminal Ringless Large Hub Open Adapt To Small Closing Plate Lever Bypass 5th Terminal 9 Oclock Position 7-16 In Knockouts Lock Provision
UPC	784572369863
Length (IN)	4.844
Width (IN)	13
Height (IN)	19
Brand Name	Milbank
Type	Ringless Meter Socket
Application	Meter Socket
Standard	UL Listed;Type 3R
Voltage Rating	600 Volts Alternating Current
Amperage Rating	200 Continuous Ampere
Phase	1 Phase
Frequency Rating	60 Hertz
Size	4.844L x 13W x 19H
Number Of Cutouts	0
Cutout Size	No Main Breaker
Cable Entry	Overhead or Underground
Terminal	Lay in
Insulation	Glass Polyester

Mounting	Surface Mount
Enclosure	G90 Galvanized Steel with Powder Coat Finish
Jaw Quantity	5 Terminal
Bypass Type	Lever Bypass
Number of Meter Positions	1 Position
Equipment Ground	Bonded Ground Strap
Hub Opening	Large Hub Opening Adapted to Small Closing Plate
Line Side Wire Range	6 AWG - 350 kcmil
Load Side Wire Range	6 AWG - 350 kcmil
Barrel Lock Provision	7/16 Inch Knockout for Barrel Lock Provision
Number Of Receptacles	0

Please consult serving utility for their requirements prior to ordering or installing, as specifications and approvals vary by utility and may require local electrical inspector approval. All installations must be installed by a licensed electrician and must comply with all national and local codes, laws and regulations. Milbank reserves the right to make changes in specifications and features shown without notice or obligation.



FEATURE TABLE		
ITEM	QTY	DESCRIPTION
A	5	U/L MNTG.EMBOSS
B	1	1/4 SOLID K.O.
C	1	1/4, 1/2 CONC. K.O.
D	2	1, 1 1/4, 1 1/2, 2, 2 1/2 CONC. K.O.
E	4	1, 1 1/4, 1 1/2, 2, 2 1/2, 3 CONC. K.O.



Version:

1

**All dimensions are +/- 1/16".
Drawing views are not to scale.**

Please consult serving utility for their requirements prior to ordering or installing, as specifications and approvals vary by utility, and may require local electrical inspector approval. All installations must be installed by a licensed electrician and must comply with all national and local codes, laws and regulations. Milbank reserves the right to make changes in specifications and features shown without notice or obligation.



MILBANK
ENERGY AT WORK

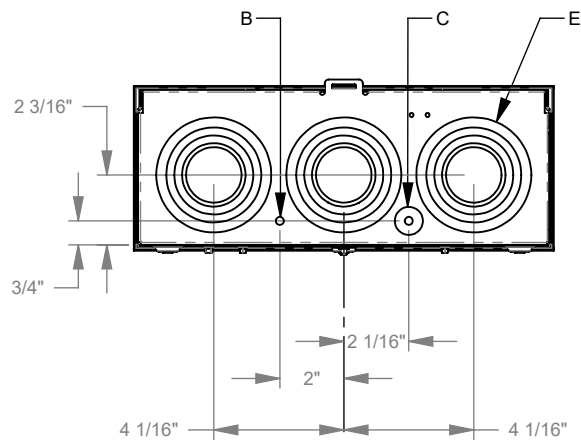
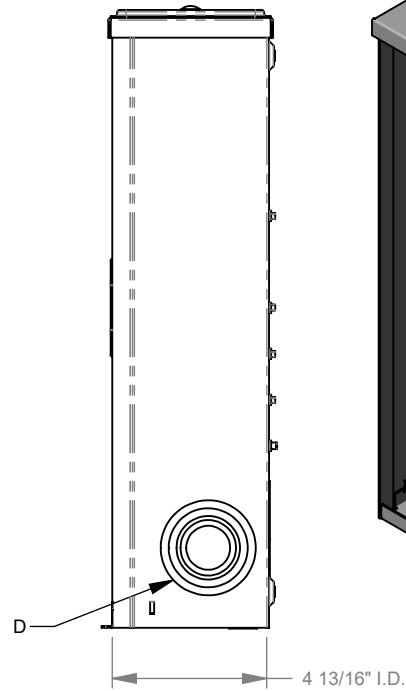
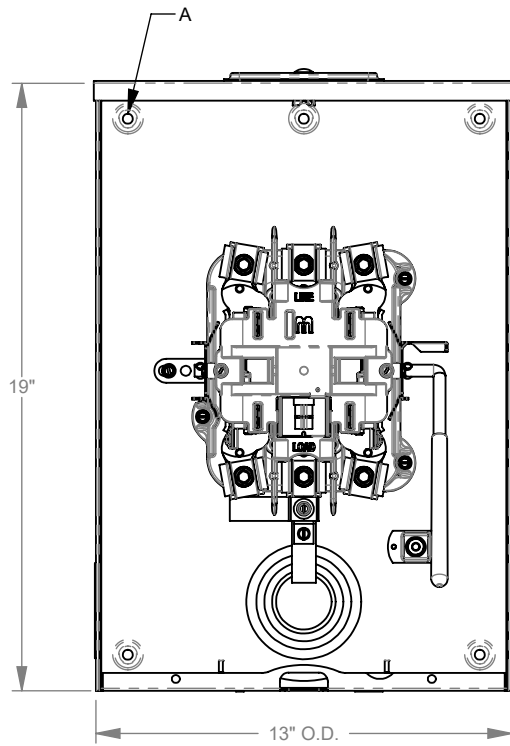
U9551-RXL-5T9-IL



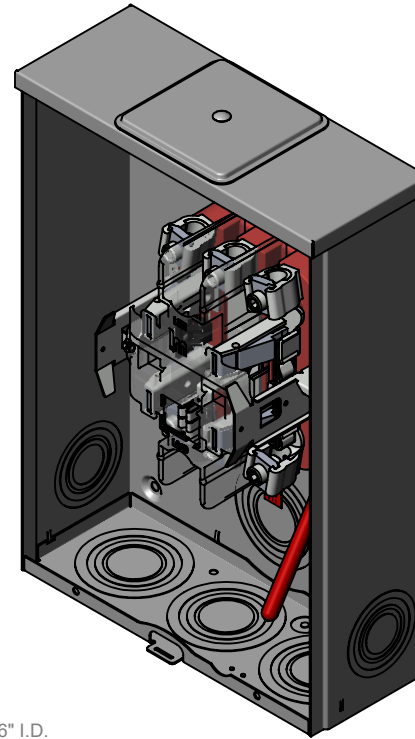
Catalog Number	U9551-RXL-5T9-IL
Marketing Product Description	5 Terminal Ringless Large Hub Open Adapt To Small Closing Plate Lever Bypass 5th Terminal 9 Oclock Position 7-16 In Knockouts Lock Provision
UPC	784572369863
Length (IN)	4.844
Width (IN)	13
Height (IN)	19
Brand Name	Milbank
Type	Ringless Meter Socket
Application	Meter Socket
Standard	UL Listed;Type 3R
Voltage Rating	600 Volts Alternating Current
Amperage Rating	200 Continuous Ampere
Phase	1 Phase
Frequency Rating	60 Hertz
Size	4.844L x 13W x 19H
Number Of Cutouts	0
Cutout Size	No Main Breaker
Cable Entry	Overhead or Underground
Terminal	Lay in
Insulation	Glass Polyester

Mounting	Surface Mount
Enclosure	G90 Galvanized Steel with Powder Coat Finish
Jaw Quantity	5 Terminal
Bypass Type	Lever Bypass
Number of Meter Positions	1 Position
Equipment Ground	Bonded Ground Strap
Hub Opening	Large Hub Opening Adapted to Small Closing Plate
Line Side Wire Range	6 AWG - 350 kcmil
Load Side Wire Range	6 AWG - 350 kcmil
Barrel Lock Provision	7/16 Inch Knockout for Barrel Lock Provision
Number Of Receptacles	0

Please consult serving utility for their requirements prior to ordering or installing, as specifications and approvals vary by utility and may require local electrical inspector approval. All installations must be installed by a licensed electrician and must comply with all national and local codes, laws and regulations. Milbank reserves the right to make changes in specifications and features shown without notice or obligation.



FEATURE TABLE		
ITEM	QTY	DESCRIPTION
A	5	U/L MNTG.EMBOSS
B	1	1/4 SOLID K.O.
C	1	1/4, 1/2 CONC. K.O.
D	2	1, 1 1/4, 1 1/2, 2, 2 1/2 CONC. K.O.
E	4	1, 1 1/4, 1 1/2, 2, 2 1/2, 3 CONC. K.O.



Version:

1

**All dimensions are +/- 1/16".
Drawing views are not to scale.**

Please consult serving utility for their requirements prior to ordering or installing, as specifications and approvals vary by utility, and may require local electrical inspector approval. All installations must be installed by a licensed electrician and must comply with all national and local codes, laws and regulations. Milbank reserves the right to make changes in specifications and features shown without notice or obligation.