



MILBANK
ENERGY AT WORK

U9101-RL-TG-KK



Catalog Number	U9101-RL-TG-KK
Marketing Product Description	5 Terminal Ringless Small Hub Open Triplex Ground Horn Bypass
UPC	784572290426
Length (IN)	4.125
Width (IN)	11
Height (IN)	14.563
Brand Name	Milbank
Type	Ringless Meter Socket
Application	Meter Socket
Standard	UL Listed;Type 3R
Voltage Rating	600 Volts Alternating Current
Amperage Rating	200 Continuous Ampere
Phase	1 Phase
Frequency Rating	60 Hertz
Size	4.125L x 11W x 14.563H
Number Of Cutouts	0
Cutout Size	No Main Breaker
Cable Entry	Overhead
Terminal	Lay in
Insulation	Glass Polyester
Mounting	Surface Mount

Enclosure	G90 Galvanized Steel with Powder Coat Finish
-----------	--

Jaw Quantity	5 Terminal
--------------	------------

Bypass Type	Horn Bypass
-------------	-------------

Number of Meter Positions	1 Position
---------------------------	------------

Equipment Ground	Triplex Ground
------------------	----------------

Hub Opening	Small Hub Opening
-------------	-------------------

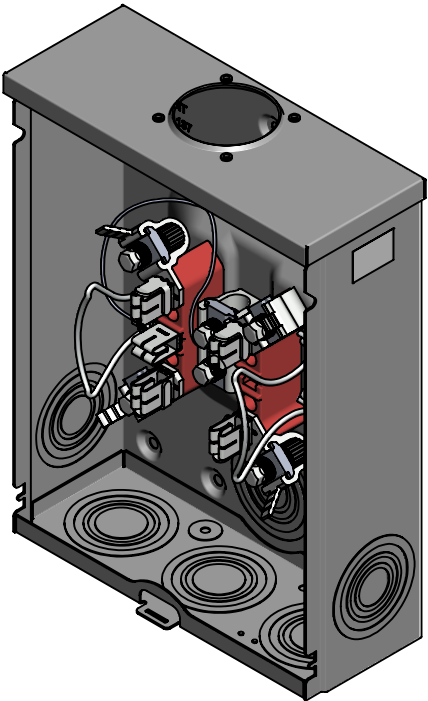
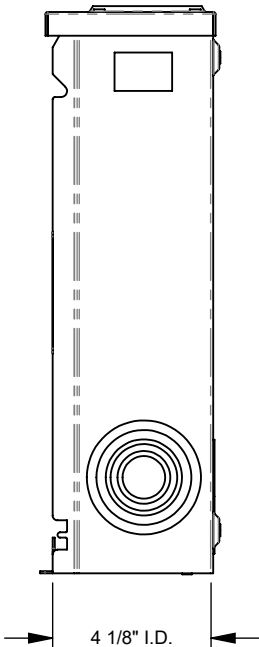
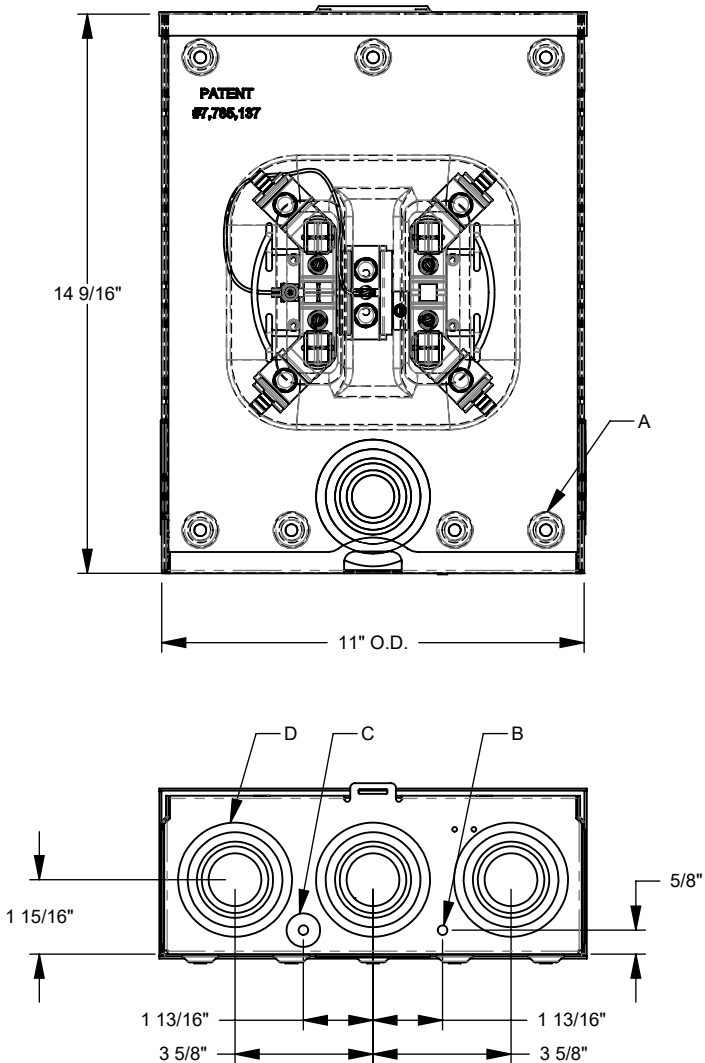
Line Side Wire Range	6 AWG - 350 kcmil
----------------------	-------------------

Load Side Wire Range	6 AWG - 350 kcmil
----------------------	-------------------

Number Of Receptacles	0
-----------------------	---

Please consult serving utility for their requirements prior to ordering or installing, as specifications and approvals vary by utility and may require local electrical inspector approval. All installations must be installed by a licensed electrician and must comply with all national and local codes, laws and regulations. Milbank reserves the right to make changes in specifications and features shown without notice or obligation.

FEATURE TABLE		
ITEM	QTY	DESCRIPTION
A	7	U/L MNTG.EMBOSS
B	1	¼ SOLID K.O.
C	1	¼, ½ CONC. K.O.
D	6	¾, 1, 1¼, 1½, 2, 2½ CONC. K.O.



Version:

1

**All dimensions are +/- 1/16".
Drawing views are not to scale.**

Please consult serving utility for their requirements prior to ordering or installing, as specifications and approvals vary by utility, and may require local electrical inspector approval. All installations must be installed by a licensed electrician and must comply with all national and local codes, laws and regulations. Milbank reserves the right to make changes in specifications and features shown without notice or obligation.



MILBANK
ENERGY AT WORK

U9101-RL-TG-KK



Catalog Number	U9101-RL-TG-KK
Marketing Product Description	5 Terminal Ringless Small Hub Open Triplex Ground Horn Bypass
UPC	784572290426
Length (IN)	4.125
Width (IN)	11
Height (IN)	14.563
Brand Name	Milbank
Type	Ringless Meter Socket
Application	Meter Socket
Standard	UL Listed;Type 3R
Voltage Rating	600 Volts Alternating Current
Amperage Rating	200 Continuous Ampere
Phase	1 Phase
Frequency Rating	60 Hertz
Size	4.125L x 11W x 14.563H
Number Of Cutouts	0
Cutout Size	No Main Breaker
Cable Entry	Overhead
Terminal	Lay in
Insulation	Glass Polyester
Mounting	Surface Mount

Enclosure	G90 Galvanized Steel with Powder Coat Finish
-----------	--

Jaw Quantity	5 Terminal
--------------	------------

Bypass Type	Horn Bypass
-------------	-------------

Number of Meter Positions	1 Position
---------------------------	------------

Equipment Ground	Triplex Ground
------------------	----------------

Hub Opening	Small Hub Opening
-------------	-------------------

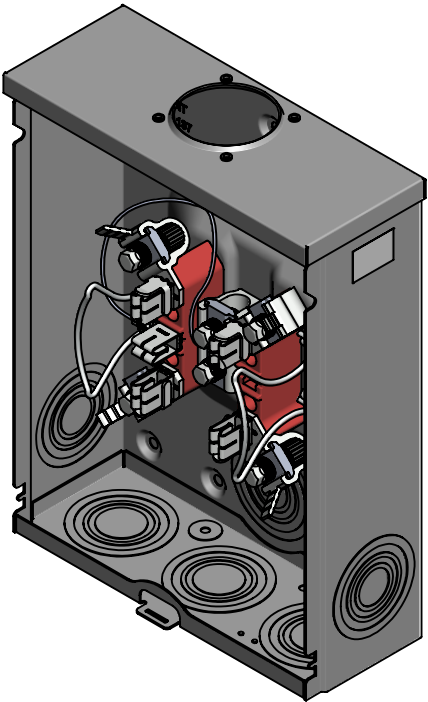
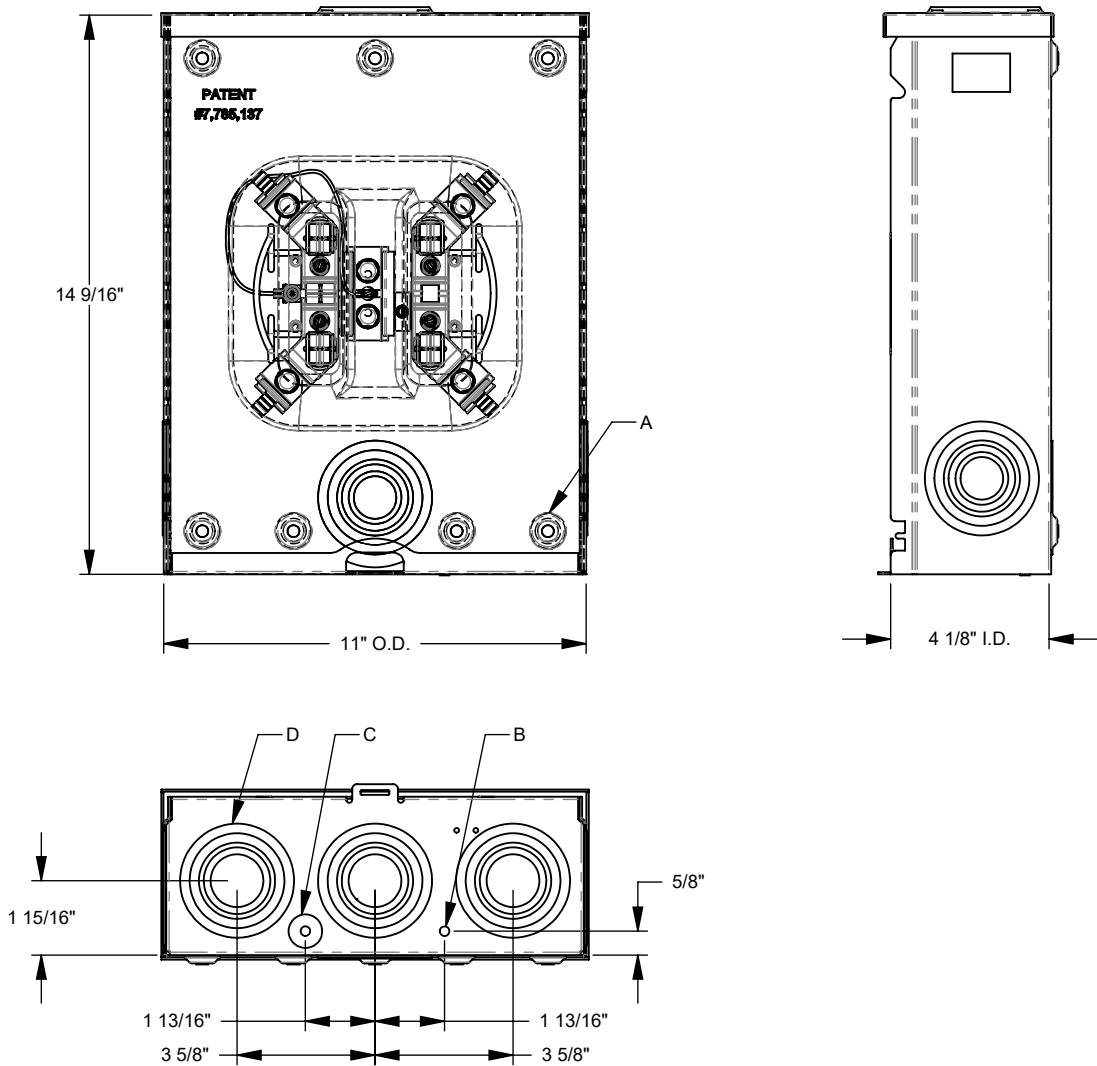
Line Side Wire Range	6 AWG - 350 kcmil
----------------------	-------------------

Load Side Wire Range	6 AWG - 350 kcmil
----------------------	-------------------

Number Of Receptacles	0
-----------------------	---

Please consult serving utility for their requirements prior to ordering or installing, as specifications and approvals vary by utility and may require local electrical inspector approval. All installations must be installed by a licensed electrician and must comply with all national and local codes, laws and regulations. Milbank reserves the right to make changes in specifications and features shown without notice or obligation.

FEATURE TABLE		
ITEM	QTY	DESCRIPTION
A	7	U/L MNTG.EMBOSS
B	1	¼ SOLID K.O.
C	1	¼, ½ CONC. K.O.
D	6	¾, 1, 1¼, 1½, 2, 2½ CONC. K.O.



Version:

1

**All dimensions are +/- 1/16".
Drawing views are not to scale.**

Please consult serving utility for their requirements prior to ordering or installing, as specifications and approvals vary by utility, and may require local electrical inspector approval. All installations must be installed by a licensed electrician and must comply with all national and local codes, laws and regulations. Milbank reserves the right to make changes in specifications and features shown without notice or obligation.