




MILBANK
ENERGY AT WORK

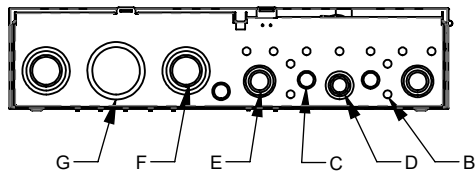

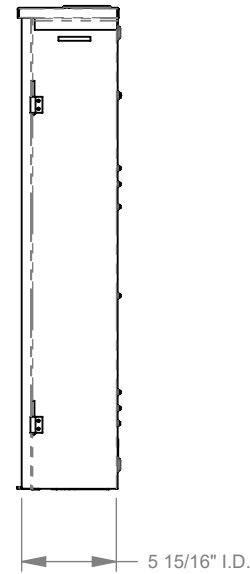
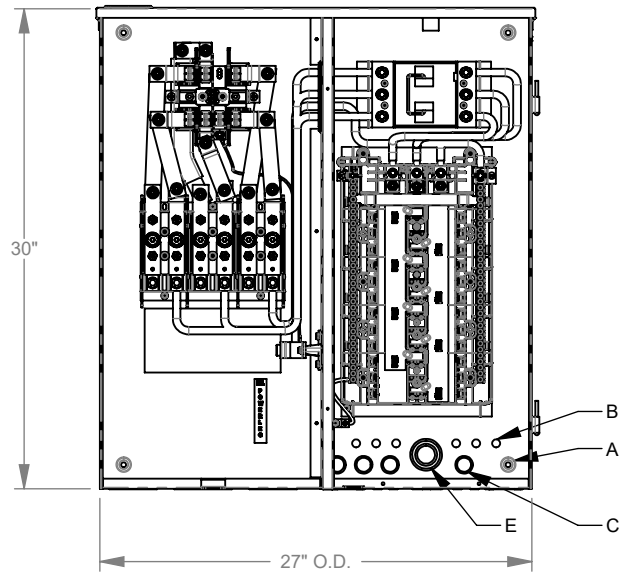
U227MTBPL



| | | | |
|-------------------------------|--|---------------------------|--|
| Catalog Number | U227MTBPL | Insulation | Fiberglass with Resin |
| Marketing Product Description | 7 Terminal Ring Type Small Closing Plate Link Bypass 1-200 Ampere Main Pullout 24 Branch Circuit | Mounting | Surface Mount |
| UPC | 784572178823 | Enclosure | G90 Galvanized Steel with Powder Coat Finish |
| Length (IN) | 5.938 | Jaw Quantity | 7 Terminal |
| Width (IN) | 27 | Bypass Type | Link Bypass |
| Height (IN) | 30 | Number of Meter Positions | 1 Position |
| Brand Name | Milbank | Equipment Ground | Ground Lug |
| Type | Ring Type Meter Socket | Hub Opening | Small Closing Plate |
| Application | Meter Socket With Main And Load Center | Line Side Wire Range | 6 AWG - 250 kcmil |
| Standard | UL Listed;Type 3R | Number Of Receptacles | 0 |
| Voltage Rating | Up to 240 Volts Alternating Current | | |
| Amperage Rating | 200 Continuous Ampere | | |
| Phase | 3 Phase | | |
| Frequency Rating | 60 Hertz | | |
| Size | 5.938L x 27W x 30H | | |
| Number Of Cutouts | 1 | | |
| Cutout Size | One 200 Ampere Main Breaker | | |
| Cable Entry | Overhead or Underground | | |
| Terminal | Single Mechanical | | |

Please consult serving utility for their requirements prior to ordering or installing, as specifications and approvals vary by utility and may require local electrical inspector approval. All installations must be installed by a licensed electrician and must comply with all national and local codes, laws and regulations. Milbank reserves the right to make changes in specifications and features shown without notice or obligation.

| FEATURE TABLE | | |
|---------------|-----|--------------------------|
| ITEM | QTY | DESCRIPTION |
| A | 4 | STD. MNTG. EMBOSS |
| B | 17 | Ø ½ SOLID K.O. |
| C | 7 | ½, ¾ CONC. K.O. |
| D | 1 | ½, ¾, 1, 1¼ CONC. K.O. |
| E | 3 | ¾, 1, 1¼, 1½ CONC. K.O. |
| F | 2 | 1¼, 1½, 2, 2½ CONC. K.O. |
| G | 1 | 2½, 3 CONC. K.O. |



Version:

1

**All dimensions are +/- 1/16".
Drawing views are not to scale.**

Please consult serving utility for their requirements prior to ordering or installing, as specifications and approvals vary by utility, and may require local electrical inspector approval. All installations must be installed by a licensed electrician and must comply with all national and local codes, laws and regulations. Milbank reserves the right to make changes in specifications and features shown without notice or obligation.