



TWR1 LED

LED Wall Luminaire



Catalog
Number

Notes

Type

Hit the Tab key or mouse over the page to see all interactive elements.

Specifications

Width: 12-15/16"
(32.9 cm)

Height: 9"
(22.9 cm)

Depth: 7-1/2"
(19 cm)

Weight: 11.95 lbs
(5.42kg)



Introduction

The popular TWR1 luminaire is now available with long-lasting, energy-efficient LED technology. Featuring a classic dayform, the TWR1 LED offers a traditional appearance and is powered by advanced LEDs.

The TWR1 LED luminaire is powerful yet energy efficient, capable of replacing up to a 250W metal halide luminaire while saving up to 86% in energy costs. Offering an expected service life of more than 20 years, the TWR1 LED eliminates frequent lamp and ballast replacements associated with traditional technologies.

Ordering Information

EXAMPLE: TWR1 LED P2 50K MVOLT DDBTXD

TWR1 LED						
Series	Performance Package		Color Temperature	Voltage	Controls	Finish
TWR1 LED	P2	3,450 lumens	40K 4000 K ¹	MVOLT ²	(blank) No controls	DDBTXD Textured dark bronze
	P3	4,470 lumens	50K 5000 K ¹	347	PE Photo control	
	P4	5,550 lumens				

NOTES

1. Correlated color temperature (CCT) shown is nominal per ANSI C78, 377-2008.
2. MVOLT driver operates on any line voltage from 120-277V (50/60 Hz).

FEATURES & SPECIFICATIONS

INTENDED USE

The TWR1 LED combines traditional wall pack design with high-output LEDs to provide an energy-efficient, low maintenance LED wall pack suitable for replacing up to 350W MH fixtures. The traditional shape helps maintain building aesthetics when replacing only a portion of your building's wall packs. TWR1 LED is ideal for outdoor applications such as carports, loading areas, driveways and parking areas.

CONSTRUCTION

Rugged cast-aluminum housing with bronze polyester powder paint for lasting durability. Door is hinged on the side so door swings out of the way during installation and service. Castings are sealed with a one-piece gasket to inhibit the entrance of external contaminants. MVOLT driver operates on any line voltage from 120-277V (50/60Hz). All luminaires have 6kV surge protection. Rated for outdoor installations, -40°C minimum ambient. Please consult factory for surge rating of photocells.

OPTICS

High-performance LEDs maintain up to 90% of light output at 100,000 hours of service life (L90/100,000 hours). Prismatic glass lens designed for superior lighting distribution, uniformity and fixture spacing. See Lighting Facts label and photometry reports for specific fixture performance.

INSTALLATION

Designed for wall mounting above four feet from ground. Housing is configured for mounting directly over a standard 4" outlet box (by others) or for surface wiring via any of three convenient 1/2" threaded conduit entry hubs.

LISTINGS

UL Listed to U.S. and Canadian safety standards for wet locations. Tested in accordance with IESNA LM-79 and LM-80 standards.

DesignLights Consortium® (DLC) qualified product. Not all versions of this product may be DLC qualified. Please check the DLC Qualified Products List at www.designlights.org to confirm which versions are qualified.

WARRANTY

5-year limited warranty. Complete warranty terms located at: www.acuitybrands.com/CustomerResources/Terms_and_conditions.aspx.

Note: Actual performance may differ as a result of end-user environment and application. All values are design or typical values, measured under laboratory conditions at 25 °C. Specifications subject to change without notice.



Performance Data

Lumen Output

Lumen values are from photometric tests performed in accordance with IESNA LM-79-08. Data is considered to be representative of the configurations shown, within the tolerances allowed by Lighting Facts.

Fixture Model Number	System Watts	Lumens	LPW	CRI
TWR1 LED P2 40K MVOLT	28	3,442	122	80
TWR1 LED P2 50K MVOLT	28	3,519	125	80
TWR1 LED P2 40K 347	30	3,375	111	80
TWR1 LED P2 50K 347	30	3,408	113	80
TWR1 LED P3 40K MVOLT	40	4,466	113	80
TWR1 LED P3 50K MVOLT	40	4,554	116	80
TWR1 LED P3 40K 347	42	4,264	102	80
TWR1 LED P3 50K 347	42	4,294	104	80
TWR1 LED P4 40K MVOLT	49	5,551	113	80
TWR1 LED P4 50K MVOLT	49	5,695	116	80
TWR1 LED P4 40K 347	51	5,902	115	80
TWR1 LED P4 50K 347	51	6,045	119	80

Electrical Load

Fixture Model Number	System Watts	Current Load (A) @				
		120V	208V	240V	277V	347V
TWR1 LED P2 40K MVOLT	28	0.23	0.13	0.12	0.10	0.08
TWR1 LED P2 50K MVOLT	28	0.23	0.13	0.12	0.10	0.08
TWR1 LED P2 40K 347	30	0.25	0.14	0.13	0.11	0.09
TWR1 LED P2 50K 347	30	0.25	0.14	0.13	0.11	0.09
TWR1 LED P3 40K MVOLT	40	0.33	0.19	0.17	0.14	0.12
TWR1 LED P3 50K MVOLT	40	0.33	0.19	0.17	0.14	0.12
TWR1 LED P3 40K 347	42	0.35	0.20	0.18	0.15	0.12
TWR1 LED P3 50K 347	42	0.35	0.20	0.18	0.15	0.12
TWR1 LED P4 40K MVOLT	49	0.41	0.24	0.20	0.18	0.14
TWR1 LED P4 50K MVOLT	49	0.41	0.24	0.20	0.18	0.14
TWR1 LED P4 40K 347	51	0.43	0.25	0.21	0.18	0.15
TWR1 LED P4 50K 347	51	0.43	0.25	0.21	0.18	0.15

Lumen Ambient Temperature (LAT) Multipliers

Use these factors to determine relative lumen output for average ambient temperatures from 0-40°C (32-104°F).

Ambient		Lumen Multiplier
0°C	32°F	1.03
10°C	50°F	1.01
20°C	68°F	1.00
25°C	77°F	1.00
30°C	86°F	0.99
40°C	104°F	0.98

Projected LED Lumen Maintenance

Data references the extrapolated performance projections in a **40°C ambient**, based on 6,000 hours of LED testing (tested per IESNA LM-80-08 and projected per IESNA TM-21-11).

To calculate LLF, use the lumen maintenance factor that corresponds to the desired number of operating hours below. For other lumen maintenance values, contact factory.

Operating Hours	0	25,000	50,000	60,000	100,000
LM Factor TWR1 LED	1.0	>0.96	>0.94	>0.92	>0.90

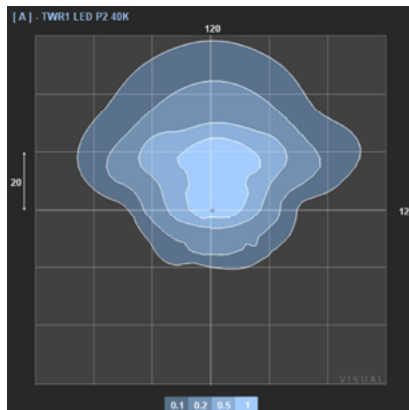
Photometric Diagrams

To see complete photometric reports or download .ies files for this product, visit the Lithonia Lighting TWR1 LED homepage. Tested in accordance with IESNA LM-79 and LM-80 standards

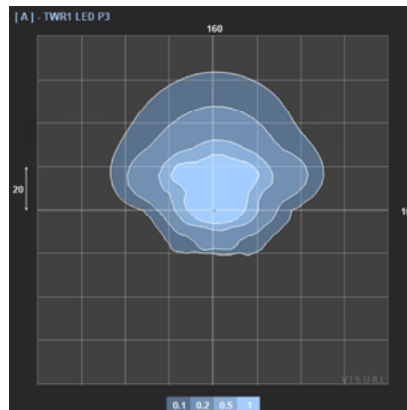
LEGEND

	0.2 fc
	0.5 fc
	1.0 fc
	2.0 fc

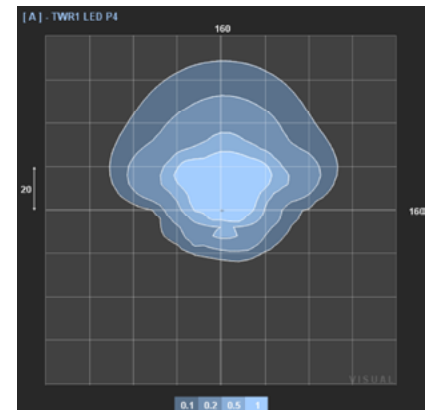
TWR1 LED P2 40K. Mounting height - 20'



TWR1 LED P3. Mounting height - 20'



TWR1 LED P4. Mounting height - 20'



Lighting Facts Labels

Lithonia Lighting

LED lighting facts
A Program of the U.S. DOE

Light Output (Lumens)	3442
Watts	28.21
Lumens per Watt (Efficacy)	122.01

Color Accuracy Color Rendering Index (CRI)	70
---	----

Light Color
Correlated Color Temperature (CCT) **4000 (Bright White)**

2700K 3000K 4500K 6500K

Warm White | Bright White | Daylight

All results are according to IESNA LM-79-2008: *Approved Method for the Electrical and Photometric Testing of Solid-State Lighting*. The U.S. Department of Energy (DOE) verifies product test data and results.

Visit www.lightingfacts.com for the *Label Reference Guide*.

Registration Number: NJSM-KH67D8 (7/20/2017)
Model Number: TWR1 LED P2 40K Mvolt xx DOBTXD
Type: Luminaire - Other

Lithonia Lighting

LED lighting facts
A Program of the U.S. DOE

Light Output (Lumens)	3519
Watts	28.11
Lumens per Watt (Efficacy)	125.19

Color Accuracy Color Rendering Index (CRI)	70
---	----

Light Color
Correlated Color Temperature (CCT) **5000 (Daylight)**

2700K 3000K 4500K 6500K

Warm White | Bright White | Daylight

All results are according to IESNA LM-79-2008: *Approved Method for the Electrical and Photometric Testing of Solid-State Lighting*. The U.S. Department of Energy (DOE) verifies product test data and results.

Visit www.lightingfacts.com for the *Label Reference Guide*.

Registration Number: NJSM-HK7UKT (7/20/2017)
Model Number: TWR1 LED P2 50K Mvolt xx DOBTXD
Type: Luminaire - Other

Lithonia Lighting

LED lighting facts
A Program of the U.S. DOE

Light Output (Lumens)	4465
Watts	39.46
Lumens per Watt (Efficacy)	113.15

Color Accuracy Color Rendering Index (CRI)	70
---	----

Light Color
Correlated Color Temperature (CCT) **4000 (Bright White)**

2700K 3000K 4500K 6500K

Warm White | Bright White | Daylight

All results are according to IESNA LM-79-2008: *Approved Method for the Electrical and Photometric Testing of Solid-State Lighting*. The U.S. Department of Energy (DOE) verifies product test data and results.

Visit www.lightingfacts.com for the *Label Reference Guide*.

Registration Number: NJSM-LHF4U (7/20/2017)
Model Number: TWR1 LED P3 40K Mvolt xx DOBTXD
Type: Luminaire - Other

Lithonia Lighting

LED lighting facts
A Program of the U.S. DOE

Light Output (Lumens)	4553
Watts	39.21
Lumens per Watt (Efficacy)	116.12

Color Accuracy Color Rendering Index (CRI)	70
---	----

Light Color
Correlated Color Temperature (CCT) **5000 (Daylight)**

2700K 3000K 4500K 6500K

Warm White | Bright White | Daylight

All results are according to IESNA LM-79-2008: *Approved Method for the Electrical and Photometric Testing of Solid-State Lighting*. The U.S. Department of Energy (DOE) verifies product test data and results.

Visit www.lightingfacts.com for the *Label Reference Guide*.

Registration Number: NJSM-GX18FV (7/20/2017)
Model Number: TWR1 LED P3 50K Mvolt xx DOBTXD
Type: Luminaire - Other

Lithonia Lighting

LED lighting facts
A Program of the U.S. DOE

Light Output (Lumens)	5550
Watts	49.01
Lumens per Watt (Efficacy)	113.24

Color Accuracy Color Rendering Index (CRI)	70
---	----

Light Color
Correlated Color Temperature (CCT) **4000 (Bright White)**

2700K 3000K 4500K 6500K

Warm White | Bright White | Daylight

All results are according to IESNA LM-79-2008: *Approved Method for the Electrical and Photometric Testing of Solid-State Lighting*. The U.S. Department of Energy (DOE) verifies product test data and results.

Visit www.lightingfacts.com for the *Label Reference Guide*.

Registration Number: NJSM-HZQ3MB (7/20/2017)
Model Number: TWR1 LED P4 40K Mvolt xx DOBTXD
Type: Luminaire - Other

Lithonia Lighting

LED lighting facts
A Program of the U.S. DOE

Light Output (Lumens)	5695
Watts	49.02
Lumens per Watt (Efficacy)	116.18

Color Accuracy Color Rendering Index (CRI)	70
---	----

Light Color
Correlated Color Temperature (CCT) **5000 (Daylight)**

2700K 3000K 4500K 6500K

Warm White | Bright White | Daylight

All results are according to IESNA LM-79-2008: *Approved Method for the Electrical and Photometric Testing of Solid-State Lighting*. The U.S. Department of Energy (DOE) verifies product test data and results.

Visit www.lightingfacts.com for the *Label Reference Guide*.

Registration Number: NJSM-U4LE2 (7/20/2017)
Model Number: TWR1 LED P4 50K Mvolt xx DOBTXD
Type: Luminaire - Other



TWR1 LED

LED Wall Luminaire



Catalog
Number

Notes

Type

Hit the Tab key or mouse over the page to see all interactive elements.

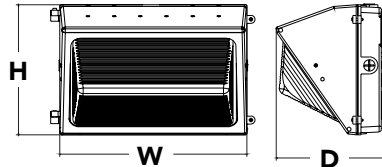
Specifications

Width: 12-15/16"
(32.9 cm)

Height: 9"
(22.9 cm)

Depth: 7-1/2"
(19 cm)

Weight: 11.95 lbs
(5.42kg)



Introduction

The popular TWR1 luminaire is now available with long-lasting, energy-efficient LED technology. Featuring a classic dayform, the TWR1 LED offers a traditional appearance and is powered by advanced LEDs.

The TWR1 LED luminaire is powerful yet energy efficient, capable of replacing up to a 250W metal halide luminaire while saving up to 86% in energy costs. Offering an expected service life of more than 20 years, the TWR1 LED eliminates frequent lamp and ballast replacements associated with traditional technologies.

Ordering Information

EXAMPLE: TWR1 LED P2 50K MVOLT DDBTXD

TWR1 LED						
Series	Performance Package		Color Temperature	Voltage	Controls	Finish
TWR1 LED	P2	3,450 lumens	40K 4000 K ¹	MVOLT ²	(blank) No controls	DDBTXD Textured dark bronze
	P3	4,470 lumens	50K 5000 K ¹	347	PE Photo control	
	P4	5,550 lumens				

NOTES

1. Correlated color temperature (CCT) shown is nominal per ANSI C78, 377-2008.
2. MVOLT driver operates on any line voltage from 120-277V (50/60 Hz).

FEATURES & SPECIFICATIONS

INTENDED USE

The TWR1 LED combines traditional wall pack design with high-output LEDs to provide an energy-efficient, low maintenance LED wall pack suitable for replacing up to 350W MH fixtures. The traditional shape helps maintain building aesthetics when replacing only a portion of your building's wall packs. TWR1 LED is ideal for outdoor applications such as carports, loading areas, driveways and parking areas.

CONSTRUCTION

Rugged cast-aluminum housing with bronze polyester powder paint for lasting durability. Door is hinged on the side so door swings out of the way during installation and service. Castings are sealed with a one-piece gasket to inhibit the entrance of external contaminants. MVOLT driver operates on any line voltage from 120-277V (50/60Hz). All luminaires have 6kV surge protection. Rated for outdoor installations, -40°C minimum ambient. Please consult factory for surge rating of photocells.

OPTICS

High-performance LEDs maintain up to 90% of light output at 100,000 hours of service life (L90/100,000 hours). Prismatic glass lens designed for superior lighting distribution, uniformity and fixture spacing. See Lighting Facts label and photometry reports for specific fixture performance.

INSTALLATION

Designed for wall mounting above four feet from ground. Housing is configured for mounting directly over a standard 4" outlet box (by others) or for surface wiring via any of three convenient 1/2" threaded conduit entry hubs.

LISTINGS

UL Listed to U.S. and Canadian safety standards for wet locations. Tested in accordance with IESNA LM-79 and LM-80 standards.

DesignLights Consortium® (DLC) qualified product. Not all versions of this product may be DLC qualified. Please check the DLC Qualified Products List at www.designlights.org to confirm which versions are qualified.

WARRANTY

5-year limited warranty. Complete warranty terms located at: www.acuitybrands.com/CustomerResources/Terms_and_conditions.aspx.

Note: Actual performance may differ as a result of end-user environment and application. All values are design or typical values, measured under laboratory conditions at 25 °C. Specifications subject to change without notice.



Performance Data

Lumen Output

Lumen values are from photometric tests performed in accordance with IESNA LM-79-08. Data is considered to be representative of the configurations shown, within the tolerances allowed by Lighting Facts.

Fixture Model Number	System Watts	Lumens	LPW	CRI
TWR1 LED P2 40K MVOLT	28	3,442	122	80
TWR1 LED P2 50K MVOLT	28	3,519	125	80
TWR1 LED P2 40K 347	30	3,375	111	80
TWR1 LED P2 50K 347	30	3,408	113	80
TWR1 LED P3 40K MVOLT	40	4,466	113	80
TWR1 LED P3 50K MVOLT	40	4,554	116	80
TWR1 LED P3 40K 347	42	4,264	102	80
TWR1 LED P3 50K 347	42	4,294	104	80
TWR1 LED P4 40K MVOLT	49	5,551	113	80
TWR1 LED P4 50K MVOLT	49	5,695	116	80
TWR1 LED P4 40K 347	51	5,902	115	80
TWR1 LED P4 50K 347	51	6,045	119	80

Electrical Load

Fixture Model Number	System Watts	Current Load (A) @				
		120V	208V	240V	277V	347V
TWR1 LED P2 40K MVOLT	28	0.23	0.13	0.12	0.10	0.08
TWR1 LED P2 50K MVOLT	28	0.23	0.13	0.12	0.10	0.08
TWR1 LED P2 40K 347	30	0.25	0.14	0.13	0.11	0.09
TWR1 LED P2 50K 347	30	0.25	0.14	0.13	0.11	0.09
TWR1 LED P3 40K MVOLT	40	0.33	0.19	0.17	0.14	0.12
TWR1 LED P3 50K MVOLT	40	0.33	0.19	0.17	0.14	0.12
TWR1 LED P3 40K 347	42	0.35	0.20	0.18	0.15	0.12
TWR1 LED P3 50K 347	42	0.35	0.20	0.18	0.15	0.12
TWR1 LED P4 40K MVOLT	49	0.41	0.24	0.20	0.18	0.14
TWR1 LED P4 50K MVOLT	49	0.41	0.24	0.20	0.18	0.14
TWR1 LED P4 40K 347	51	0.43	0.25	0.21	0.18	0.15
TWR1 LED P4 50K 347	51	0.43	0.25	0.21	0.18	0.15

Lumen Ambient Temperature (LAT) Multipliers

Use these factors to determine relative lumen output for average ambient temperatures from 0-40°C (32-104°F).

Ambient		Lumen Multiplier
0°C	32°F	1.03
10°C	50°F	1.01
20°C	68°F	1.00
25°C	77°F	1.00
30°C	86°F	0.99
40°C	104°F	0.98

Projected LED Lumen Maintenance

Data references the extrapolated performance projections in a **40°C ambient**, based on 6,000 hours of LED testing (tested per IESNA LM-80-08 and projected per IESNA TM-21-11).

To calculate LLF, use the lumen maintenance factor that corresponds to the desired number of operating hours below. For other lumen maintenance values, contact factory.

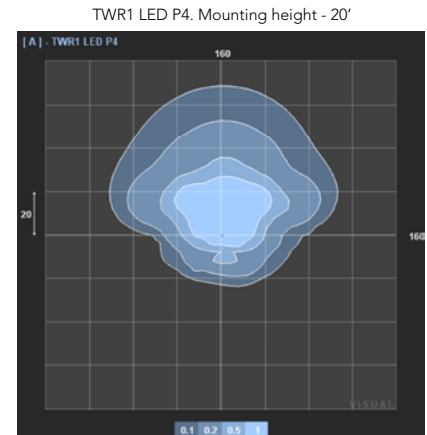
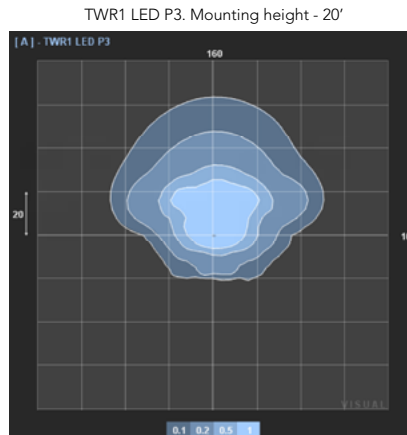
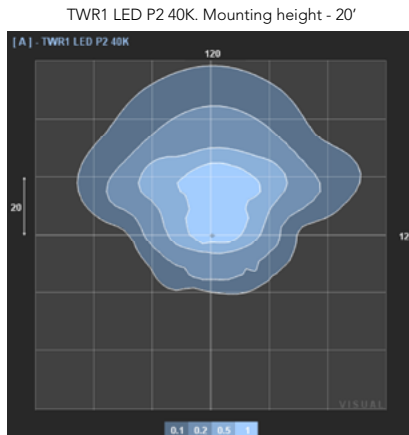
Operating Hours	0	25,000	50,000	60,000	100,000
LM Factor TWR1 LED	1.0	>0.96	>0.94	>0.92	>0.90

Photometric Diagrams

To see complete photometric reports or download .ies files for this product, visit the Lithonia Lighting TWR1 LED homepage. Tested in accordance with IESNA LM-79 and LM-80 standards

LEGEND

■	0.2 fc
■	0.5 fc
■	1.0 fc
■	2.0 fc



Lighting Facts Labels

Lithonia Lighting

LED lighting facts
A Program of the U.S. DOE

Light Output (Lumens)	3442
Watts	28.21
Lumens per Watt (Efficacy)	122.01

Color Accuracy Color Rendering Index (CRI)	70
---	----

Light Color
Correlated Color Temperature (CCT) **4000 (Bright White)**

2700K 3000K 4500K 6500K

Warm White | Bright White | Daylight

All results are according to IESNA LM-79-2008: Approved Method for the Electrical and Photometric Testing of Solid-State Lighting. The U.S. Department of Energy (DOE) verifies product test data and results.

Visit www.lightingfacts.com for the Label Reference Guide.

Registration Number: NJSM-KH67D8 (7/20/2017)
Model Number: TWR1 LED P2 40K Mvolt xx DOBTXD
Type: Luminaire - Other

Lithonia Lighting

LED lighting facts
A Program of the U.S. DOE

Light Output (Lumens)	3519
Watts	28.11
Lumens per Watt (Efficacy)	125.19

Color Accuracy Color Rendering Index (CRI)	70
---	----

Light Color
Correlated Color Temperature (CCT) **5000 (Daylight)**

2700K 3000K 4500K 6500K

Warm White | Bright White | Daylight

All results are according to IESNA LM-79-2008: Approved Method for the Electrical and Photometric Testing of Solid-State Lighting. The U.S. Department of Energy (DOE) verifies product test data and results.

Visit www.lightingfacts.com for the Label Reference Guide.

Registration Number: NJSM-HK7UKT (7/20/2017)
Model Number: TWR1 LED P2 50K Mvolt xx DOBTXD
Type: Luminaire - Other

Lithonia Lighting

LED lighting facts
A Program of the U.S. DOE

Light Output (Lumens)	4465
Watts	39.46
Lumens per Watt (Efficacy)	113.15

Color Accuracy Color Rendering Index (CRI)	70
---	----

Light Color
Correlated Color Temperature (CCT) **4000 (Bright White)**

2700K 3000K 4500K 6500K

Warm White | Bright White | Daylight

All results are according to IESNA LM-79-2008: Approved Method for the Electrical and Photometric Testing of Solid-State Lighting. The U.S. Department of Energy (DOE) verifies product test data and results.

Visit www.lightingfacts.com for the Label Reference Guide.

Registration Number: NJSM-LHF4U (7/20/2017)
Model Number: TWR1 LED P3 40K Mvolt xx DOBTXD
Type: Luminaire - Other

Lithonia Lighting

LED lighting facts
A Program of the U.S. DOE

Light Output (Lumens)	4553
Watts	39.21
Lumens per Watt (Efficacy)	116.12

Color Accuracy Color Rendering Index (CRI)	70
---	----

Light Color
Correlated Color Temperature (CCT) **5000 (Daylight)**

2700K 3000K 4500K 6500K

Warm White | Bright White | Daylight

All results are according to IESNA LM-79-2008: Approved Method for the Electrical and Photometric Testing of Solid-State Lighting. The U.S. Department of Energy (DOE) verifies product test data and results.

Visit www.lightingfacts.com for the Label Reference Guide.

Registration Number: NJSM-GX18FV (7/20/2017)
Model Number: TWR1 LED P3 50K Mvolt xx DOBTXD
Type: Luminaire - Other

Lithonia Lighting

LED lighting facts
A Program of the U.S. DOE

Light Output (Lumens)	5550
Watts	49.01
Lumens per Watt (Efficacy)	113.24

Color Accuracy Color Rendering Index (CRI)	70
---	----

Light Color
Correlated Color Temperature (CCT) **4000 (Bright White)**

2700K 3000K 4500K 6500K

Warm White | Bright White | Daylight

All results are according to IESNA LM-79-2008: Approved Method for the Electrical and Photometric Testing of Solid-State Lighting. The U.S. Department of Energy (DOE) verifies product test data and results.

Visit www.lightingfacts.com for the Label Reference Guide.

Registration Number: NJSM-HZQ3MB (7/20/2017)
Model Number: TWR1 LED P4 40K Mvolt xx DOBTXD
Type: Luminaire - Other

Lithonia Lighting

LED lighting facts
A Program of the U.S. DOE

Light Output (Lumens)	5695
Watts	49.02
Lumens per Watt (Efficacy)	116.18

Color Accuracy Color Rendering Index (CRI)	70
---	----

Light Color
Correlated Color Temperature (CCT) **5000 (Daylight)**

2700K 3000K 4500K 6500K

Warm White | Bright White | Daylight

All results are according to IESNA LM-79-2008: Approved Method for the Electrical and Photometric Testing of Solid-State Lighting. The U.S. Department of Energy (DOE) verifies product test data and results.

Visit www.lightingfacts.com for the Label Reference Guide.

Registration Number: NJSM-U4LE2 (7/20/2017)
Model Number: TWR1 LED P4 50K Mvolt xx DOBTXD
Type: Luminaire - Other