

# ROYAL® SJOOW

ROYAL® 90°C Cord. 300 Volts.  
 Good Tensile Strength, Elongation and Aging Characteristics.  
 Black Jacket. Rated -40°C to 90°C.  
 RoHS Compliant. UL Listed and CSA Certified for Indoor and Outdoor Use.  
 Provides Premium Oil Resistance, Water Resistant and High Flexibility.  
 Excellent Abrasion Resistance.  
 NEC, Rated Hard Usage.



## APPLICATIONS

Southwire Type SJOOW Flexible Cords are permitted for use as specified by Article 400 and related articles of the 2014 National Electrical Code. Some typical applications for Type SJOOW Cords include wiring for portable tools, portable appliances, equipment, small motors and associated machinery.

## SPECIFICATIONS




- UL 62
- CSA Standard 22.2 No. 49
- MSHA flame resistance for Mining Applications - PO7-KA070018-1MSHA
- Federal Specification J-C-580B
- NEC Article 400
- OSHA acceptable
- RoHS

Southwire Type SJOOW Flexible Cords are manufactured using bare flexible stranded Class K copper conductors, with a heat, moisture and oil resistant EPDM rubber insulation. The insulated conductors are cabled with wax paper fillers, with a tissue-paper separator wrapped around the assembly to promote easier removal of the jacket. A heat, moisture and oil resistant flexible CPE jacket is extruded over the assembly to complete the construction. Sizes 18 through 10 AWG fully annealed stranded bare copper per ASTM B-174. Some sizes may be subject to minimum order quantity.

# Viper Rubber Type SJOOW Black


| Conductor Size (AWG) | Conductor Stranding (#/AWG) | Nominal Insulation Thickness (in) | Nominal Jacket Thickness (in) | Nominal Overall Diameter (in) | Weight (lbs/1000ft) | Ampacity |
|----------------------|-----------------------------|-----------------------------------|-------------------------------|-------------------------------|---------------------|----------|
| 18/2                 | 16 X 30                     | 0.030                             | 0.030                         | 0.290                         | 48                  | 10       |
| 18/3                 | 16 X 30                     | 0.030                             | 0.030                         | 0.310                         | 59                  | 10       |
| 18/4                 | 16 X 30                     | 0.030                             | 0.030                         | 0.335                         | 72                  | 7        |
| 16/2                 | 26 X 30                     | 0.030                             | 0.030                         | 0.315                         | 61                  | 13       |
| 16/3                 | 26 X 30                     | 0.030                             | 0.030                         | 0.335                         | 75                  | 13       |
| 16/4                 | 26 X 30                     | 0.030                             | 0.030                         | 0.360                         | 92                  | 10       |
| 14/2                 | 41 X 30                     | 0.030                             | 0.030                         | 0.345                         | 79                  | 18       |
| 14/3                 | 41 X 30                     | 0.030                             | 0.030                         | 0.370                         | 98                  | 18       |
| 14/4                 | 41 X 30                     | 0.030                             | 0.030                         | 0.405                         | 121                 | 15       |
| 12/2                 | 65 X 30                     | 0.030                             | 0.045                         | 0.415                         | 123                 | 25       |
| 12/3                 | 65 X 30                     | 0.030                             | 0.045                         | 0.435                         | 144                 | 25       |
| 12/4                 | 65 X 30                     | 0.030                             | 0.045                         | 0.475                         | 180                 | 20       |
| 10/2                 | 104 X 30                    | 0.045                             | 0.060                         | 0.555                         | 187                 | 30       |
| 10/3                 | 104 X 30                    | 0.045                             | 0.060                         | 0.580                         | 246                 | 30       |
| 10/4                 | 104 X 30                    | 0.045                             | 0.060                         | 0.640                         | 305                 | 25       |

Ampacity values are based on NEC Table 400.5(A).

| # OF CONDUCTORS | COLOR SEQUENCE   |
|-----------------|--|
| 2               | BLACK, WHITE              |
| 3               | BLACK, WHITE, GREEN       |
| 4               | BLACK, WHITE, RED, GREEN  |

# ROYAL® SJOOW

ROYAL® 90°C Cord. 300 Volts.  
 Good Tensile Strength, Elongation and Aging Characteristics.  
 Black Jacket. Rated -40°C to 90°C.  
 RoHS Compliant. UL Listed and CSA Certified for Indoor and Outdoor Use.  
 Provides Premium Oil Resistance, Water Resistant and High Flexibility.  
 Excellent Abrasion Resistance.  
 NEC, Rated Hard Usage.



## APPLICATIONS

Southwire Type SJOOW Flexible Cords are permitted for use as specified by Article 400 and related articles of the 2014 National Electrical Code. Some typical applications for Type SJOOW Cords include wiring for portable tools, portable appliances, equipment, small motors and associated machinery.

## SPECIFICATIONS




- UL 62
- CSA Standard 22.2 No. 49
- MSHA flame resistance for Mining Applications - PO7-KA070018-1MSHA
- Federal Specification J-C-580B
- NEC Article 400
- OSHA acceptable
- RoHS

Southwire Type SJOOW Flexible Cords are manufactured using bare flexible stranded Class K copper conductors, with a heat, moisture and oil resistant EPDM rubber insulation. The insulated conductors are cabled with wax paper fillers, with a tissue-paper separator wrapped around the assembly to promote easier removal of the jacket. A heat, moisture and oil resistant flexible CPE jacket is extruded over the assembly to complete the construction. Sizes 18 through 10 AWG fully annealed stranded bare copper per ASTM B-174. Some sizes may be subject to minimum order quantity.

# Viper Rubber Type SJOOW Black

| Conductor Size (AWG) | Conductor Stranding (#/AWG) | Nominal Insulation Thickness (in) | Nominal Jacket Thickness (in) | Nominal Overall Diameter (in) | Weight (lbs/1000ft) | Ampacity |
|----------------------|-----------------------------|-----------------------------------|-------------------------------|-------------------------------|---------------------|----------|
| 18/2                 | 16 X 30                     | 0.030                             | 0.030                         | 0.290                         | 48                  | 10       |
| 18/3                 | 16 X 30                     | 0.030                             | 0.030                         | 0.310                         | 59                  | 10       |
| 18/4                 | 16 X 30                     | 0.030                             | 0.030                         | 0.335                         | 72                  | 7        |
| 16/2                 | 26 X 30                     | 0.030                             | 0.030                         | 0.315                         | 61                  | 13       |
| 16/3                 | 26 X 30                     | 0.030                             | 0.030                         | 0.335                         | 75                  | 13       |
| 16/4                 | 26 X 30                     | 0.030                             | 0.030                         | 0.360                         | 92                  | 10       |
| 14/2                 | 41 X 30                     | 0.030                             | 0.030                         | 0.345                         | 79                  | 18       |
| 14/3                 | 41 X 30                     | 0.030                             | 0.030                         | 0.370                         | 98                  | 18       |
| 14/4                 | 41 X 30                     | 0.030                             | 0.030                         | 0.405                         | 121                 | 15       |
| 12/2                 | 65 X 30                     | 0.030                             | 0.045                         | 0.415                         | 123                 | 25       |
| 12/3                 | 65 X 30                     | 0.030                             | 0.045                         | 0.435                         | 144                 | 25       |
| 12/4                 | 65 X 30                     | 0.030                             | 0.045                         | 0.475                         | 180                 | 20       |
| 10/2                 | 104 X 30                    | 0.045                             | 0.060                         | 0.555                         | 187                 | 30       |
| 10/3                 | 104 X 30                    | 0.045                             | 0.060                         | 0.580                         | 246                 | 30       |
| 10/4                 | 104 X 30                    | 0.045                             | 0.060                         | 0.640                         | 305                 | 25       |

Ampacity values are based on NEC Table 400.5(A).

| # OF CONDUCTORS | COLOR SEQUENCE   |
|-----------------|--|
| 2               | BLACK, WHITE              |
| 3               | BLACK, WHITE, GREEN       |
| 4               | BLACK, WHITE, RED, GREEN  |