




\*Quick Thread™ device hole

	Cu. In. Volume	Catalog Number	Component Description	Exterior Dimensions			UPC# 85339	Std. Pkg. Qty.	Std. Wt. (lb.)
				D	W	H			
Two Gang	40.0	P-2400W	Two gang, ears, wing brackets, molded-in Speed Klamps™, two ½" knockouts; *Can use LVP-2 partition for dual voltage applications	3-3/8	4-1/8	3-11/16	24912	24	8
	43.0	P-442	Two gang, angled mid-nails, molded-in Speed Klamps™, two ½" knockouts	3-9/16	4	3-¾	44000	48	17
	43.0	P-442QT	Two gang, angled mid-nails, molded-in Speed Klamps™, two ½" knockouts, Quick Thread™ device holes	3-9/16	4	3-¾	44001	48	16
	43.5	P-442H	Two gang, face bracket side mount hanger, molded-in Speed Klamps™	3-9/16	4	3-¾	44002	48	18
	43.5	P-442HQT	Two gang, ace bracket side mount hanger, molded-in Speed Klamps™, Quick Thread™ device holes	3-9/16	4	3-¾	44003	48	20

	Cu. In. Volume	Catalog Number	Component Description	Exterior Dimensions			UPC# 85339	Std. Pkg. Qty.	Std. Wt. (lb.)
				D	W	H			
Three Gang	55.0	P-3520W	Three gang, ears, wing brackets, molded-in Speed Klamps™, two ½" knockouts; *Can use LVP-2 partition for dual voltage applications	3-3/8	5-15/16	3-11/16	33201	12	6
	63.0	P-643	Three gang, angled nails, molded-in Speed Klamps™, two ½" knockouts	3-9/16	5-13/16	3-¾	46302	20	9
	63.0	P-643QT	Three gang, angled nails, molded-in Speed Klamps™, Quick Thread™ device holes, two ½" knockouts	3-9/16	5-13/16	3-¾	46301	20	10
	64.0	P-643H	Three gang, face bracket side mount hanger, molded-in Speed Klamps™	3-9/16	5-13/16	3-¾	46303	20	11
	64.0	P-643HQT	Three gang, face bracket side mount hanger, molded-in Speed Klamps™, Quick Thread™ device holes	3-9/16	5-13/16	3-¾	46304	20	11



	Cu. In. Volume	Catalog Number	Component Description	Exterior Dimensions			UPC# 85339	Std. Pkg. Qty.	Std. Wt. (lb.)
				D	W	H			
*Four Gang	74.8	P-764*	Four gang, angled nails, molded-in Speed Klamps™, two ½" knockouts	3-¼	7-5/8	3-¾	94060	18	10
	74.8	P-764QT*	Four gang, angled nails, molded-in Speed Klamps™, Quick Thread™ device holes, two ½" knockouts	3-¼	7-5/8	3-¾	94063	18	9
	74.8	P-764B*	Four gang, angled nails, molded-in Speed Klamps™, stabilizer bracket, two ½" knockouts	3-¼	7-5/8	3-¾	94061	18	13
	74.8	P-764BQT*	Four gang, angled nails, molded-in Speed Klamps™, stabilizer bracket, Quick Thread™ device holes, two ½" knockouts	3-¼	7-5/8	3-¾	94062	18	13
	74.8	P-764H*	Four gang, face bracket side mount hanger, molded-in Speed Klamps™, two ½" knockouts	3-¼	7-5/8	3-¾	94064	12	9
	74.8	P-764HQT*	Four gang, face bracket side mount hanger, molded-in Speed Klamps™, Quick Thread™ device holes, two ½" knockouts	3-¼	7-5/8	3-¾	94065	12	9
	74.8	P-764HB*	Four gang, face bracket side mount hanger, molded-in Speed Klamps™, stabilizer bracket, two ½" knockouts	3-¼	7-5/8	3-¾	94066	6	5
	74.8	P-764HBQT*	Four gang, face bracket side mount hanger, molded-in Speed Klamps™, stabilizer bracket, Quick Thread™ device holes, two ½" knockouts	3-¼	7-5/8	3-¾	94067	6	6

\*NOTE: flexbox four gang switch/receptacle boxes are **not** UL classified for fire resistive walls.

All dimensions are in inches unless otherwise noted.

See page 32 for flexbox® Attachment Coding suffix descriptions.



Old Work/Manufactured Housing Boxes



Flush-Device Box

UL File No. E30594

# Structured Cable/Low Voltage

Single Gang Boxes, Low Voltage Partitions, Plaster Rings



ALLIED  
MOULDED  
PRODUCTS, Inc.



LVBOW-1



LVB-1



LVPR-1



LVP-1



LVP-2

Structured Cable/Low Voltage

Catalog Number	Component Description	Exterior Dimensions			UPC# 85339	Std. Pkg. Qty.	Std. Wt. (lb.)
		D	W	H			
LVBOW-1	Single gang, old work, structured cable box with ears and wings	3-1/16	2-5/16	3-11/16	80003	24	5
LVB-1	Single gang, angled mid-nails, structured cable box	2-3/4	2-1/4	3-3/4	80002	48	9
LVPR-1	Single gang plaster ring, 1/2" offset, structured cable bracket for steel or wood stud face mounting	5/8	4	4	80001	50	4
LVP-1	Low voltage divider plate for use with fiberglassBOX™ series 2302, 3303, 4304, 5305, and 9314 only	3/32	3-5/16	3-3/4	80000	50*	3
LVP-2	Low voltage divider plate for use with SLIDERBOX® series SB-2, SB-3, and SB-4; and flexBOX® part numbers P-442, P-442QT, P-643, P-643QT, P-764, P-764QT, P-764B, P-764H, P-764HBQT, P-2400W, and P-3520W	3-32	3-1/16	3-1/2	80005	50*	3

\* Consists of ten (10) packages of five (5) pieces each.


## LVBOW-1 Features and Benefits

- Old work structured cable box
- Sturdy construction with “box-like” strength and rigidity
- Molded thread device holes provide for secure mounting of structured cable devices and cover plates
- Eliminates the need to modify single gang outlet boxes
- Open back design for generous cable bend radius
- Holes in back section provide a means to secure the cable allowing cable accessibility later (Fig. A)
- U.S. Patents D531,128 and 7,179,994



## LVB-1 Features and Benefits


- New work structured cable box
- Sturdy construction with “box-like” strength and rigidity
- Eliminates need to modify single gang box
- Open back for generous cable bend radius
- Easy nail-on mounting design
- Holes on back provide a means to wire tie the cable allowing cable accessibility later (Fig. A)
- Open back channel to store and protect cable during drywall phase (Fig. B)
- US Patents D531,128 and 7,179,994



## LVP-1/LVP-2 Features and Benefits

- Separates line and low voltage within the same electrical box
- Use LVP-1 with Allied Moulded’s deep series 2302, 3303, 4304, 5305, and 9314 fiberglass boxes
- Use LVP-2 with Allied Moulded’s flexBOX® products and SLIDERBOX® products (see chart above for specific part numbers)
- Allows for a reduced number of wall box installations
- Fast, easy and convenient to install

- Complies with article 800.133(A)(1)(c) from 2008 NEC
- For low voltage applications in fire rated walls, utilize the LVP-1 partition with the Allied Moulded deep series fiberglass wall boxes which carry the industry exclusive rating for reduced horizontal separation in the same stud cavity



All dimensions are in inches unless otherwise noted.

Old Work/Manufactured Housing Boxes



UL File No. E245435 - Boxes  
UL File No. E30594 - Partitions

# Competitive Cross Reference


Thermoplastic Outlet Boxes



**ALLIED  
MOULDED  
PRODUCTS, Inc.**

## flexBOX®: Basic Series “Soft Box” Thermoplastic Boxes


Allied Moulded	Carlton® PC Black Polycarbonate	Carlton® PVC (Zip Blue)	Carlton® PVC (Super Blue) (T&B)	Cantex® (EZ BOX®)	Pass & Seymour (Slater®)
P-108E	N/A	B108R-UPC	N/A	EZ08SF	P108W
P-108H	N/A	B108B-UPC	N/A	EZ08SB	P108N
P-1160W	114-OW	E-16-8	N/A	EZ14SO	P116W
P-1180W	118-OW	B120R	BH118R	N/A	S118W
P-1220W	N/A	B120R	N/A	EZ21SO	S122W
P-122SC	N/A	SNO-18-M	N/A	N/A	N/A
P-181	118-N (18")	B118A (18")	N/A	EZ18SN (18")	P118R
P-181H	118-LB	B118B-UPC	N/A	EZ20SB	S118S50
P-181HZ	N/A	N/A	N/A	N/A	N/A
P-181QT	N/A	N/A	N/A	EZ18SNU	S118R
P-181RK	N/A	N1-710-M	N/A	N/A	P1-18-RN (18")
P-201	120-N (20.3")	B120A (20")	BH122A	EZ20SN (20")	P122R
P-201QT	120-N-FS (20.3)	N/A	N/A	EZ20SNU (20")	S1-18-R (18")
P-201R	N/A	RN-23	N/A	N/A	P122RN
P-2400W	232-OW	B225R	BH234R	EZ25DO	S2-32-W
P-241	122-N (22.5")	B122A (22")	N/A	EZ23SN (23")	P1-22-R (22.5")
P-241H	122-LB (22.5")	N/A	N/A	EZ20SB	P122C
P-241HQT	122-LBP (22.5")	N/A	N/A	N/A	S1-22-S50 (22.5")
P-241QT	122-N-FS (22.5")	N/A	N/A	EZ23SNU (23")	S1-22-R (22.5")
P-3520W	N/A	B355R	N/A	N/A	S3-52-W
P-442	234-N (34")	B232A (32")	BH235A	EZ32DN (32")/EZ48DN	P2-35-RAC (35")
P-442H	234-LB (34")	B232B (32")	N/A	N/A	N/A
P-442HQT	234-LBP (34")	N/A	N/A	N/A	S2-35-S50AC (35")
P-442QT	234-NP (34")	N/A	N/A	EZ32DNU	S2-35-RAC (35")
P-643	345-N (45")	B344A (44")	BH353A	EZ44TN (44")	S3-54-RAC (54")
P-643H	345-LB (45")	SB-357	N/A	EZ74TN	S354S50AC
P-643HQT	N/A	N/A	N/A	N/A	S3-54-S50AC (54")
P-643QT	N/A	N/A	N/A	N/A	S3-54-RAC (54")
P-764	N/A	N/A	BH464A	N/A	S468RAC
P-764B	460-SB-24 (60")	B455A	N/A	EZ55QNB (55")	N/A
P-764BQT	N/A	N/A	N/A	N/A	N/A
P-764H	460-LB (60")	N/A	N/A	N/A	N/A
P-764HB	N/A	B455AH	N/A	N/A	N/A
P-764HBQT	N/A	N/A	N/A	N/A	N/A
P-764HQT	N/A	N/A	N/A	N/A	N/A
P-764QT	N/A	N/A	N/A	N/A	S4-68-RAC (68")
PC213-16	N-321-C-94	N/A	N/A	N/A	N/A
PC213-16G	N-321-GC-94	N/A	N/A	N/A	N/A
PC213-BH	N-321-C-95	N/A	N/A	N/A	C118HAC
PC213-BHG	N-321-GC-95	N/A	N/A	N/A	C118HAGAC
PC213-N	3R-16-N (16")	B518A (18")	N/A	EZ18CN (18")	C1-18-RAC (18")
PC213-NG	3R-16-NGP (16")	B518P (18")	N/A	EZ18CNG (18")	C1-18-RGAC (18")
PC2230W	N/A	B618R	BH614R	EZ18CO	C1-18WAC
PC2230WG	N/A	B618RP	N/A	EZ18COG	C1-18WGAC
PC234-16	N-423-C-94-V	B620H-UPC	N/A	N/A	N/A
PC234-16G	N-423-GC-94-V	B620HG-UPC	N/A	N/A	N/A
PC234-BH	N-423-C-95-V	B620K	BH525H	EZ20CH	S120HAC
PC234-BHG	N-423-GC-95-V	B620KG-UPC	BH525HP	EZ20CHG	S120HGAC
PC234-N	N-423-C-V	B520A (20.5")	BH525A	EZ20CN (20")	S1-20-RAC (20.2")
PC234-NG	N-423-GC-V	B520P (20.5")	BH525P	EZ20CNG (20")	S1-20-RGAC (20.2")



\*Quick Thread™ device hole

	Cu. In. Volume	Catalog Number	Component Description	Exterior Dimensions			UPC# 85339	Std. Pkg. Qty.	Std. Wt. (lb.)
				D	W	H			
Two Gang	40.0	P-2400W	Two gang, ears, wing brackets, molded-in Speed Klamps™, two ½" knockouts; *Can use LVP-2 partition for dual voltage applications	3-3/8	4-1/8	3-11/16	24912	24	8
	43.0	P-442	Two gang, angled mid-nails, molded-in Speed Klamps™, two ½" knockouts	3-9/16	4	3-¾	44000	48	17
	43.0	P-442QT	Two gang, angled mid-nails, molded-in Speed Klamps™, two ½" knockouts, Quick Thread™ device holes	3-9/16	4	3-¾	44001	48	16
	43.5	P-442H	Two gang, face bracket side mount hanger, molded-in Speed Klamps™	3-9/16	4	3-¾	44002	48	18
	43.5	P-442HQT	Two gang, ace bracket side mount hanger, molded-in Speed Klamps™, Quick Thread™ device holes	3-9/16	4	3-¾	44003	48	20

	Cu. In. Volume	Catalog Number	Component Description	Exterior Dimensions			UPC# 85339	Std. Pkg. Qty.	Std. Wt. (lb.)
				D	W	H			
Three Gang	55.0	P-3520W	Three gang, ears, wing brackets, molded-in Speed Klamps™, two ½" knockouts; *Can use LVP-2 partition for dual voltage applications	3-3/8	5-15/16	3-11/16	33201	12	6
	63.0	P-643	Three gang, angled nails, molded-in Speed Klamps™, two ½" knockouts	3-9/16	5-13/16	3-¾	46302	20	9
	63.0	P-643QT	Three gang, angled nails, molded-in Speed Klamps™, Quick Thread™ device holes, two ½" knockouts	3-9/16	5-13/16	3-¾	46301	20	10
	64.0	P-643H	Three gang, face bracket side mount hanger, molded-in Speed Klamps™	3-9/16	5-13/16	3-¾	46303	20	11
	64.0	P-643HQT	Three gang, face bracket side mount hanger, molded-in Speed Klamps™, Quick Thread™ device holes	3-9/16	5-13/16	3-¾	46304	20	11



	Cu. In. Volume	Catalog Number	Component Description	Exterior Dimensions			UPC# 85339	Std. Pkg. Qty.	Std. Wt. (lb.)
				D	W	H			
*Four Gang	74.8	P-764*	Four gang, angled nails, molded-in Speed Klamps™, two ½" knockouts	3-¼	7-5/8	3-¾	94060	18	10
	74.8	P-764QT*	Four gang, angled nails, molded-in Speed Klamps™, Quick Thread™ device holes, two ½" knockouts	3-¼	7-5/8	3-¾	94063	18	9
	74.8	P-764B*	Four gang, angled nails, molded-in Speed Klamps™, stabilizer bracket, two ½" knockouts	3-¼	7-5/8	3-¾	94061	18	13
	74.8	P-764BQT*	Four gang, angled nails, molded-in Speed Klamps™, stabilizer bracket, Quick Thread™ device holes, two ½" knockouts	3-¼	7-5/8	3-¾	94062	18	13
	74.8	P-764H*	Four gang, face bracket side mount hanger, molded-in Speed Klamps™, two ½" knockouts	3-¼	7-5/8	3-¾	94064	12	9
	74.8	P-764HQT*	Four gang, face bracket side mount hanger, molded-in Speed Klamps™, Quick Thread™ device holes, two ½" knockouts	3-¼	7-5/8	3-¾	94065	12	9
	74.8	P-764HB*	Four gang, face bracket side mount hanger, molded-in Speed Klamps™, stabilizer bracket, two ½" knockouts	3-¼	7-5/8	3-¾	94066	6	5
	74.8	P-764HBQT*	Four gang, face bracket side mount hanger, molded-in Speed Klamps™, stabilizer bracket, Quick Thread™ device holes, two ½" knockouts	3-¼	7-5/8	3-¾	94067	6	6

\*NOTE: flexbox four gang switch/receptacle boxes are **not** UL classified for fire resistive walls.

All dimensions are in inches unless otherwise noted.

See page 32 for flexbox® Attachment Coding suffix descriptions.



Old Work/Manufactured Housing Boxes



Flush-Device Box  
UL File No. E30594

# Structured Cable/Low Voltage

Single Gang Boxes, Low Voltage Partitions, Plaster Rings



ALLIED MOULDED PRODUCTS, Inc.



LVBOW-1



LVB-1



LVPR-1



LVP-1



LVP-2

Structured Cable/Low Voltage	Catalog Number	Component Description	Exterior Dimensions			UPC# 85339	Std. Pkg. Qty.	Std. Wt. (lb.)
			D	W	H			
	LVBOW-1	Single gang, old work, structured cable box with ears and wings	3-1/16	2-5/16	3-11/16	80003	24	5
	LVB-1	Single gang, angled mid-nails, structured cable box	2-3/4	2-1/4	3-3/4	80002	48	9
	LVPR-1	Single gang plaster ring, 1/2" offset, structured cable bracket for steel or wood stud face mounting	5/8	4	4	80001	50	4
	LVP-1	Low voltage divider plate for use with fiberglassBOX™ series 2302, 3303, 4304, 5305, and 9314 only	3/32	3-5/16	3-3/4	80000	50*	3
	LVP-2	Low voltage divider plate for use with SLIDERBOX® series SB-2, SB-3, and SB-4; and flexBOX® part numbers P-442, P-442QT, P-643, P-643QT, P-764, P-764QT, P-764B, P-764H, P-764HBQT, P-2400W, and P-3520W	3-32	3-1/16	3-1/2	80005	50*	3

\* Consists of ten (10) packages of five (5) pieces each.

## LVBOW-1 Features and Benefits

- Old work structured cable box
- Sturdy construction with “box-like” strength and rigidity
- Molded thread device holes provide for secure mounting of structured cable devices and cover plates
- Eliminates the need to modify single gang outlet boxes
- Open back design for generous cable bend radius
- Holes in back section provide a means to secure the cable allowing cable accessibility later (Fig. A)
- U.S. Patents D531,128 and 7,179,994



## LVB-1 Features and Benefits


- New work structured cable box
- Sturdy construction with “box-like” strength and rigidity
- Eliminates need to modify single gang box
- Open back for generous cable bend radius
- Easy nail-on mounting design
- Holes on back provide a means to wire tie the cable allowing cable accessibility later (Fig. A)
- Open back channel to store and protect cable during drywall phase (Fig. B)
- US Patents D531,128 and 7,179,994



## LVP-1/LVP-2 Features and Benefits

- Separates line and low voltage within the same electrical box
- Use LVP-1 with Allied Moulded’s deep series 2302, 3303, 4304, 5305, and 9314 fiberglass boxes
- Use LVP-2 with Allied Moulded’s flexBOX® products and SLIDERBOX® products (see chart above for specific part numbers)
- Allows for a reduced number of wall box installations
- Fast, easy and convenient to install

- Complies with article 800.133(A)(1)(c) from 2008 NEC
- For low voltage applications in fire rated walls, utilize the LVP-1 partition with the Allied Moulded deep series fiberglass wall boxes which carry the industry exclusive rating for reduced horizontal separation in the same stud cavity



All dimensions are in inches unless otherwise noted.

Old Work/Manufactured Housing Boxes



UL File No. E245435 - Boxes  
UL File No. E30594 - Partitions

# Competitive Cross Reference

Thermoplastic Outlet Boxes



**ALLIED  
MOULDED  
PRODUCTS, Inc.**

## flexBOX®: Basic Series “Soft Box” Thermoplastic Boxes

Allied Moulded	Carlton® PC Black Polycarbonate	Carlton® PVC (Zip Blue)	Carlton® PVC (Super Blue) (T&B)	Cantex® (EZ BOX®)	Pass & Seymour (Slater®)
P-108E	N/A	B108R-UPC	N/A	EZ08SF	P108W
P-108H	N/A	B108B-UPC	N/A	EZ08SB	P108N
P-1160W	114-OW	E-16-8	N/A	EZ14SO	P116W
P-1180W	118-OW	B120R	BH118R	N/A	S118W
P-1220W	N/A	B120R	N/A	EZ21SO	S122W
P-122SC	N/A	SNO-18-M	N/A	N/A	N/A
P-181	118-N (18")	B118A (18")	N/A	EZ18SN (18")	P118R
P-181H	118-LB	B118B-UPC	N/A	EZ20SB	S118S50
P-181HZ	N/A	N/A	N/A	N/A	N/A
P-181QT	N/A	N/A	N/A	EZ18SNU	S118R
P-181RK	N/A	N1-710-M	N/A	N/A	P1-18-RN (18")
P-201	120-N (20.3")	B120A (20")	BH122A	EZ20SN (20")	P122R
P-201QT	120-N-FS (20.3)	N/A	N/A	EZ20SNU (20")	S1-18-R (18")
P-201R	N/A	RN-23	N/A	N/A	P122RN
P-2400W	232-OW	B225R	BH234R	EZ25DO	S2-32-W
P-241	122-N (22.5")	B122A (22")	N/A	EZ23SN (23")	P1-22-R (22.5")
P-241H	122-LB (22.5")	N/A	N/A	EZ20SB	P122C
P-241HQT	122-LBP (22.5")	N/A	N/A	N/A	S1-22-S50 (22.5")
P-241QT	122-N-FS (22.5")	N/A	N/A	EZ23SNU (23")	S1-22-R (22.5")
P-3520W	N/A	B355R	N/A	N/A	S3-52-W
P-442	234-N (34")	B232A (32")	BH235A	EZ32DN (32")/EZ48DN	P2-35-RAC (35")
P-442H	234-LB (34")	B232B (32")	N/A	N/A	N/A
P-442HQT	234-LBP (34")	N/A	N/A	N/A	S2-35-S50AC (35")
P-442QT	234-NP (34")	N/A	N/A	EZ32DNU	S2-35-RAC (35")
P-643	345-N (45")	B344A (44")	BH353A	EZ44TN (44")	S3-54-RAC (54")
P-643H	345-LB (45")	SB-357	N/A	EZ74TN	S354S50AC
P-643HQT	N/A	N/A	N/A	N/A	S3-54-S50AC (54")
P-643QT	N/A	N/A	N/A	N/A	S3-54-RAC (54")
P-764	N/A	N/A	BH464A	N/A	S468RAC
P-764B	460-SB-24 (60")	B455A	N/A	EZ55QNB (55")	N/A
P-764BQT	N/A	N/A	N/A	N/A	N/A
P-764H	460-LB (60")	N/A	N/A	N/A	N/A
P-764HB	N/A	B455AH	N/A	N/A	N/A
P-764HBQT	N/A	N/A	N/A	N/A	N/A
P-764HQT	N/A	N/A	N/A	N/A	N/A
P-764QT	N/A	N/A	N/A	N/A	S4-68-RAC (68")
PC213-16	N-321-C-94	N/A	N/A	N/A	N/A
PC213-16G	N-321-GC-94	N/A	N/A	N/A	N/A
PC213-BH	N-321-C-95	N/A	N/A	N/A	C118HAC
PC213-BHG	N-321-GC-95	N/A	N/A	N/A	C118HAGAC
PC213-N	3R-16-N (16")	B518A (18")	N/A	EZ18CN (18")	C1-18-RAC (18")
PC213-NG	3R-16-NGP (16")	B518P (18")	N/A	EZ18CNG (18")	C1-18-RGAC (18")
PC2230W	N/A	B618R	BH614R	EZ18CO	C1-18WAC
PC2230WG	N/A	B618RP	N/A	EZ18COG	C1-18WGAC
PC234-16	N-423-C-94-V	B620H-UPC	N/A	N/A	N/A
PC234-16G	N-423-GC-94-V	B620HG-UPC	N/A	N/A	N/A
PC234-BH	N-423-C-95-V	B620K	BH525H	EZ20CH	S120HAC
PC234-BHG	N-423-GC-95-V	B620KG-UPC	BH525HP	EZ20CHG	S120HGAC
PC234-N	N-423-C-V	B520A (20.5")	BH525A	EZ20CN (20")	S1-20-RAC (20.2")
PC234-NG	N-423-GC-V	B520P (20.5")	BH525P	EZ20CNG (20")	S1-20-RGAC (20.2")