




*Quick Thread™ device hole

	Cu. In. Volume	Catalog Number	Component Description	Exterior Dimensions			UPC# 85339	Std. Pkg. Qty.	Std. Wt. (lb.)
				D	W	H			
Two Gang	40.0	P-2400W	Two gang, ears, wing brackets, molded-in Speed Klamps™, two ½" knockouts; *Can use LVP-2 partition for dual voltage applications	3-3/8	4-1/8	3-11/16	24912	24	8
	43.0	P-442	Two gang, angled mid-nails, molded-in Speed Klamps™, two ½" knockouts	3-9/16	4	3-¾	44000	48	17
	43.0	P-442QT	Two gang, angled mid-nails, molded-in Speed Klamps™, two ½" knockouts, Quick Thread™ device holes	3-9/16	4	3-¾	44001	48	16
	43.5	P-442H	Two gang, face bracket side mount hanger, molded-in Speed Klamps™	3-9/16	4	3-¾	44002	48	18
	43.5	P-442HQT	Two gang, ace bracket side mount hanger, molded-in Speed Klamps™, Quick Thread™ device holes	3-9/16	4	3-¾	44003	48	20

	Cu. In. Volume	Catalog Number	Component Description	Exterior Dimensions			UPC# 85339	Std. Pkg. Qty.	Std. Wt. (lb.)
				D	W	H			
Three Gang	55.0	P-3520W	Three gang, ears, wing brackets, molded-in Speed Klamps™, two ½" knockouts; *Can use LVP-2 partition for dual voltage applications	3-3/8	5-15/16	3-11/16	33201	12	6
	63.0	P-643	Three gang, angled nails, molded-in Speed Klamps™, two ½" knockouts	3-9/16	5-13/16	3-¾	46302	20	9
	63.0	P-643QT	Three gang, angled nails, molded-in Speed Klamps™, Quick Thread™ device holes, two ½" knockouts	3-9/16	5-13/16	3-¾	46301	20	10
	64.0	P-643H	Three gang, face bracket side mount hanger, molded-in Speed Klamps™	3-9/16	5-13/16	3-¾	46303	20	11
	64.0	P-643HQT	Three gang, face bracket side mount hanger, molded-in Speed Klamps™, Quick Thread™ device holes	3-9/16	5-13/16	3-¾	46304	20	11



	Cu. In. Volume	Catalog Number	Component Description	Exterior Dimensions			UPC# 85339	Std. Pkg. Qty.	Std. Wt. (lb.)
				D	W	H			
Four Gang	74.8	P-764	Four gang, angled nails, molded-in Speed Klamps™, two ½" knockouts	3-¼	7-5/8	3-¾	94060	18	10
	74.8	P-764QT*	Four gang, angled nails, molded-in Speed Klamps™, Quick Thread™ device holes, two ½" knockouts	3-¼	7-5/8	3-¾	94063	18	9
	74.8	P-764B*	Four gang, angled nails, molded-in Speed Klamps™, stabilizer bracket, two ½" knockouts	3-¼	7-5/8	3-¾	94061	18	13
	74.8	P-764BQT*	Four gang, angled nails, molded-in Speed Klamps™, stabilizer bracket, Quick Thread™ device holes, two ½" knockouts	3-¼	7-5/8	3-¾	94062	18	13
	74.8	P-764H*	Four gang, face bracket side mount hanger, molded-in Speed Klamps™, two ½" knockouts	3-¼	7-5/8	3-¾	94064	12	9
	74.8	P-764HQT*	Four gang, face bracket side mount hanger, molded-in Speed Klamps™, Quick Thread™ device holes, two ½" knockouts	3-¼	7-5/8	3-¾	94065	12	9
	74.8	P-764HB*	Four gang, face bracket side mount hanger, molded-in Speed Klamps™, stabilizer bracket, two ½" knockouts	3-¼	7-5/8	3-¾	94066	6	5
	74.8	P-764HBQT*	Four gang, face bracket side mount hanger, molded-in Speed Klamps™, stabilizer bracket, Quick Thread™ device holes, two ½" knockouts	3-¼	7-5/8	3-¾	94067	6	6

*NOTE: flexbox four gang switch/receptacle boxes are **not** UL classified for fire resistive walls.

All dimensions are in inches unless otherwise noted.


See page 32 for flexbox® Attachment Coding suffix descriptions.



Old Work/Manufactured Housing Boxes




Flush-Device Box
UL File No. E30594



*Quick Thread™ device hole

	Cu. In. Volume	Catalog Number	Component Description	Exterior Dimensions			UPC# 85339	Std. Pkg. Qty.	Std. Wt. (lb.)
				D	W	H			
Two Gang	40.0	P-2400W	Two gang, ears, wing brackets, molded-in Speed Klamps™, two ½" knockouts; *Can use LVP-2 partition for dual voltage applications	3-3/8	4-1/8	3-11/16	24912	24	8
	43.0	P-442	Two gang, angled mid-nails, molded-in Speed Klamps™, two ½" knockouts	3-9/16	4	3-¾	44000	48	17
	43.0	P-442QT	Two gang, angled mid-nails, molded-in Speed Klamps™, two ½" knockouts, Quick Thread™ device holes	3-9/16	4	3-¾	44001	48	16
	43.5	P-442H	Two gang, face bracket side mount hanger, molded-in Speed Klamps™	3-9/16	4	3-¾	44002	48	18
	43.5	P-442HQT	Two gang, ace bracket side mount hanger, molded-in Speed Klamps™, Quick Thread™ device holes	3-9/16	4	3-¾	44003	48	20

	Cu. In. Volume	Catalog Number	Component Description	Exterior Dimensions			UPC# 85339	Std. Pkg. Qty.	Std. Wt. (lb.)
				D	W	H			
Three Gang	55.0	P-3520W	Three gang, ears, wing brackets, molded-in Speed Klamps™, two ½" knockouts; *Can use LVP-2 partition for dual voltage applications	3-3/8	5-15/16	3-11/16	33201	12	6
	63.0	P-643	Three gang, angled nails, molded-in Speed Klamps™, two ½" knockouts	3-9/16	5-13/16	3-¾	46302	20	9
	63.0	P-643QT	Three gang, angled nails, molded-in Speed Klamps™, Quick Thread™ device holes, two ½" knockouts	3-9/16	5-13/16	3-¾	46301	20	10
	64.0	P-643H	Three gang, face bracket side mount hanger, molded-in Speed Klamps™	3-9/16	5-13/16	3-¾	46303	20	11
	64.0	P-643HQT	Three gang, face bracket side mount hanger, molded-in Speed Klamps™, Quick Thread™ device holes	3-9/16	5-13/16	3-¾	46304	20	11



	Cu. In. Volume	Catalog Number	Component Description	Exterior Dimensions			UPC# 85339	Std. Pkg. Qty.	Std. Wt. (lb.)
				D	W	H			
Four Gang	74.8	P-764	Four gang, angled nails, molded-in Speed Klamps™, two ½" knockouts	3-¼	7-5/8	3-¾	94060	18	10
	74.8	P-764QT*	Four gang, angled nails, molded-in Speed Klamps™, Quick Thread™ device holes, two ½" knockouts	3-¼	7-5/8	3-¾	94063	18	9
	74.8	P-764B*	Four gang, angled nails, molded-in Speed Klamps™, stabilizer bracket, two ½" knockouts	3-¼	7-5/8	3-¾	94061	18	13
	74.8	P-764BQT*	Four gang, angled nails, molded-in Speed Klamps™, stabilizer bracket, Quick Thread™ device holes, two ½" knockouts	3-¼	7-5/8	3-¾	94062	18	13
	74.8	P-764H*	Four gang, face bracket side mount hanger, molded-in Speed Klamps™, two ½" knockouts	3-¼	7-5/8	3-¾	94064	12	9
	74.8	P-764HQT*	Four gang, face bracket side mount hanger, molded-in Speed Klamps™, Quick Thread™ device holes, two ½" knockouts	3-¼	7-5/8	3-¾	94065	12	9
	74.8	P-764HB*	Four gang, face bracket side mount hanger, molded-in Speed Klamps™, stabilizer bracket, two ½" knockouts	3-¼	7-5/8	3-¾	94066	6	5
	74.8	P-764HBQT*	Four gang, face bracket side mount hanger, molded-in Speed Klamps™, stabilizer bracket, Quick Thread™ device holes, two ½" knockouts	3-¼	7-5/8	3-¾	94067	6	6

*NOTE: flexbox four gang switch/receptacle boxes are **not** UL classified for fire resistive walls.

All dimensions are in inches unless otherwise noted.

See page 32 for flexbox® Attachment Coding suffix descriptions.



Old Work/Manufactured Housing Boxes



Flush-Device Box

UL File No. E30594