

NINETY DEGREE ANGLE FITTINGS

FOR 1 5/8" (41.3) WIDTH SERIES CHANNEL

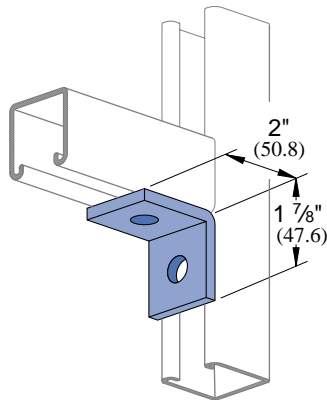


1 5/8" Channels

Nuts & Hardware

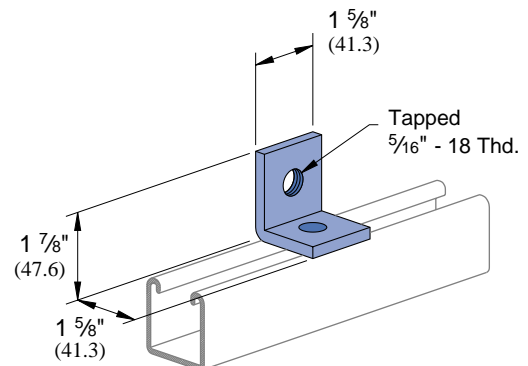
General Fittings

P1026



Wt/C 38 Lbs (17.2 kg)

P1723



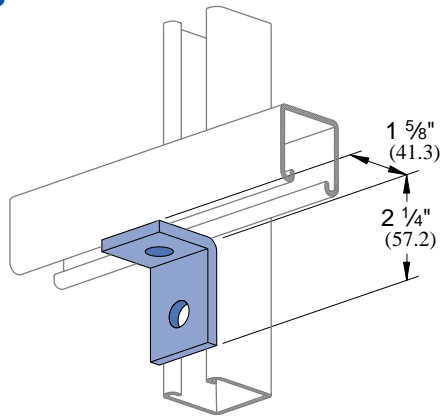
Wt/C 34 Lbs (15.4 kg)

Pipe/Conduit Supports

Electrical Fittings

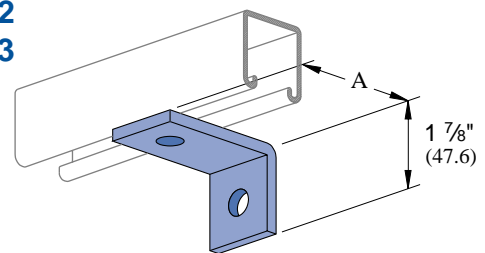
Concrete Inserts

P1068



Wt/C 38 Lbs (17.2 kg)

P1281
P1282
P1283



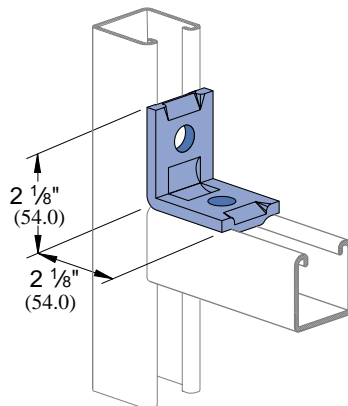
Part Number	"A" Dimension		Weight/C	
	In	mm	Lbs	kg
P1281	3	76.2	49	22.2
P1282	3 1/2	88.9	54	24.5
P1283	4	101.6	61	27.7

1 1/2" Framing System

13/16" Framing System

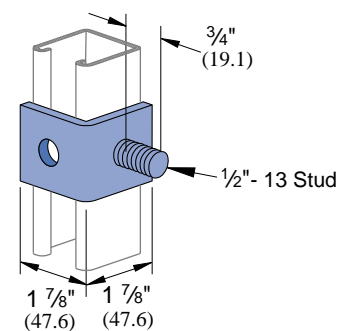
Spec. Metals & Fiberglass

P2626



Wt/C 40 Lbs (18.1 kg)

P1315



Wt/C 45 Lbs (20.4 kg)

Index

Hole Size	Hole Spacing	Width	Thickness
5/16" Diameter 14.3 mm	1 3/16" (20.6 mm) From End 1 7/8" (47.6 mm) On Center	1 5/8" 41.3 mm	1/4" 6.4 mm

GENERAL FITTINGS

FOR 1⁵/₈" (41 MM) WIDTH SERIES CHANNEL



1⁵/₈" Channels

Nuts & Hardware

General Fittings

Pipe/Conduit Supports

Electrical Fittings

Concrete Inserts

1¹/₄" Framing System

1³/₁₆" Framing System

Spec. Metals & Fiberglass

Index

Page

Flat Plate Fittings	82
Ninety Degree Fittings	86
Angular Fittings	93
"Z" Shape Fittings	94
"U" Shape Fittings	96
Wing Shape Fittings	101
Post Bases	105
Brackets and Braces	106
Beam Clamps	112
Trolleys	122
Special Application Fittings	124
End Caps	126
Partition and Display Fittings	127



MATERIAL

Fittings, unless noted, are made from hot-rolled, pickled and oiled steel plates, strip or coil, and conform to ASTM specifications A575, A576, A635, or A36. The fitting steel also meets the physical requirements of ASTM A570 GR 33. The pickling of the steel produces a smooth surface free from scale.

Many fittings are also available in stainless steel, aluminum and fiberglass. Consult factory for ordering information.

FINISHES

Fittings are available in: Perma-Green II (GR), electro-galvanized

(EG), conforming to ASTM B633 Type III SC1; Hot-dipped galvanized (HG), conforming to ASTM A123 or A153 and plain (PL).

APPLICATION

All parts drawings illustrate only one application of each fitting. In most cases many other applications are possible. The channels shown in the illustrations are P1000, 1⁵/₈" square, except where noted otherwise. All ¹/₁₆" diameter holes use 1/2" x ¹⁵/₁₆" hex head cap screws and 1/2" nuts - P1010, P4010 or P5510 - depending on the channel used. Nuts and bolts are not included with the fitting and must be ordered separately.

DESIGN BOLT TORQUE

BOLT SIZE	1/4"	5/16"	3/8"	1/2"	5/8"	3/4"
FOOT LBS.	20	18	16	13	11	10
N·m	6	11	19	50	100	125

DIMENSIONS

Imperial dimensions are illustrated in inches. Metric dimensions are shown in parenthesis or as noted. Unless noted, all metric dimensions are in millimeters and rounded to one decimal place.

DESIGN LOAD

Design load data, where shown, is based on the ultimate strength of the connection with a safety factor of 2.5, unless otherwise noted.

NINETY DEGREE ANGLE FITTINGS

FOR 1 5/8" (41.3) WIDTH SERIES CHANNEL

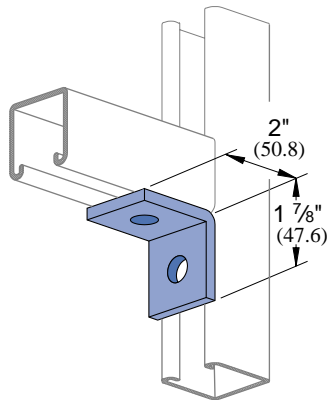


1 5/8" Channels

Nuts & Hardware

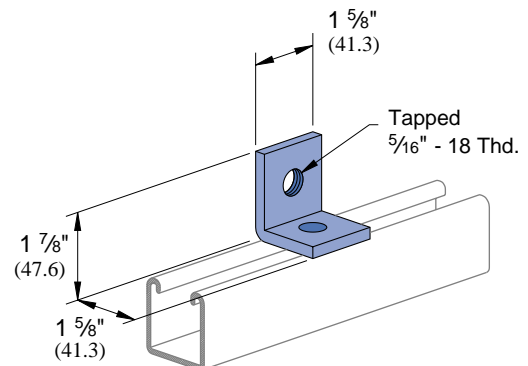
General Fittings

P1026



Wt/C 38 Lbs (17.2 kg)

P1723



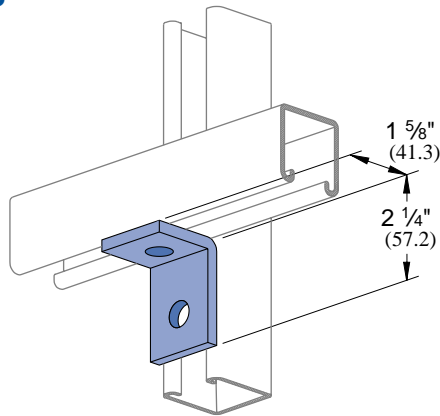
Wt/C 34 Lbs (15.4 kg)

Pipe/Conduit Supports

Electrical Fittings

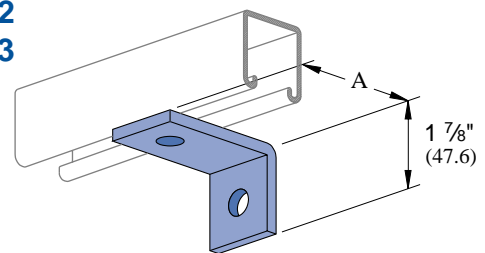
Concrete Inserts

P1068



Wt/C 38 Lbs (17.2 kg)

P1281
P1282
P1283



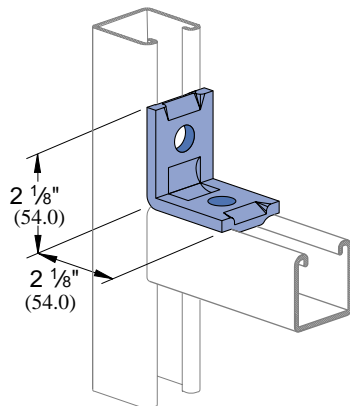
Part Number	"A" Dimension		Weight/C	
	In	mm	Lbs	kg
P1281	3	76.2	49	22.2
P1282	3 1/2	88.9	54	24.5
P1283	4	101.6	61	27.7

1 1/2" Framing System

1 3/16" Framing System

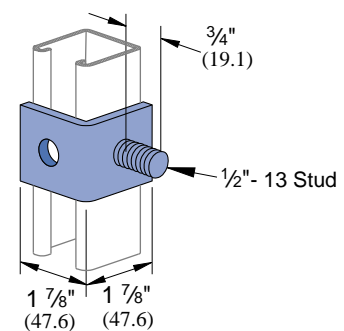
Spec. Metals & Fiberglass

P2626



Wt/C 40 Lbs (18.1 kg)

P1315



Wt/C 45 Lbs (20.4 kg)

Hole Size	Hole Spacing	Width	Thickness
5/16" Diameter 14.3 mm	1 3/16" (20.6 mm) From End 1 7/8" (47.6 mm) On Center	1 5/8" 41.3 mm	1/4" 6.4 mm

GENERAL FITTINGS

FOR 1⁵/₈" (41 MM) WIDTH SERIES CHANNEL



1⁵/₈" Channels

Nuts & Hardware

General Fittings

Pipe/Conduit Supports

Electrical Fittings

Concrete Inserts

1¹/₄" Framing System

1³/₁₆" Framing System

Spec. Metals & Fiberglass

Index

Page

Flat Plate Fittings	82
Ninety Degree Fittings	86
Angular Fittings	93
"Z" Shape Fittings	94
"U" Shape Fittings	96
Wing Shape Fittings	101
Post Bases	105
Brackets and Braces	106
Beam Clamps	112
Trolleys	122
Special Application Fittings	124
End Caps	126
Partition and Display Fittings	127



MATERIAL

Fittings, unless noted, are made from hot-rolled, pickled and oiled steel plates, strip or coil, and conform to ASTM specifications A575, A576, A635, or A36. The fitting steel also meets the physical requirements of ASTM A570 GR 33. The pickling of the steel produces a smooth surface free from scale.

Many fittings are also available in stainless steel, aluminum and fiberglass. Consult factory for ordering information.

FINISHES

Fittings are available in: Perma-Green II (GR), electro-galvanized

(EG), conforming to ASTM B633 Type III SC1; Hot-dipped galvanized (HG), conforming to ASTM A123 or A153 and plain (PL).

APPLICATION

All parts drawings illustrate only one application of each fitting. In most cases many other applications are possible. The channels shown in the illustrations are P1000, 1⁵/₈" square, except where noted otherwise. All ¹/₁₆" diameter holes use 1/2" x ¹⁵/₁₆" hex head cap screws and 1/2" nuts - P1010, P4010 or P5510 - depending on the channel used. Nuts and bolts are not included with the fitting and must be ordered separately.

DESIGN BOLT TORQUE

BOLT SIZE	1/4"	5/16"	3/8"	1/2"	5/8"	3/4"
FOOT LBS.	20	18	16	13	11	10
N·m	6	11	19	50	100	125

DIMENSIONS

Imperial dimensions are illustrated in inches. Metric dimensions are shown in parenthesis or as noted. Unless noted, all metric dimensions are in millimeters and rounded to one decimal place.

DESIGN LOAD

Design load data, where shown, is based on the ultimate strength of the connection with a safety factor of 2.5, unless otherwise noted.