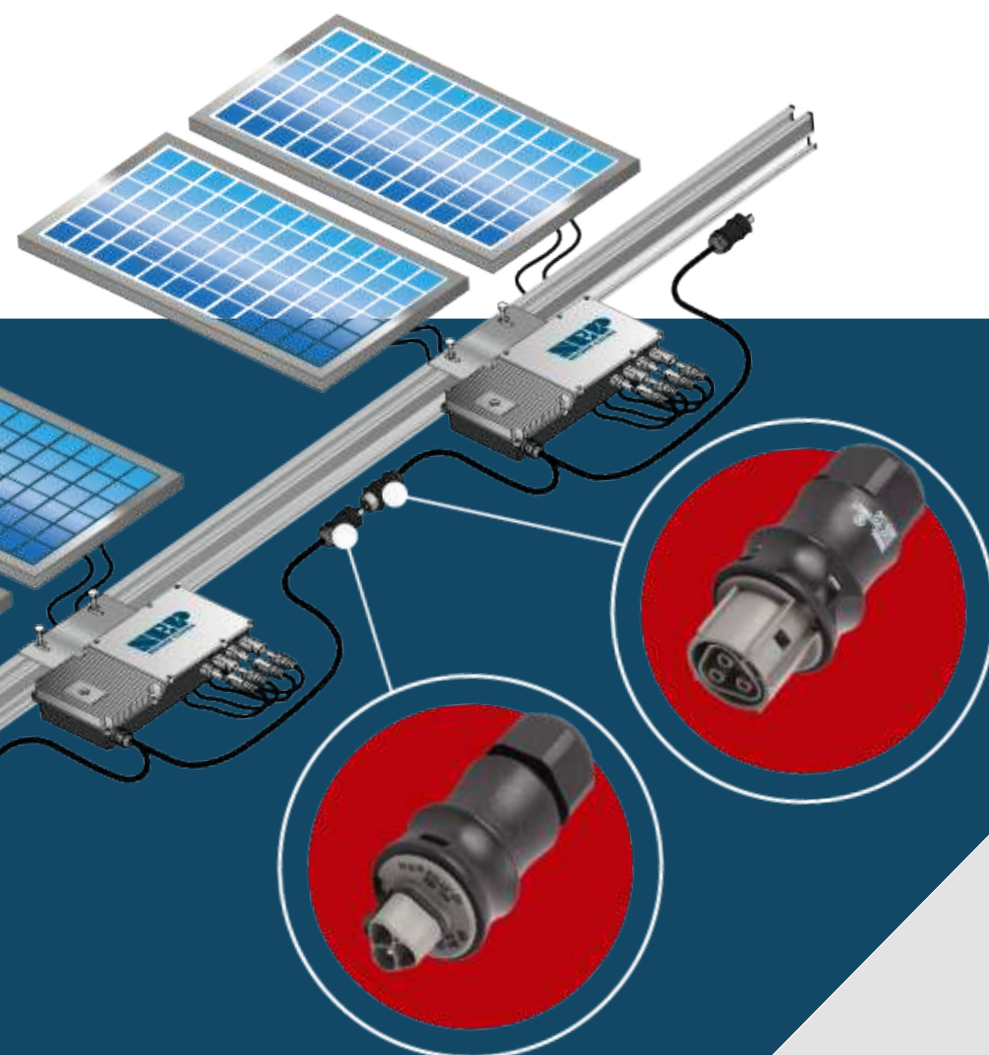
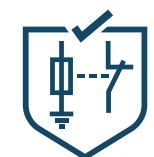




BDM-600X MICROINVERTER

Features

- Low cost \$/watt micro inverter
- High continuous output power up to 580Wac, recommended for dual max 450W solar panel
- High efficiency with 95.5% CEC
- Globally certified for UL1741, SAA, TUV, VDE-AR-N 4105, VDE 0126, G83/2, CEL 021, IEC61727, EN50438, ABNT NBR 6149/16150
- Integrated grounding for easy installation
- NEMA-6/IP-66/IP-67 enclosure rating
- Integrated monitoring and power line communication with RDG-256 gateway
- Can connect with BDM-300 and BDM-250



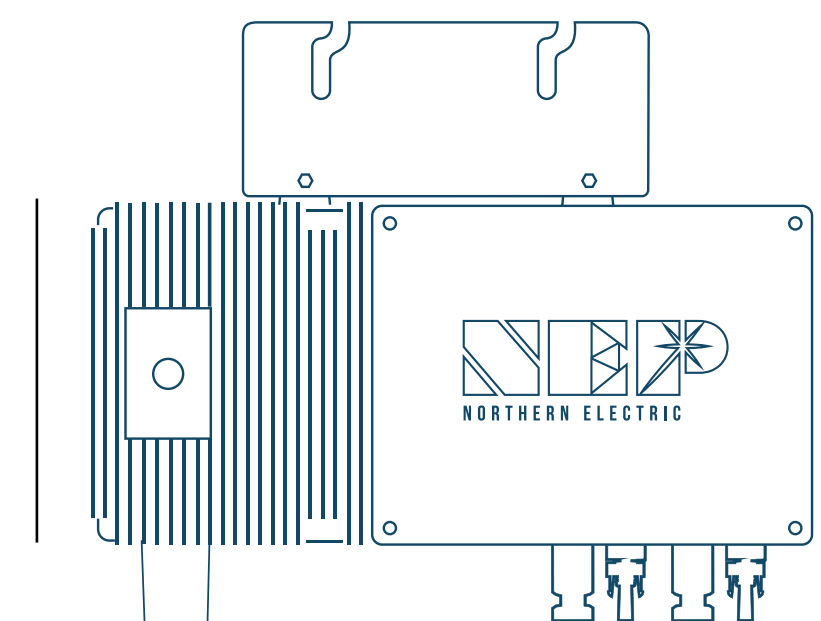
northernep.com



10.91"

1.97"

5.20"



SAA
152167



Important product information

- NEP is committed to developing Clean, Affordable, Reliable and Efficient (CARE) products for our customers worldwide.
- NEP microinverters have an isolation transformer and basic isolation between the DC input and the AC output network.



BDM-600X MICROINVERTER



INPUT(DC)

Recommended Max PV Power (Wp)	450 x 2		
Max DC Open Circuit Voltage (Vdc)	60		
Max DC Input Current (Adc)	14 x 2		
MPPT Tracking Accuracy	>99.5%		
MPPT Tracking Range (Vdc)	22-55		
Isc PV (absolute maximum) (Adc)	18 x 2		
Maximum Inverter Backfeed Current to the Array (Adc)	0		

OUTPUT (AC)

Peak AC Output Power (Wp)	580 (continuous)		
Rated AC Output Power (Wp)	500		
Nominal Power Grid Voltage (Vac)	240	208	230
Allowable Power Grid Voltage (Vac)	211-264*	183-229*	configurable*
Allowable Power Grid Frequency (Hz)	59.3 a 60.5*		configurable*
THD	<3% (at rated power)		
Power Factor (cos phi, fixed)	>0.99 (at rated power)		
Rated Output Current (Aac)	2.28	2.78	2.52
Current (inrush)(Peak and Duration)	24A, 15us		
Nominal Frequency (Hz)	60		50
Maximum Output Fault Current (Aac)	4.4A peak		
Maximum Output Overcurrent Protection (Aac)	10		
Maximum Number of Units Per Branch (20A) (All NEC adjustment factors have been considered)	7	6	6

SYSTEM EFFICIENCY

Weighted Averaged Efficiency (CEC)	95.50%		
Night Time Tare Loss (Wp)	0.11		
Over/Under Voltage Protection	Yes		
Over/Under Frequency Protection	Yes		
Anti-Islanding Protection	Yes		
Over Current Protection	Yes		
Reverse DC Polarity Protection	Yes		
Overload Protection	Yes		
Protection Degree	NEMA-6 / IP-66 / IP-67		
Ambient Temperature	-40°F to +149°F (-40°C to +65°C)		
Operating Temperature	-40°F to +185°F (-40°C to +85°C)		
Display	LED LIGHT		
Communications	Power Line		
Dimension (W-H-D)	10.91"x5.20"x1.97"(277x132x50 mm)		
Weight	6.4 lbs. (2.9 kg)		
Environment Category	Indoor and outdoor		
Wet Location	Suitable		
Pollution Degree	PD 3		
Overvoltage Category	II(PV), III (AC MAINS)		

PROTECTION FUNCTIONS

Product Safety Compliance	UL 1741 CSA C22.2 No. 107.1	IEC/EN 62109-1 IEC/EN 62109-2
Grid Code Compliance* (Refer to the label for the detailed grid code compliance)	IEEE 1547	VDE-AR-N 4105* VDE V 0126-1-1/A1 G83/2, CEI 021 AS 4777.2 & AS 4777.3, EN50438 ABNT NBR 16149/1615

* Grid parameters are configurable through a BDG-256 or BDG-256P3 gateway
* All NEC required adjustment factors have been considered for AC outputs. AC current outputs will not exceed stated values for Rated Output AC Current

COMPLIANCE

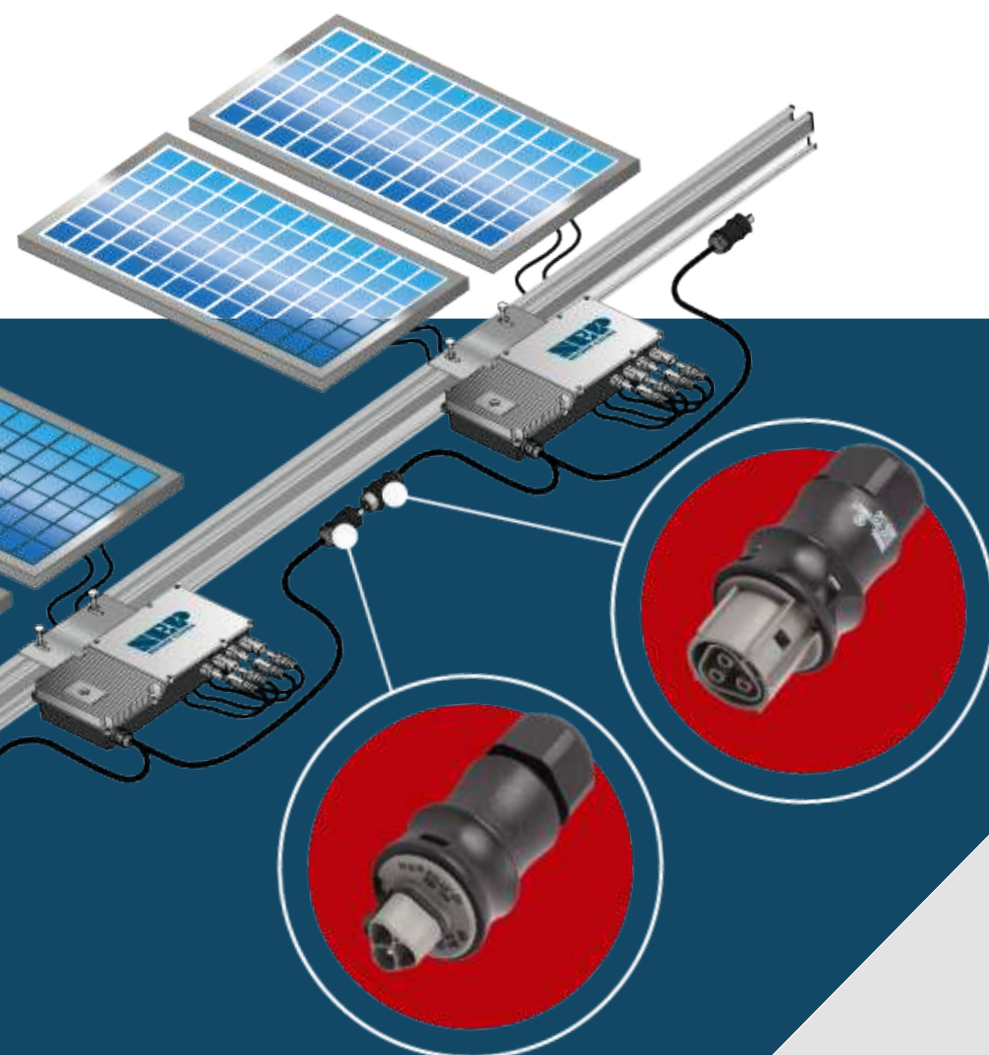
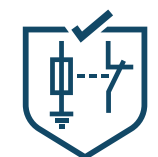
*NEC 2020 Section 690.11 DC Arc-Fault Circuit Protection
*NEC 2020 Section 690.12 Rapid Shutdown of PV Systems on Buildings
*NEC 2020 Section 705.12 Point of Connection (AC Arc-Fault Protection)



BDM-600X MICROINVERTER

Features

- Low cost \$/watt micro inverter
- High continuous output power up to 580Wac, recommended for dual max 450W solar panel
- High efficiency with 95.5% CEC
- Globally certified for UL1741, SAA, TUV, VDE-AR-N 4105, VDE 0126, G83/2, CEL 021, IEC61727, EN50438, ABNT NBR 6149/16150
- Integrated grounding for easy installation
- NEMA-6/IP-66/IP-67 enclosure rating
- Integrated monitoring and power line communication with RDG-256 gateway
- Can connect with BDM-300 and BDM-250

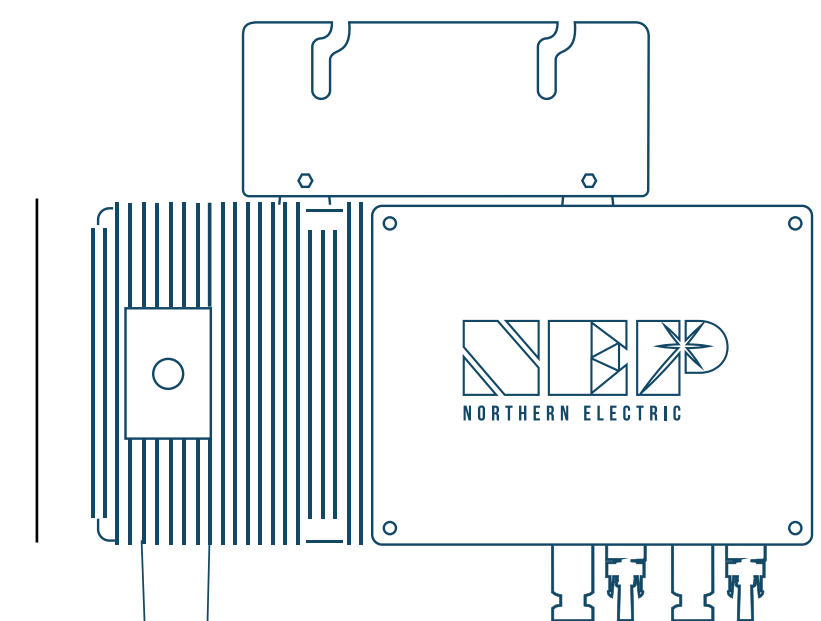


northernep.com



10.91"

1.97"



5.20"



SAA
152167



Important product information

- NEP is committed to developing Clean, Affordable, Reliable and Efficient (CARE) products for our customers worldwide.
- NEP microinverters have an isolation transformer and basic isolation between the DC input and the AC output network.



BDM-600X MICROINVERTER



INPUT(DC)

Recommended Max PV Power (Wp)	450 x 2		
Max DC Open Circuit Voltage (Vdc)	60		
Max DC Input Current (Adc)	14 x 2		
MPPT Tracking Accuracy	>99.5%		
MPPT Tracking Range (Vdc)	22-55		
Isc PV (absolute maximum) (Adc)	18 x 2		
Maximum Inverter Backfeed Current to the Array (Adc)	0		

OUTPUT (AC)

Peak AC Output Power (Wp)	580 (continuous)		
Rated AC Output Power (Wp)	500		
Nominal Power Grid Voltage (Vac)	240	208	230
Allowable Power Grid Voltage (Vac)	211-264*	183-229*	configurable*
Allowable Power Grid Frequency (Hz)	59.3 a 60.5*		configurable*
THD	<3% (at rated power)		
Power Factor (cos phi, fixed)	>0.99 (at rated power)		
Rated Output Current (Aac)	2.28	2.78	2.52
Current (inrush)(Peak and Duration)	24A, 15us		
Nominal Frequency (Hz)	60		50
Maximum Output Fault Current (Aac)	4.4A peak		
Maximum Output Overcurrent Protection (Aac)	10		
Maximum Number of Units Per Branch (20A) (All NEC adjustment factors have been considered)	7	6	6

SYSTEM EFFICIENCY

Weighted Averaged Efficiency (CEC)	95.50%		
Night Time Tare Loss (Wp)	0.11		
Over/Under Voltage Protection	Yes		
Over/Under Frequency Protection	Yes		
Anti-Islanding Protection	Yes		
Over Current Protection	Yes		
Reverse DC Polarity Protection	Yes		
Overload Protection	Yes		
Protection Degree	NEMA-6 / IP-66 / IP-67		
Ambient Temperature	-40°F to +149°F (-40°C to +65°C)		
Operating Temperature	-40°F to +185°F (-40°C to +85°C)		
Display	LED LIGHT		
Communications	Power Line		
Dimension (W-H-D)	10.91"x5.20"x1.97"(277x132x50 mm)		
Weight	6.4 lbs. (2.9 kg)		
Environment Category	Indoor and outdoor		
Wet Location	Suitable		
Pollution Degree	PD 3		
Overvoltage Category	II(PV), III (AC MAINS)		

PROTECTION FUNCTIONS

Product Safety Compliance	UL 1741 CSA C22.2 No. 107.1	IEC/EN 62109-1 IEC/EN 62109-2
Grid Code Compliance* (Refer to the label for the detailed grid code compliance)	IEEE 1547	VDE-AR-N 4105* VDE V 0126-1-1/A1 G83/2, CEI 021 AS 4777.2 & AS 4777.3, EN50438 ABNT NBR 16149/1615

* Grid parameters are configurable through a BDG-256 or BDG-256P3 gateway
* All NEC required adjustment factors have been considered for AC outputs. AC current outputs will not exceed stated values for Rated Output AC Current

COMPLIANCE

*NEC 2020 Section 690.11 DC Arc-Fault Circuit Protection
*NEC 2020 Section 690.12 Rapid Shutdown of PV Systems on Buildings
*NEC 2020 Section 705.12 Point of Connection (AC Arc-Fault Protection)