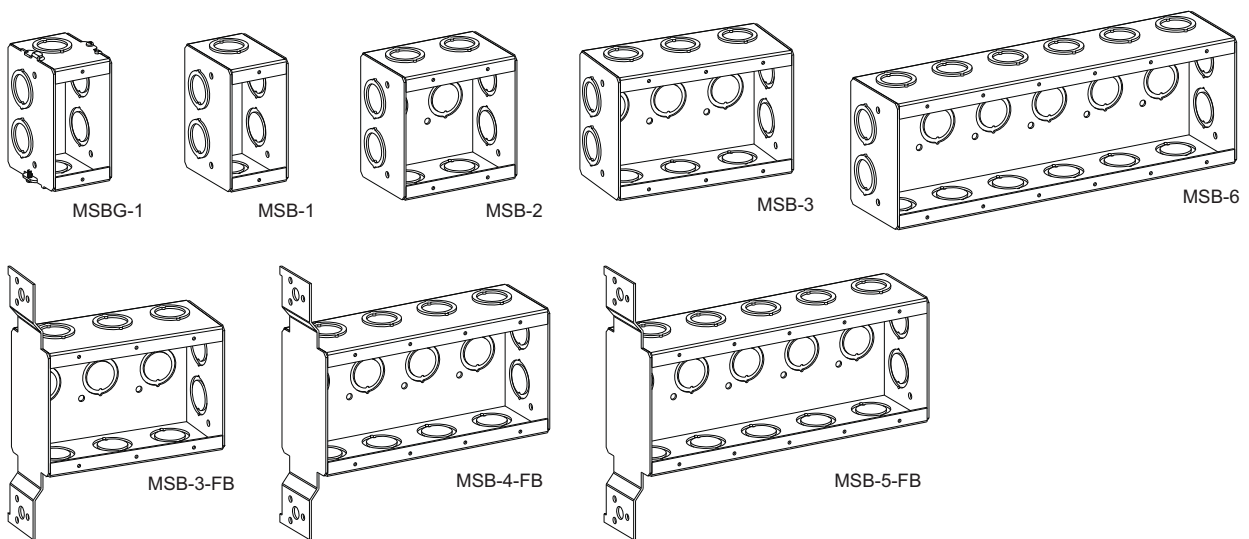


MASONRY BOXES WITH CONCENTRIC KNOCKOUTS (CKO) 2-1/2" DEEP

Cat. No.	No. of Gangs	Bracket & Setback	Knockouts			Dimension W x H	Cu. Inch	Std. Pkg.
			Ends	Bottom	Sides			
MSBG-1	1, Gangable	-	2	1	4	1-7/8" x 3-3/4"	16.1	25
MSB-1	1	-	2	1	4	1-7/8" x 3-3/4"	16.1	25
MSB-2	2	-	4	2	4	3-3/4" x 3-3/4"	31.9	10
MSB-3	3	-	6	3	4	5-1/2" x 3-3/4"	47.9	10
MSB-4	4	-	8	4	4	7-3/8" x 3-3/4"	63.6	10
MSB-5	5	-	10	5	4	9-1/8" x 3-3/4"	79.6	10
MSB-6	6	-	12	6	4	11" x 3-3/4"	95.3	1
MSB-3-FB	3	FB, 9/16"	6	3	4	5-1/2" x 3-3/4"	47.9	2
MSB-4-FB	4	FB, 9/16"	8	4	4	7-3/8" x 3-3/4"	63.6	20
MSB-5-FB	5	FB, 9/16"	10	5	4	9-1/8" x 3-3/4"	79.6	20

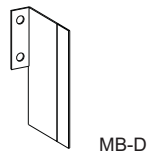


MASONRY BOX PARTITION

PRODUCT FEATURES

- Fits 2-1/2" & 3-1/2" Masonry Boxes

Cat. No.	Description	Dimension W x H	Std. Pkg.
MB-D	2-1/2" / 3-1/2" Partition for MSB and MB Boxes	3-1/4" x 3-1/2"	25





LOOKING TO INSTALL RIGHT OUT OF THE BOX?

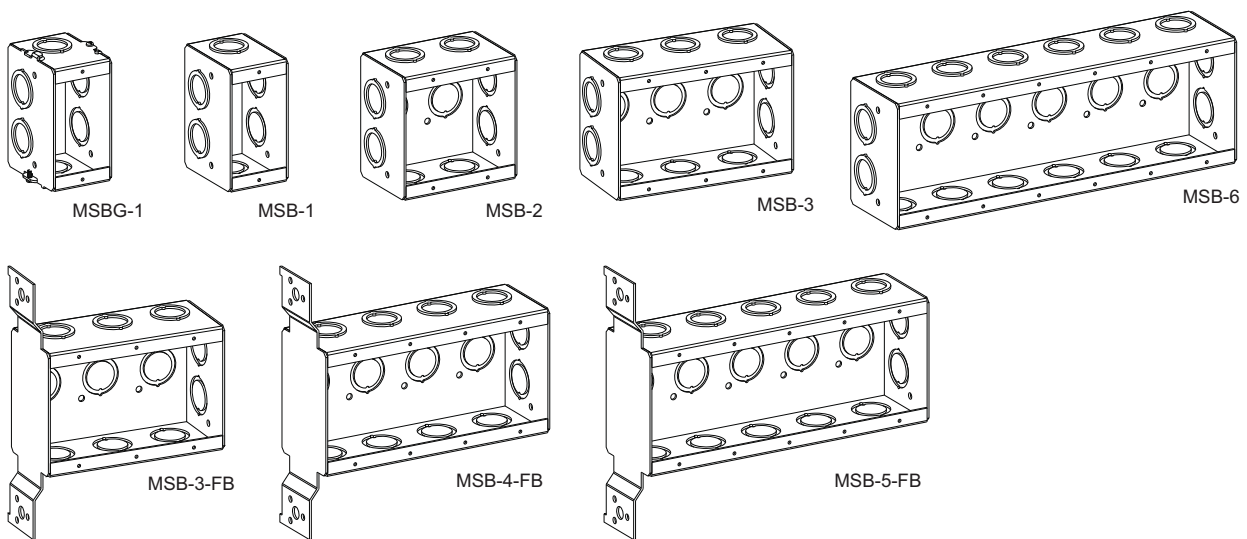
Ask us about our preassembly services!

Tel: 1.800.906.7248



MASONRY BOXES WITH CONCENTRIC KNOCKOUTS (CKO) 2-1/2" DEEP

Cat. No.	No. of Gangs	Bracket & Setback	Knockouts			Dimension W x H	Cu. Inch	Std. Pkg.
			Ends	Bottom	Sides			
MSBG-1	1, Gangable	-	2	1	4	1-7/8" x 3-3/4"	16.1	25
MSB-1	1	-	2	1	4	1-7/8" x 3-3/4"	16.1	25
MSB-2	2	-	4	2	4	3-3/4" x 3-3/4"	31.9	10
MSB-3	3	-	6	3	4	5-1/2" x 3-3/4"	47.9	10
MSB-4	4	-	8	4	4	7-3/8" x 3-3/4"	63.6	10
MSB-5	5	-	10	5	4	9-1/8" x 3-3/4"	79.6	10
MSB-6	6	-	12	6	4	11" x 3-3/4"	95.3	1
MSB-3-FB	3	FB, 9/16"	6	3	4	5-1/2" x 3-3/4"	47.9	2
MSB-4-FB	4	FB, 9/16"	8	4	4	7-3/8" x 3-3/4"	63.6	20
MSB-5-FB	5	FB, 9/16"	10	5	4	9-1/8" x 3-3/4"	79.6	20

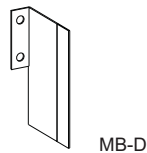


MASONRY BOX PARTITION

PRODUCT FEATURES

- Fits 2-1/2" & 3-1/2" Masonry Boxes

Cat. No.	Description	Dimension W x H	Std. Pkg.
MB-D	2-1/2" / 3-1/2" Partition for MSB and MB Boxes	3-1/4" x 3-1/2"	25





LOOKING TO INSTALL RIGHT OUT OF THE BOX?

Ask us about our preassembly services!

Tel: 1.800.906.7248

