



## LED HIGH BAY FIXTURES

### Models

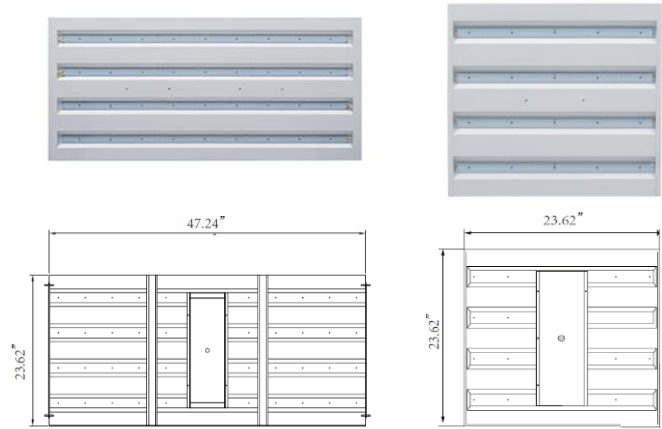
**LED-9150-50K**      **150 Watt High Bay Fixture. 400W HID replacement**  
**LED-9300-50K**      **300 Watt High Bay Fixture. 1,000W HID replacement**

### Description

Light Efficient Design's High Bay fixtures are a cost-effective option to replace HID fixtures up to 1000W. High output LED performance in a self-contained high bay luminaire. Expertly engineered to maximize delivered lumens when placed in high ceiling environments. Operates on 120 to 277 VAC. UL listed.

### Features

Up to 38,533 Lumens and greater than 125 LPW efficacy  
 120 degree LED beam angle for wide, even distribution  
 5000K CCT to bring bright light to any environment  
 UL approved for damp locations from -40 to +122F ambient temperatures  
 Optional diffusers included  
 5 year limited warranty (see website for details)  
 Hanging cables included  
 Includes one set of diffuser lenses



Type V

### TECHNICAL SPECIFICATIONS - USA 120-277V - ALL MODELS cETLus

MODEL	VOLTAGE	WATTAGE	LUMENS*	LPW*	REPLACES	BASE	CCT	CRI*	THD*	PF*	R9*	Duv*	LIGHT DISTRIBUTION	DIMMABLE
LED-9150-50K	120-277V	150W	18780	133	400W HID	N/A	5000K	84.9	16.61	0.98	2	0.0022	Directional / 120°	No
LED-9300-50K	120-277V	300W	38533	127	1000W HID	N/A	5000K	83.9	14.85	0.98	11	-0.0007	Directional / 120°	No

### PACKAGING SPECIFICATIONS

MODEL	PRODUCT DIMENSION	PRODUCT WEIGHT	UNIT CARTON DIMENSION	UNIT CTN WT	SHIPPER CARTON DIMENSION	SHIPPER CTN WT	CARTON QUANTITY
LED-9150-50K	23.8 X 23.8 X 2.75 in./ 604 X 604 X 69.9 mm	15 Lbs./ 6.8 kg.	27 X 27 X 5.5 in. / 686 X 686 X 140 mm	16 lbs. / 7.27kg.	27 X 27 X 5.5 in. / 686 X 686 X 140 mm	16 lbs. / 7.27kg.	1
LED-9300-50K	48 X 23.8 X 2.75 in./ 1219 X 604 X 69.9 mm	30 Lbs	51 X 27 X 3 in./ 1295 X 686 X 77 mm.	31 lbs./14 kg.	51 X 27 X 3 in./ 1295 X 686 X 77 mm.	31 lbs./14 kg.	1

### UPC / UCC




### DESIGN LIGHTS CONSORTIUM QPL CERTIFICATION SUMMARY (E39 MODELS ONLY)

MODEL	PRODUCT UPC	CARTON UCC	QPL CATEGORY 1	PRODUCT CODE	FAMILY CODE	QPL CATEGORY 2	PRODUCT CODE	FAMILY CODE
LED-9150-50K	8440060 9150 7	10 8440060 9150 4	High-Bay luminaires for Commercial and Industrial Buildings	PF9QN4HF	PPPRKE	N/A	N/A	N/A
LED-9300-50K	8440060 9300 6	10 8440060 9300 3	High-Bay luminaires for Commercial and Industrial Buildings	P6YVSF7J	PPPRKF	N/A	N/A	N/A

### ENERGY SAVINGS vs. HID

LED Lamp Power (watts)	150	300
HID Lamp Power (watts)	400	1000
HID Ballast Power (watts)	60	150
Total power Savings (watts)	310	850
Annual Energy Savings	\$174	\$478
Lifetime Energy Savings over 50,000 hrs)	\$1,705	\$4,675

### Mounting Orientation

	BASE DOWN	BASE UP	HORIZONTAL
			
	<b>NOT APPROVED</b>	<b>APPROVED</b>	<b>NOT APPROVED</b>
Recommended Minimum Fixture Size	THERMAL SPECIFICATIONS		
	OPERATING TEMPERATURE		-40°F to +122°F / -40°C to +50°C
Height	IN-SITU TEMP MEASUREMENT/L70		
Width	N/A	LED TEMPERATURE*	73.7C
Volume (Cu. In.)	N/A	L70 LED LUMEN MAINTAINENCE*	> 54,000
* FROM ISTMT REPORT AT 77°F			



## LED HIGH BAY FIXTURES

### Models

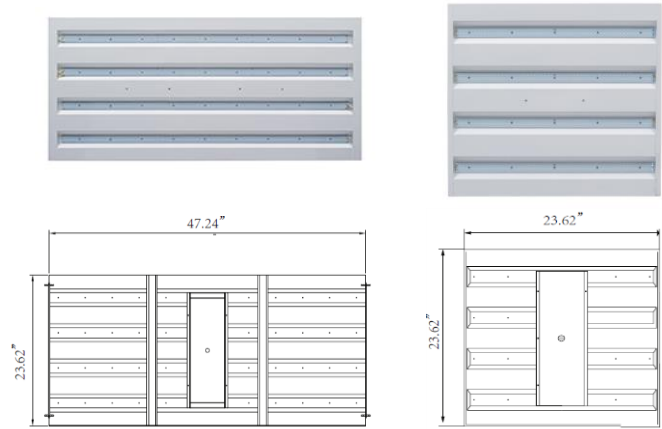
**LED-9150-50K**      **150 Watt High Bay Fixture. 400W HID replacement**  
**LED-9300-50K**      **300 Watt High Bay Fixture. 1,000W HID replacement**

### Description

Light Efficient Design's High Bay fixtures are a cost-effective option to replace HID fixtures up to 1000W. High output LED performance in a self-contained high bay luminaire. Expertly engineered to maximize delivered lumens when placed in high ceiling environments. Operates on 120 to 277 VAC. UL listed.

### Features

Up to 38,533 Lumens and greater than 125 LPW efficacy  
 120 degree LED beam angle for wide, even distribution  
 5000K CCT to bring bright light to any environment  
 UL approved for damp locations from -40 to +122F ambient temperatures  
 Optional diffusers included  
 5 year limited warranty (see website for details)  
 Hanging cables included  
 Includes one set of diffuser lenses



Type V

### TECHNICAL SPECIFICATIONS - USA 120-277V - ALL MODELS cETLus

MODEL	VOLTAGE	WATTAGE	LUMENS*	LPW*	REPLACES	BASE	CCT	CRI*	THD*	PF*	R9*	Duv*	LIGHT DISTRIBUTION	DIMMABLE
LED-9150-50K	120-277V	150W	18780	133	400W HID	N/A	5000K	84.9	16.61	0.98	2	0.0022	Directional / 120°	No
LED-9300-50K	120-277V	300W	38533	127	1000W HID	N/A	5000K	83.9	14.85	0.98	11	-0.0007	Directional / 120°	No

### PACKAGING SPECIFICATIONS

MODEL	PRODUCT DIMENSION	PRODUCT WEIGHT	UNIT CARTON DIMENSION	UNIT CTN WT	SHIPPER CARTON DIMENSION	SHIPPER CTN WT	CARTON QUANTITY
LED-9150-50K	23.8 X 23.8 X 2.75 in./ 604 X 604 X 69.9 mm	15 Lbs./ 6.8 kg.	27 X 27 X 5.5 in. / 686 X 686 X 140 mm	16 lbs. / 7.27kg.	27 X 27 X 5.5 in. / 686 X 686 X 140 mm	16 lbs. / 7.27kg.	1
LED-9300-50K	48 X 23.8 X 2.75 in./ 1219 X 604 X 69.9 mm	30 Lbs	51 X 27 X 3 in./ 1295 X 686 X 77 mm.	31 lbs./14 kg.	51 X 27 X 3 in./ 1295 X 686 X 77 mm.	31 lbs./14 kg.	1

### UPC / UCC




### DESIGN LIGHTS CONSORTIUM QPL CERTIFICATION SUMMARY (E39 MODELS ONLY)

MODEL	PRODUCT UPC	CARTON UCC	QPL CATEGORY 1	PRODUCT CODE	FAMILY CODE	QPL CATEGORY 2	PRODUCT CODE	FAMILY CODE
LED-9150-50K	8440060 9150 7	10 8440060 9150 4	High-Bay luminaires for Commercial and Industrial Buildings	PF9QN4HF	PPPRKE	N/A	N/A	N/A
LED-9300-50K	8440060 9300 6	10 8440060 9300 3	High-Bay luminaires for Commercial and Industrial Buildings	P6YVSF7J	PPPRKF	N/A	N/A	N/A

### ENERGY SAVINGS vs. HID

LED Lamp Power (watts)	150	300
HID Lamp Power (watts)	400	1000
HID Ballast Power (watts)	60	150
Total power Savings (watts)	310	850
Annual Energy Savings	\$174	\$478
Lifetime Energy Savings over 50,000 hrs)	\$1,705	\$4,675

### Mounting Orientation

	BASE DOWN	BASE UP	HORIZONTAL
			
	<b>NOT APPROVED</b>	<b>APPROVED</b>	<b>NOT APPROVED</b>
Recommended Minimum Fixture Size	THERMAL SPECIFICATIONS		
	OPERATING TEMPERATURE	-40°F to +122°F / -40°C to +50°C	
Height	IN-SITU TEMP MEASUREMENT/L70		
Width	N/A	LED TEMPERATURE*	73.7C
Volume (Cu. In.)	N/A	L70 LED LUMEN MAINTAINENCE*	> 54,000
	* FROM ISTMT REPORT AT 77°F		