



# Elite 7W 12V MR16

The same performance that you have come to expect in TCP PAR lamps, can now be found in our LED MR16s — the perfect replacement for 50 watt halogen.

## Limitless options for the following applications:

- Track Lights
- Recessed Downlights
- Display Lights
- Outdoor Fixtures (that protect from the elements)

## Great features and benefits:

- Energy Efficient: 80% more efficient than halogen
- Replaces 50W halogen
- Excellent CBCP and beam quality
- Long life: 25,000 hours (lasts at least 12 times longer than halogen)
- ROI < 1 year
- Excellent color consistency and high color rendering (CRI)
- Smooth, uniform dimming



7W 12V MR16



LED  
we know light.™





# ELITE Series

# LED Dimmable 7W 12V MR16 Lamp

**LED Dimmable MR16**      25,000 hours average rated life, 12 volts

### Applications:


Ideal for dimmable MR16 flood and spot applications.

- ✦ Track Lights
- ✦ Recessed Downlights
- ✦ Display Lights
- ✦ Outdoor Fixtures that protect lamps from the elements




### Features      Benefits

High lumen output	Replaces 50W halogen MR16
Up to 85% less energy than halogen alternatives	Instant energy savings
Smooth, uniform dimming	Set the perfect mood & atmosphere
Long life	Minimizes replacement and maintenance costs
Very low heat generation	Perfect for sensitive display lighting such as art galleries
Excellent color consistency and CRI	Enhances colors of focal point while maintaining uniformity throughout lighting installation from lamp to lamp
Light weight	Track or downlight installations are not strained by excess weight
Shatter resistant	Lower the risk of injury and breakage



### Specifications

Input Line Voltage:	12V
Input Power	7W
Input Line Frequency	50/60Hz
Lamp Life (Rated)	25,000 hrs
Minimum Starting Temp	-30°C
Maximum Operating Temp	40°C
CCT	24K, 27K, 30K, 41K
CRI/High CRI	.80/.90
Beam Angles	20 & 40



Warranties and Certifications:	Item #	Description	Voltage	Wattage	Replacement	Lumens	LPW	CBCP est.	Beam Angle	CCT	CRI	M.O.L. (inches)	Diameter (inches)	Case Quantity	
<b>3 YEAR WARRANTY*</b> 	<b>50W Elite Value MR16</b>														
	LED712VMR16V24KNFL	Dimmable 7W 12V MR16 - 2400K, 20°	12	7	50	450	64.3	2802	20°	2400K	80	2	2	12	
	LED712VMR16V24KFL	Dimmable 7W 12V MR16 - 2400K, 40°	12	7	50	450	64.3	898	40°	2400K	80	2	2	12	
	LED712VMR16V27KNFL	Dimmable 7W 12V MR16 - 2700K, 20°	12	7	50	450	64.3	4579	20°	2700K	80	2	2	12	
	LED712VMR16V27KFL	Dimmable 7W 12V MR16 - 2700K, 40°	12	7	50	480	68.6	1369	40°	2700K	80	2	2	12	
	LED712VMR16V30KNFL	Dimmable 7W 12V MR16 - 3000K, 20°	12	7	50	470	67.1	4093	20°	3000K	80	2	2	12	
	LED712VMR16V30KFL	Dimmable 7W 12V MR16 - 3000K, 40°	12	7	50	500	71.4	1211	40°	3000K	80	2	2	12	
	LED712VMR16V41KNFL	Dimmable 7W 12V MR16 - 4100K, 20°	12	7	50	525	75.0	4381	20°	4100K	80	2	2	12	
	LED712VMR16V41KFL	Dimmable 7W 12V MR16 - 4100K, 40°	12	7	50	525	75.0	1138	40°	4100K	80	2	2	12	
		<b>50W Elite MR16</b>													
LED712VMR16824KNFL		Dimmable 7W 12V MR16 - 2400K, 20°	12	7	50	450	64.3	2802	20°	2400K	80	2	2	12	
LED712VMR16824KFL		Dimmable 7W 12V MR16 - 2400K, 40°	12	7	50	450	64.3	898	40°	2400K	80	2	2	12	
LED712VMR16827KNFL		Dimmable 7W 12V MR16 - 2700K, 20°	12	7	50	500	71.4	4042	20°	2700K	80	2	2	12	
LED712VMR16827KFL		Dimmable 7W 12V MR16 - 2700K, 40°	12	7	50	500	71.4	1266	40°	2700K	80	2	2	12	
LED712VMR16830KNFL		Dimmable 7W 12V MR16 - 3000K, 20°	12	7	50	500	71.4	3095	20°	3000K	80	2	2	12	
LED712VMR16830KFL		Dimmable 7W 12V MR16 - 3000K, 40°	12	7	50	500	71.4	1151	40°	3000K	80	2	2	12	
LED712VMR16841KNFL		Dimmable 7W 12V MR16 - 4100K, 20°	12	7	50	525	75.0	3440	20°	4100K	80	2	2	12	
LED712VMR16841KFL		Dimmable 7W 12V MR16 - 4100K, 40°	12	7	50	525	75.0	1291	40°	4100K	80	2	2	12	
		<b>50W Designer Elite High CRI MR16</b>													
	LED712VMR16927KNFL	Dimmable 7W 12V MR16 - 2700K, 20°, 9050	12	7	50	425	60.7	2802	20°	2700K	90	2	2	12	
	LED712VMR16927KFL	Dimmable 7W 12V MR16 - 2700K, 40°, 9050	12	7	50	425	60.7	994	40°	2700K	90	2	2	12	
	LED712VMR16927KNFLB	Dimmable 7W 12V MR16 - 2700K, 20°, 9050, Black	12	7	50	425	60.7	2802	20°	2700K	90	2	2	12	
	LED712VMR16927KFLB	Dimmable 7W 12V MR16 - 2700K, 40°, 9050, Black	12	7	50	425	60.7	994	40°	2700K	90	2	2	12	
	LED712VMR16930KNFL	Dimmable 7W 12V MR16 - 3000K, 20°, 9050	12	7	50	425	60.7	2802	20°	3000K	90	2	2	12	
	LED712VMR16930KFL	Dimmable 7W 12V MR16 - 3000K, 40°, 9050	12	7	50	425	65.3	902	40°	3000K	90	2	2	12	
	LED712VMR16941KNFL	Dimmable 7W 12V MR16 - 4100K, 20°, 9050	12	7	50	445	63.8	2802	20°	4100K	90	2	2	12	
	LED712VMR16941KFL	Dimmable 7W 12V MR16 - 4100K, 40°, 9050	12	7	50	445	63.8	898	40°	4100K	90	2	2	12	

For the most up-to-date specs, please visit [www.tcp.com](http://www.tcp.com)

\*Based on 12 hours use per day





# Elite 7W 12V MR16

The same performance that you have come to expect in TCP PAR lamps, can now be found in our LED MR16s — the perfect replacement for 50 watt halogen.

## Limitless options for the following applications:

- Track Lights
- Recessed Downlights
- Display Lights
- Outdoor Fixtures (that protect from the elements)

## Great features and benefits:

- Energy Efficient: 80% more efficient than halogen
- Replaces 50W halogen
- Excellent CBCP and beam quality
- Long life: 25,000 hours (lasts at least 12 times longer than halogen)
- ROI < 1 year
- Excellent color consistency and high color rendering (CRI)
- Smooth, uniform dimming



7W 12V MR16



LED  
we know light.™





# ELITE Series

# LED Dimmable 7W 12V MR16 Lamp

**LED Dimmable MR16**      25,000 hours average rated life, 12 volts

### Applications:


Ideal for dimmable MR16 flood and spot applications.

- ✦ Track Lights
- ✦ Recessed Downlights
- ✦ Display Lights
- ✦ Outdoor Fixtures that protect lamps from the elements




### Features      Benefits

High lumen output	Replaces 50W halogen MR16
Up to 85% less energy than halogen alternatives	Instant energy savings
Smooth, uniform dimming	Set the perfect mood & atmosphere
Long life	Minimizes replacement and maintenance costs
Very low heat generation	Perfect for sensitive display lighting such as art galleries
Excellent color consistency and CRI	Enhances colors of focal point while maintaining uniformity throughout lighting installation from lamp to lamp
Light weight	Track or downlight installations are not strained by excess weight
Shatter resistant	Lower the risk of injury and breakage



### Specifications

Input Line Voltage:	12V
Input Power	7W
Input Line Frequency	50/60Hz
Lamp Life (Rated)	25,000 hrs
Minimum Starting Temp	-30°C
Maximum Operating Temp	40°C
CCT	24K, 27K, 30K, 41K
CRI/High CRI	.80/.90
Beam Angles	20 & 40



Warranties and Certifications:	Item #	Description	Voltage	Wattage	Replacement	Lumens	LPW	CBCP est.	Beam Angle	CCT	CRI	M.O.L. (inches)	Diameter (inches)	Case Quantity	
<b>3 YEAR WARRANTY*</b>  	<b>50W Elite Value MR16</b>														
	LED712VMR16V24KNFL	Dimmable 7W 12V MR16 - 2400K, 20°	12	7	50	450	64.3	2802	20°	2400K	80	2	2	12	
	LED712VMR16V24KFL	Dimmable 7W 12V MR16 - 2400K, 40°	12	7	50	450	64.3	898	40°	2400K	80	2	2	12	
	LED712VMR16V27KNFL	Dimmable 7W 12V MR16 - 2700K, 20°	12	7	50	450	64.3	4579	20°	2700K	80	2	2	12	
	LED712VMR16V27KFL	Dimmable 7W 12V MR16 - 2700K, 40°	12	7	50	480	68.6	1369	40°	2700K	80	2	2	12	
	LED712VMR16V30KNFL	Dimmable 7W 12V MR16 - 3000K, 20°	12	7	50	470	67.1	4093	20°	3000K	80	2	2	12	
	LED712VMR16V30KFL	Dimmable 7W 12V MR16 - 3000K, 40°	12	7	50	500	71.4	1211	40°	3000K	80	2	2	12	
	LED712VMR16V41KNFL	Dimmable 7W 12V MR16 - 4100K, 20°	12	7	50	525	75.0	4381	20°	4100K	80	2	2	12	
	LED712VMR16V41KFL	Dimmable 7W 12V MR16 - 4100K, 40°	12	7	50	525	75.0	1138	40°	4100K	80	2	2	12	
		<b>50W Elite MR16</b>													
LED712VMR16824KNFL		Dimmable 7W 12V MR16 - 2400K, 20°	12	7	50	450	64.3	2802	20°	2400K	80	2	2	12	
LED712VMR16824KFL		Dimmable 7W 12V MR16 - 2400K, 40°	12	7	50	450	64.3	898	40°	2400K	80	2	2	12	
LED712VMR16827KNFL		Dimmable 7W 12V MR16 - 2700K, 20°	12	7	50	500	71.4	4042	20°	2700K	80	2	2	12	
LED712VMR16827KFL		Dimmable 7W 12V MR16 - 2700K, 40°	12	7	50	500	71.4	1266	40°	2700K	80	2	2	12	
LED712VMR16830KNFL		Dimmable 7W 12V MR16 - 3000K, 20°	12	7	50	500	71.4	3095	20°	3000K	80	2	2	12	
LED712VMR16830KFL		Dimmable 7W 12V MR16 - 3000K, 40°	12	7	50	500	71.4	1151	40°	3000K	80	2	2	12	
LED712VMR16841KNFL		Dimmable 7W 12V MR16 - 4100K, 20°	12	7	50	525	75.0	3440	20°	4100K	80	2	2	12	
LED712VMR16841KFL		Dimmable 7W 12V MR16 - 4100K, 40°	12	7	50	525	75.0	1291	40°	4100K	80	2	2	12	
		<b>50W Designer Elite High CRI MR16</b>													
	LED712VMR16927KNFL	Dimmable 7W 12V MR16 - 2700K, 20°, 9050	12	7	50	425	60.7	2802	20°	2700K	90	2	2	12	
	LED712VMR16927KFL	Dimmable 7W 12V MR16 - 2700K, 40°, 9050	12	7	50	425	60.7	994	40°	2700K	90	2	2	12	
	LED712VMR16927KNFLB	Dimmable 7W 12V MR16 - 2700K, 20°, 9050, Black	12	7	50	425	60.7	2802	20°	2700K	90	2	2	12	
	LED712VMR16927KFLB	Dimmable 7W 12V MR16 - 2700K, 40°, 9050, Black	12	7	50	425	60.7	994	40°	2700K	90	2	2	12	
	LED712VMR16930KNFL	Dimmable 7W 12V MR16 - 3000K, 20°, 9050	12	7	50	425	60.7	2802	20°	3000K	90	2	2	12	
	LED712VMR16930KFL	Dimmable 7W 12V MR16 - 3000K, 40°, 9050	12	7	50	425	65.3	902	40°	3000K	90	2	2	12	
	LED712VMR16941KNFL	Dimmable 7W 12V MR16 - 4100K, 20°, 9050	12	7	50	445	63.8	2802	20°	4100K	90	2	2	12	
	LED712VMR16941KFL	Dimmable 7W 12V MR16 - 4100K, 40°, 9050	12	7	50	445	63.8	898	40°	4100K	90	2	2	12	

For the most up-to-date specs, please visit [www.tcp.com](http://www.tcp.com)

\*Based on 12 hours use per day

