

POWR-BLOKS

Distribution Blocks • Splicer Blocks • Covers



Description

POWR-BLOKS power distribution blocks offer a safe, convenient way of splicing cables, providing a fixed junction tap-off point or splitting primary power into secondary circuits. Lx2xxx-DIN series offers integral DIN-Rail mount and an optional hinged safety cover.

Optional power distribution block covers provide protection against accidental shorting between poles caused by loose wires, tools, or other conductive material. They also protect personnel from accidentally contacting energized connectors.

Applications

Typical applications include heating, air conditioning and refrigeration systems, elevator systems, material handling equipment, control panels, motor controls, switchgear, and anywhere power needs to be distributed to more than one load.

Connectors

Box lug connectors are designed for use with a single or multiple, solid or class B or C stranded conductor. For UL approved use of more than one conductor per connector opening, contact Littelfuse Technical Service. Manufacturers of cable terminations can furnish crimp-on sleeves for fine stranded conductors which permit these conductors to be used with box lugs.

Ampere Ratings

The ampere rating per pole for power distribution blocks is based on the line ampacity of 75°C insulated conductors per NEC® Table 310.16. If 60°C insulated conductors are used, load must not exceed the ampacity of 60°C conductors. Use of conductors rated in excess of 75°C is permitted (for example 90°C), however, load must not exceed the ampacity of 75°C conductors.

Specifications

Voltage Rating	600 V
Current Rating	Based on NEC Table 310.16, using 75°C copper wire
SCCR	Consult Factory
Material	Phenolic rated at 150°C and Thermoplastic rated at 125°C (LD1400 and LS1300 series only)
Connector	Aluminum: Highly conductive aluminum, tin plated Copper: Highly conductive copper, tin plated
Flammability Rating	UL94 V-0
Approvals	UL Recognized - OLD/OLS Series (File: E171395) LFD/LFS Series (File: E309688) CSA Certified - OLD/OLS Series (File: LR700111) LFD/LFS Series (File: 007316_0_000) UL Listed - OLD57xxxx (File: E482231)
Environmental	RoHS compliant, Lead (Pb) free

Ordering Information

See Selection Guide on next page

Web Resources

For dimension, CAD and 3-D drawings, visit:
Littelfuse.com/powrbloks

Hinged Plastic Covers



Clear Plastic Covers



POWR-BLOKS

Distribution Block Selection Guide

AMP PER POLE	POLES	CONNECTOR MATERIAL	LINE CONNECTION				LOAD CONNECTION				FIGURE	CATALOG/ ORDERING NUMBER	*PLASTIC COVER ORDERING NUMBER		
			CONNECTOR IMAGE	OPENINGS PER POLE	LUG TYPE	WIRE RANGE	TORQUE RANGE	CONNECTOR IMAGE	OPENINGS PER POLE	LUG TYPE				WIRE RANGE	TORQUE RANGE
115	1	AL		1	Slotted	#2 - #14	35-50 in-lbs		4	Slotted	#10 - #18	7 in-lbs	10	OLD14401Z	LPBC1441
115	2			1	Slotted	#2 - #14	35-50 in-lbs		4	Slotted	#10 - #18	7 in-lbs	10	OLD14402Z	LPBC1442
115	3			1	5/32" Hex	#2 - #14	50-40 in-lbs		4	5/64" Hex	#10 - #18	7 in-lbs	2	LFD14003Z	LPBC13
115	4			1	Slotted	#2 - #14	35-50 in-lbs		4	Slotted	#10 - #18	7 in-lbs	10	OLD14404Z	LPBC1444
175	1	AL		1	5/16" Hex	2/0 - #14	35-120 in-lbs		4	Slotted	#4 - #14	35 in-lbs	3	OLD25701Z	LPBC21
175	2			1	3/16" Hex	2/0 - #14	40-120 in-lbs		4	1/8" Hex	#4 - #14	35 in-lbs	3	LFD25702Z	LPBC22
175	3			1	3/16" Hex	2/0 - #14	40-120 in-lbs		4	1/8" Hex	#4 - #14	35 in-lbs	3	LFD25703Z	LPBC23
175	1	AL		1	3/16" Hex	2/0 - #14	35-120 in-lbs		4	1/8" Hex	#4 - #14	35 in-lbs	4	OLD25701ZXDIN	OLCH1321Z
175	2			1	3/16" Hex	2/0 - #14	35-120 in-lbs		4	1/8" Hex	#4 - #14	35 in-lbs	4	OLD25702ZXDIN	OLCH1322Z
175	3			1	3/16" Hex	2/0 - #14	35-120 in-lbs		4	1/8" Hex	#4 - #14	35 in-lbs	4	OLD25703ZXDIN	OLCH1323Z
175	Adder			1	-	2/0 - #14	35-120 in-lbs		4	-	#4 - #14	35 in-lbs	4	OLD2570AZXDIN	-
175	1	CU		1	3/16" Hex	2/0 - #14	35-120 in-lbs		4	Slotted	#4 - #14	35 in-lbs	3	OLD29701Z	LPBC21
175	2			1	3/16" Hex	2/0 - #14	35-120 in-lbs		4	Slotted	#4 - #14	35 in-lbs	3	OLD29702Z	LPBC22
175	3			1	3/16" Hex	2/0 - #14	35-120 in-lbs		4	Slotted	#4 - #14	35 in-lbs	3	OLD29703Z	LPBC23
175	1	CU		1	3/16" Hex	2/0 - #14	35-120 in-lbs		4	Slotted	#4 - #14	35 in-lbs	4	OLD29701ZXDIN	OLCH1321Z
175	2			1	3/16" Hex	2/0 - #14	35-120 in-lbs		4	Slotted	#4 - #14	35 in-lbs	4	OLD29702ZXDIN	OLCH1322Z
175	3			1	3/16" Hex	2/0 - #14	35-120 in-lbs		4	Slotted	#4 - #14	35 in-lbs	4	OLD29703ZXDIN	OLCH1323Z
175	Adder			1	-	2/0 - #14	35-120 in-lbs		4	-	#4 - #14	35 in-lbs	4	OLD2970AZXDIN	-
175	2	AL		1	5/16" Hex	2/0 - #14	35-120 in-lbs		4	Slotted	#4 - #14	35 in-lbs	1	OLD04022Z	LPBC02
175	3			1	5/16" Hex	2/0 - #14	35-120 in-lbs		4	Slotted	#4 - #14	35 in-lbs	1	OLD04023Z	LPBC03
175	2	AL		1	5/16" Hex	2/0 - #14	35-120 in-lbs		6	Slotted	#4 - #14	35 in-lbs	1	OLD04012Z	LPBC02
175	3			1	3/16" Hex	2/0 - #14	40-120 in-lbs		6	1/8" Hex	#4 - #14	35 in-lbs	1	LFD04013Z	LPBC03
175	1	AL		1	5/16" Hex	2/0 - #14	35-120 in-lbs		6	1/8" Hex	#4 - #14	35 in-lbs	4	OLD25801ZXDIN	OLCH1321Z
175	2			1	5/16" Hex	2/0 - #14	35-120 in-lbs		6	1/8" Hex	#4 - #14	35 in-lbs	4	OLD25802ZXDIN	OLCH1322Z
175	3			1	5/16" Hex	2/0 - #14	35-120 in-lbs		6	1/8" Hex	#4 - #14	35 in-lbs	4	OLD25803ZXDIN	OLCH1323Z
175	Adder			1	5/16" Hex	2/0 - #14	35-120 in-lbs		6	1/8" Hex	#4 - #14	35 in-lbs	4	OLD2580AZXDIN	-
310	3	AL		1	5/16" Hex	350kcmil - #6	40-120 in-lbs		2	3/16" Hex	2/0 - #14	35-120 in-lbs	9	OLD335543Z	OLCH1333Z
310	2	AL		1	5/16" Hex	350kcmil - #6	275 in-lbs		6	Slotted	#4 - #14	35 in-lbs	1	OLD04042Z	LPBC02
310	3			1	5/16" Hex	350kcmil - #6	275 in-lbs		6	Slotted	#4 - #14	35 in-lbs	1	OLD04043Z	LPBC03
335	1	AL		1	5/16" Hex	400kcmil - #6	275 in-lbs		4	Slotted	#2 - #14	35-50 in-lbs	5	OLD35521Z	LPBC31
335	2			1	5/16" Hex	400kcmil - #6	275 in-lbs		4	Slotted	#2 - #14	35-50 in-lbs	5	OLD35522Z	LPBC32
380	3			1	3/8" Hex	500kcmil - #6	375 in-lbs		4	5/32" Hex	#2 - #14	35-50 in-lbs	5	LFD35523Z	LPBC33
335	1	AL		1	5/16" Hex	400kcmil - #6	275 in-lbs		6	Slotted	#2 - #14	35-50 in-lbs	5	OLD35531Z	LPBC31
335	2			1	5/16" Hex	400kcmil - #6	275 in-lbs		6	Slotted	#2 - #14	35-50 in-lbs	5	OLD35532Z	LPBC32
380	3			1	3/8" Hex	500kcmil - #6	375 in-lbs		6	5/32" Hex	#2 - #14	40-50 in-lbs	5	LFD35533Z	LPBC33
335	1	AL		1	Slotted	400kcmil - #6	275 in-lbs		8	Slotted	#2 - #14	35-50 in-lbs	6	OLD45601Z	LPBC41
335	2			1	Slotted	400kcmil - #6	275 in-lbs		8	Slotted	#2 - #14	35-50 in-lbs	6	OLD45602Z	LPBC42
335	3			1	Slotted	400kcmil - #6	275 in-lbs		8	Slotted	#2 - #14	35-50 in-lbs	6	OLD45603Z	LPBC43
350	1	AL		2	3/16" Hex	2/0 - #14	35-120 in-lbs		6	Slotted	#4 - #14	35 in-lbs	5	OLD35551Z	LPBC31
350	2			2	3w/16" Hex	2/0 - #14	35-120 in-lbs		6	Slotted	#4 - #14	35 in-lbs	5	OLD35552Z	LPBC32
350	3			2	3/16" Hex	2/0 - #14	40-120 in-lbs		6	1/8" Hex	#4 - #14	35 in-lbs	5	LFD35553Z	LPBC33
350	1	CU		2	Slotted	2/0 - #14	35-120 in-lbs		6	1/8" Hex	#4 - #14	35 in-lbs	5	OLD39551Z	LPBC31
350	2			2	Slotted	2/0 - #14	35-120 in-lbs		6	1/8" Hex	#4 - #14	35 in-lbs	5	OLD39552Z	LPBC32
350	3			2	Slotted	2/0 - #14	35-120 in-lbs		6	1/8" Hex	#4 - #14	35 in-lbs	5	OLD39553Z	LPBC33
380	1	CU		1	Slotted	500kcmil - #6	375 in-lbs		6	5/32" Hex	#2 - #14	35-50 in-lbs	5	OLD39531Z	LPBC31
380	2			1	Slotted	500kcmil - #6	375 in-lbs		6	5/32" Hex	#2 - #14	35-50 in-lbs	5	OLD39532Z	LPBC32
380	3			1	Slotted	500kcmil - #6	375 in-lbs		6	5/32" Hex	#2 - #14	35-50 in-lbs	5	OLD39533Z	LPBC33
380	1	AL		1	Slotted	500kcmil - #4	375 in-lbs		6	Slotted	#2 - #14	35-50 in-lbs	6	OLD45511Z	LPBC41
380	2			1	Slotted	500kcmil - #4	375 in-lbs		6	Slotted	#2 - #14	35-50 in-lbs	6	OLD45512Z	LPBC42
380	3			1	Slotted	500kcmil - #4	375 in-lbs		6	Slotted	#2 - #14	35-50 in-lbs	6	OLD45513Z	LPBC43
380	1	AL		1	3/8" Hex	500kcmil - #4	375 in-lbs		6	5/16" Hex	2/0 - #14	35-120 in-lbs	7	OLD55791Z	LPBC51
380	2			1	3/8" Hex	500kcmil - #4	375 in-lbs		6	5/16" Hex	2/0 - #14	35-120 in-lbs	7	OLD55792Z	LPBC52
380	3			1	3/8" Hex	500kcmil - #4	375 in-lbs		6	5/16" Hex	2/0 - #14	40-120 in-lbs	7	LFD55793Z	LPBC53

Note: AL = Aluminum / CU = Copper *Covers sold separately

POWR-BLOKS

Distribution Block Selection Guide

AMP PER POLE	POLES	CONNECTOR MATERIAL	LINE CONNECTION					LOAD CONNECTION					FIGURE	CATALOG/ ORDERING NUMBER	*PLASTIC COVER ORDERING NUMBER		
			CONNECTOR IMAGE	OPENINGS PER POLE	LUG TYPE	WIRE RANGE	TORQUE RANGE	CONNECTOR IMAGE	OPENINGS PER POLE	LUG TYPE	WIRE RANGE	TORQUE RANGE					
380	1	AL		1	3/8" Hex	500kcmil- #4	375 in-lbs		8	5/32" Hex	#2 - #14	35-50 in-lbs	7	OLD55941Z	LPBC51		
380	2			1	3/8" Hex	500kcmil- #4	375 in-lbs		8	5/32" Hex	#2 - #14	35-50 in-lbs	7	OLD55942Z	LPBC52		
380	3			1	3/8" Hex	500kcmil- #4	375 in-lbs		8	5/32" Hex	#2 - #14	35-50 in-lbs	7	OLD55943Z	LPBC53		
380	1	AL		1	Slotted	500kcmil - #4	375 in-lbs		12	Slotted	#2 - #14	35-50 in-lbs	7	OLD55521Z	LPBC51		
380	2			1	Slotted	500kcmil - #4	375 in-lbs		12	Slotted	#2 - #14	35-50 in-lbs	7	OLD55522Z	LPBC52		
380	3			1	3/8" Hex	500kcmil - #4	375 in-lbs		12	5/32" Hex	#2 - #14	40-50 in-lbs	7	LFD55523Z	LPBC53		
420	1	AL		1	1/2" Hex	600kcmil- #2	375 in-lbs		3	3/16" Hex	1/0 - #14	35-120 in-lbs	9	OLD35881Z	OLCH1331Z		
420	3	AL		1	1/2" Hex	600kcmil- #2	375 in-lbs		3	3/16" Hex	1/0 - #14	35-120 in-lbs	9	OLD35883Z	OLCH1333Z		
420	1	AL		1	1/2" Hex	600kcmil- #2	375 in-lbs		12	1/8" Hex	#4 - #14	35 in-lbs	9	OLD35951Z	OLCH1331Z		
420	2	AL		1	1/2" Hex	600kcmil- #2	375 in-lbs		12	1/8" Hex	#4 - #14	35 in-lbs	9	OLD35952Z	OLCH1332Z		
510	1	AL			2	5/16" Hex	250kcmil - #6		275 in-lbs		12	1/8" Hex	#4 - #14	35 in-lbs	9	OLD35961Z	OLCH1331Z
510	2				2	5/16" Hex	250kcmil - #6		275 in-lbs		12	1/8" Hex	#4 - #14	35 in-lbs	9	OLD35962Z	OLCH1332Z
510	3		2		5/16" Hex	250kcmil - #6	275 in-lbs	12	1/8" Hex		#4 - #14	35 in-lbs	9	OLD35963Z	OLCH1333Z		
760	1	AL		2	3/8" Hex	500kcmil - #6	375 in-lbs		8	5/16" Hex	2/0 - #14	35-120 in-lbs	7	OLD55861Z	LPBC51		
760	2			2	3/8" Hex	500kcmil - #6	375 in-lbs		8	5/16" Hex	2/0 - #14	35-120 in-lbs	7	OLD55862Z	LPBC52		
760	3			2	3/8" Hex	500kcmil - #4	375 in-lbs		8	3/16" Hex	2/0 - #14	40-120 in-lbs	7	LFD55863Z	LPBC53		
760	1	CU		2	3/8" Hex	500kcmil- #4	375 in-lbs		8	3/16" Hex	20 - #14	35-120 in-lbs	7	OLD59861Z	LPBC51		
760	2			2	3/8" Hex	500kcmil- #4	375 in-lbs		8	3/16" Hex	20 - #14	35-120 in-lbs	7	OLD59862Z	LPBC52		
760	3			2	3/8" Hex	500kcmil- #4	375 in-lbs		8	3/16" Hex	20 - #14	35-120 in-lbs	7	OLD59863Z	LPBC53		
760	1	AL		2	3/8" Hex	500kcmil- #6	375 in-lbs		12	Slotted	#4 - #14	35 in-lbs	7	OLD55921Z	LPBC51		
760	2			2	3/8" Hex	500kcmil- #6	375 in-lbs		12	Slotted	#4 - #14	35 in-lbs	7	OLD55922Z	LPBC52		
760	3			2	3/8" Hex	500kcmil- #4	375 in-lbs		12	1/8" Hex	#4 - #14	35 in-lbs	7	LFD55923Z	LPBC53		
760	1	CU		2	3/8" Hex	500kcmil- #6	375 in-lbs		12	Slotted	#2 - #14	35-50 in-lbs	7	OLD59921Z	LPBC51		
760	2			2	3/8" Hex	500kcmil- #6	375 in-lbs		12	Slotted	#2 - #14	35-50 in-lbs	7	OLD59922Z	LPBC52		
760	3			2	3/8" Hex	500kcmil- #6	375 in-lbs		12	Slotted	#2 - #14	35-50 in-lbs	7	OLD59923Z	LPBC53		
760	3	AL		2	1/2" Hex	500kcmil - #4	375 in-lbs		12	5/16" Hex	#2 - #14	35-50 in-lbs	7	OLD54083Z	LPBC53		
840	3	AL		2	1/2" Hex	600kcmil- #2	375 in-lbs		4	5/16" Hex	3/0 - #6	120 in-lbs	7	OLD54113Z	LPBC53		
950	1	AL		2	9/16" Hex	750kcmil - 1/0	600 in-lbs		10	3/16" Hex	2/0 - #14	50-120 in-lbs	8	OLD57041Z	OLCH1351Z		
950	3	AL		2	9/16" Hex	750kcmil - 1/0	600 in-lbs		10	3/16" Hex	2/0 - #14	50-120 in-lbs	8	OLD57043Z	OLCH1351Z		
950	1	AL		2	9/16" Hex	750kcmil - 1/0	600 in-lbs		3	5/16" Hex	250kcmil - #6	275 in-lbs	8	OLD57051Z	OLCH1351Z		
950	3	AL		2	9/16" Hex	750kcmil - 1/0	600 in-lbs		12	5/32" Hex	#2 - #14	40-50 in-lbs	8	OLD57053Z	OLCH1351Z		
950	1	AL		2	9/16" Hex	750kcmil - 1/0	600 in-lbs		3	5/16" Hex	250kcmil - #6	275 in-lbs	8	OLD57053Z	OLCH1351Z		
950	1	AL		2	9/16" Hex	750kcmil - 1/0	600 in-lbs		12	5/32" Hex	#2 - #14	40-50 in-lbs	8	OLD57053Z	OLCH1351Z		
950	3	AL		2	9/16" Hex	750kcmil - 1/0	600 in-lbs		4	1/4" Hex	3/0 - #6	180 in-lbs	8	OLD57071Z	OLCH1351Z		
950	1	AL		2	9/16" Hex	750kcmil - 1/0	600 in-lbs		12	5/32" Hex	#2 - #14	40-50 in-lbs	8	OLD57071Z	OLCH1351Z		
950	3	AL		2	9/16" Hex	750kcmil - 1/0	600 in-lbs		4	1/4" Hex	3/0 - #6	180 in-lbs	8	OLD57073Z	OLCH1351Z		
950	1	AL		2	9/16" Hex	750kcmil - 1/0	600 in-lbs		12	5/32" Hex	#2 - #14	40-50 in-lbs	8	OLD57073Z	OLCH1351Z		

Note: AL = Aluminum / CU = Copper
*Covers sold separately

POWR-BLOKS

Splicer Block Selection Guide

AMP PER POLE	POLES	CONNECTOR MATERIAL	LINE CONNECTION					LOAD CONNECTION					FIGURE	CATALOG/ORDERING NUMBER	*PLASTIC COVER ORDERING NUMBER
			CONNECTOR IMAGE	OPENINGS PER POLE	LUG TYPE	WIRE RANGE	TORQUE RANGE	CONNECTOR IMAGE	OPENINGS PER POLE	LUG TYPE	WIRE RANGE	TORQUE RANGE			
115	1	AL		1	Slotted	#2 - #14	35-50 in-lbs		1	Slotted	#2 - #14	35-50 in-lbs	10	OLS13301Z	LPBC1441
115	2			1	Slotted	#2 - #14	35-50 in-lbs		1	Slotted	#2 - #14	35-50 in-lbs	10	OLS13302Z	LPBC1442
115	3			1	5/32" Hex	#2 - #14	40-50 in-lbs		1	5/32" Hex	#2 - #14	40-50 in-lbs	2	LFS13003Z	-
115	4			1	Slotted	#2 - #14	35-50 in-lbs		1	Slotted	#2 - #14	35-50 in-lbs	10	OLS13304Z	LPBC1444
115	1	AL		1	Slotted	#2 - #14	35-50 in-lbs		1	Slotted	#2 - #14	35-50 in-lbs	3	OLS25521Z	LPBC21
115	2			1	Slotted	#2 - #14	35-50 in-lbs		1	Slotted	#2 - #14	35-50 in-lbs	3	OLS25522Z	LPBC22
115	3			1	Slotted	#2 - #14	35-50 in-lbs		1	Slotted	#2 - #14	35-50 in-lbs	3	OLS25523Z	LPBC23
150	1	CU		1	3/16" Hex	1/0 - #14	35-120 in-lbs		1	3/16" Hex	1/0 - #14	35-120 in-lbs	3	OLS21211Z	LPBC21
150	2			1	3/16" Hex	1/0 - #14	35-120 in-lbs		1	3/16" Hex	1/0 - #14	35-120 in-lbs	3	OLS21212Z	LPBC22
150	3			1	3/16" Hex	1/0 - #14	35-120 in-lbs		1	3/16" Hex	1/0 - #14	35-120 in-lbs	3	OLS21213Z	LPBC23
175	1	AL		1	5/16" Hex	2/0 - #14	35-120 in-lbs		1	5/16" Hex	2/0 - #14	35-120 in-lbs	3	OLS25721Z	LPBC21
175	2			1	5/16" Hex	2/0 - #14	35-120 in-lbs		1	5/16" Hex	2/0 - #14	35-120 in-lbs	3	OLS25722Z	LPBC22
175	3			1	3/16" Hex	2/0 - #14	40-120 in-lbs		1	3/16" Hex	2/0 - #14	40-120 in-lbs	3	LFS25723Z	LPBC23
175	1	AL		1	5/16" Hex	2/0 - #14	35-120 in-lbs		1	5/16" Hex	2/0 - #14	35-120 in-lbs	4	OLS25721ZXDIN	OLCH1321Z
175	2			1	5/16" Hex	2/0 - #14	35-120 in-lbs		1	5/16" Hex	2/0 - #14	35-120 in-lbs	4	OLS25722ZXDIN	OLCH1322Z
175	3			1	5/16" Hex	2/0 - #14	35-120 in-lbs		1	5/16" Hex	2/0 - #14	35-120 in-lbs	4	OLS25723ZXDIN	OLCH1323Z
175	Adder			1	-	2/0 - #14	35-120 in-lbs		1	-	2/0 - #14	35-120 in-lbs	4	OLS2572AZXDIN	-
175	1	CU		1	5/16" Hex	2/0 - #14	35-120 in-lbs		1	5/16" Hex	2/0 - #14	35-120 in-lbs	4	OLS29721ZXDIN	OLCH1321Z
175	2			1	5/16" Hex	2/0 - #14	35-120 in-lbs		1	5/16" Hex	2/0 - #14	35-120 in-lbs	4	OLS29722ZXDIN	OLCH1322Z
175	3			1	5/16" Hex	2/0 - #14	35-120 in-lbs		1	5/16" Hex	2/0 - #14	35-120 in-lbs	4	OLS29723ZXDIN	OLCH1323Z
175	Adder			1	-	2/0 - #14	35-120 in-lbs		1	-	2/0 - #14	35-120 in-lbs	4	OLS2972AZXDIN	-
255	1	AL		1	5/16" Hex	250kcmil - #6	275 in-lbs		1	5/16" Hex	250kcmil - #6	275 in-lbs	5	OLS31231Z	LPBC31
255	2			1	5/16" Hex	250kcmil - #6	275 in-lbs		1	5/16" Hex	250kcmil - #6	275 in-lbs	5	OLS31232Z	LPBC32
255	3			1	5/16" Hex	250kcmil - #6	275 in-lbs		1	5/16" Hex	250kcmil - #6	275 in-lbs	5	OLS31233Z	LPBC33
255	1	CU		1	3/8" Hex	250kcmil - #6	375 in-lbs		1	3/8" Hex	250kcmil - #6	375 in-lbs	5	OLS31241Z	LPBC31
255	2			1	3/8" Hex	250kcmil - #6	375 in-lbs		1	3/8" Hex	250kcmil - #6	375 in-lbs	5	OLS31242Z	LPBC32
255	3			1	3/8" Hex	250kcmil - #6	375 in-lbs		1	3/8" Hex	250kcmil - #6	375 in-lbs	5	OLS31243Z	LPBC33
310	2	AL		1	5/16" Hex	350kcmil - #6	275 in-lbs		1	5/16" Hex	350kcmil - #6	275 in-lbs	1	OLS03032Z	LPBC02
310	3			1	5/16" Hex	350kcmil - #6	275 in-lbs		1	5/16" Hex	350kcmil - #6	275 in-lbs	1	OLS03033Z	LPBC03
310	1	AL		1	5/16" Hex	350kcmil - #6	275 in-lbs		1	5/16" Hex	350kcmil - #6	275 in-lbs	5	OLS31261Z	LPBC31
310	2			1	5/16" Hex	350kcmil - #6	275 in-lbs		1	5/16" Hex	350kcmil - #6	275 in-lbs	5	OLS31262Z	LPBC32
310	3			1	5/16" Hex	350kcmil - #6	275 in-lbs		1	5/16" Hex	350kcmil - #6	275 in-lbs	5	OLS31263Z	LPBC33
350	3	AL		2	5/16" Hex	2/0 - #14	35-120 in-lbs		2	5/16" Hex	2/0 - #14	35-120 in-lbs	9	OLS33053Z	OLCH1333Z
420	1	AL		1	1/2" Hex	600kcmil - #4	500 in-lbs		1	1/2" Hex	600kcmil - #4	500 in-lbs	6	OLS45571Z	LPBC41
420	2			1	1/2" Hex	600kcmil - #4	500 in-lbs		1	1/2" Hex	600kcmil - #4	500 in-lbs	6	OLS45572Z	LPBC42
420	3			1	1/2" Hex	600kcmil - #4	500 in-lbs		1	1/2" Hex	600kcmil - #4	500 in-lbs	6	OLS45573Z	LPBC43
510	3	AL		2	5/16" Hex	250kcmil - #6	275 in-lbs		2	5/16" Hex	250kcmil - #6	275 in-lbs	9	OLS33203Z	OLCH1333Z
620	1	AL		2	5/16" Hex	350kcmil - #4	275 in-lbs		2	5/16" Hex	350kcmil - #4	275 in-lbs	7	OLS51291Z	LPBC51
620	2			2	5/16" Hex	350kcmil - #4	275 in-lbs		2	5/16" Hex	350kcmil - #4	275 in-lbs	7	OLS51292Z	LPBC52
620	3			2	5/16" Hex	350kcmil - #4	275 in-lbs		2	5/16" Hex	350kcmil - #4	275 in-lbs	7	OLS51293Z	LPBC53
760	1	AL		2	3/8" Hex	500kcmil - #4	375 in-lbs		2	3/8" Hex	500kcmil - #4	375 in-lbs	7	OLS53011Z	LPBC51
760	2			2	3/8" Hex	500kcmil - #4	375 in-lbs		2	3/8" Hex	500kcmil - #4	375 in-lbs	7	OLS53012Z	LPBC52
760	3			2	3/8" Hex	500kcmil - #4	375 in-lbs		2	3/8" Hex	500kcmil - #4	375 in-lbs	7	OLS53013Z	LPBC53

Note: AL = Aluminum / CU = Copper
Note: *Covers sold separately

POWR-BLOKS

Distribution Block and Splicer Block Outline Drawings

Dimensions Inches (mm)

Figure 1

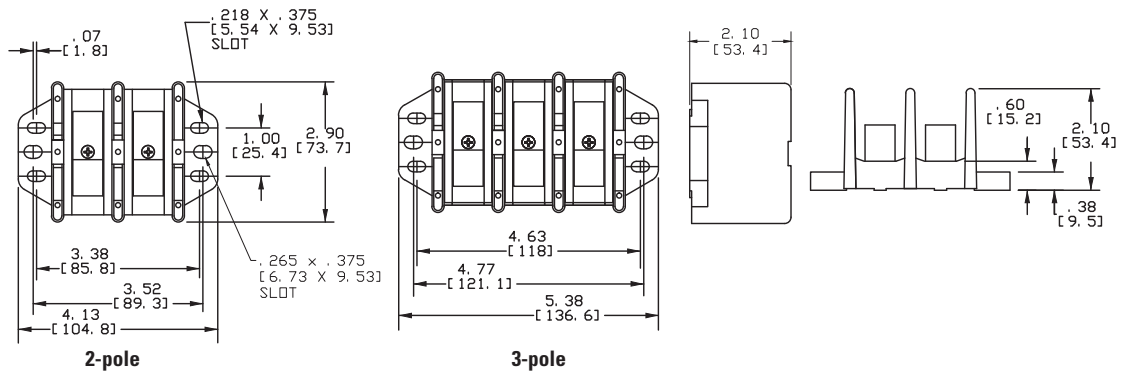


Figure 2

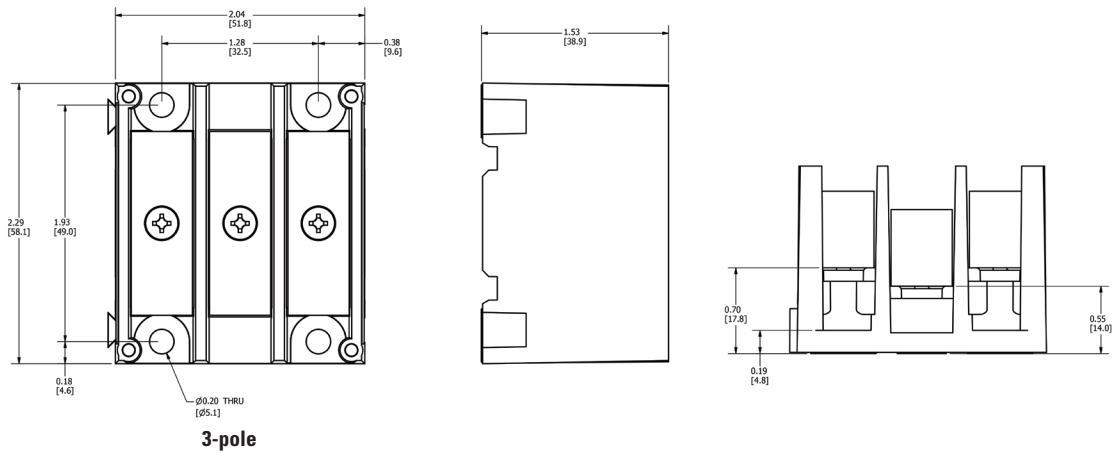
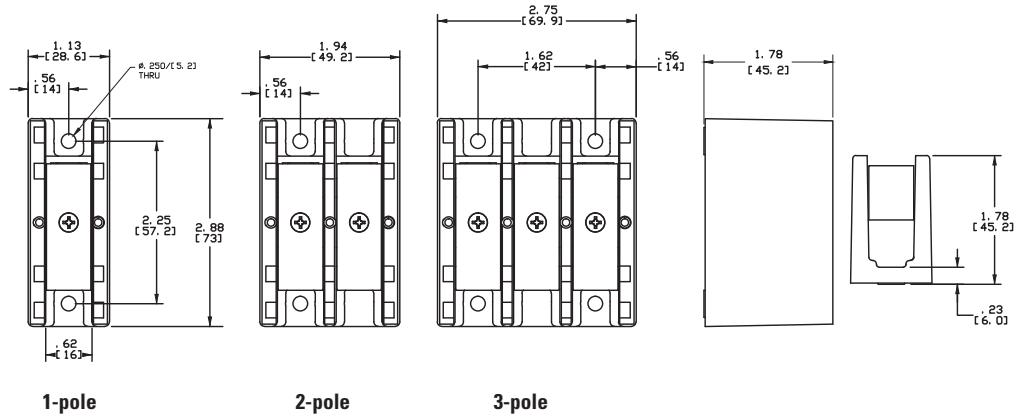


Figure 3



POWR-BLOKS

Distribution Block and Splicer Block Outline Drawings

Dimensions Inches (mm)

Figure 4

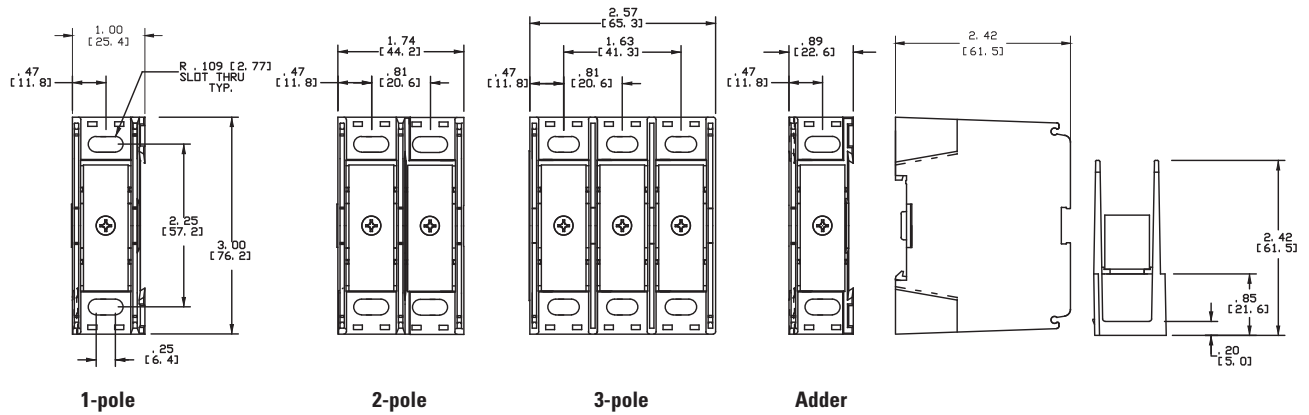


Figure 5

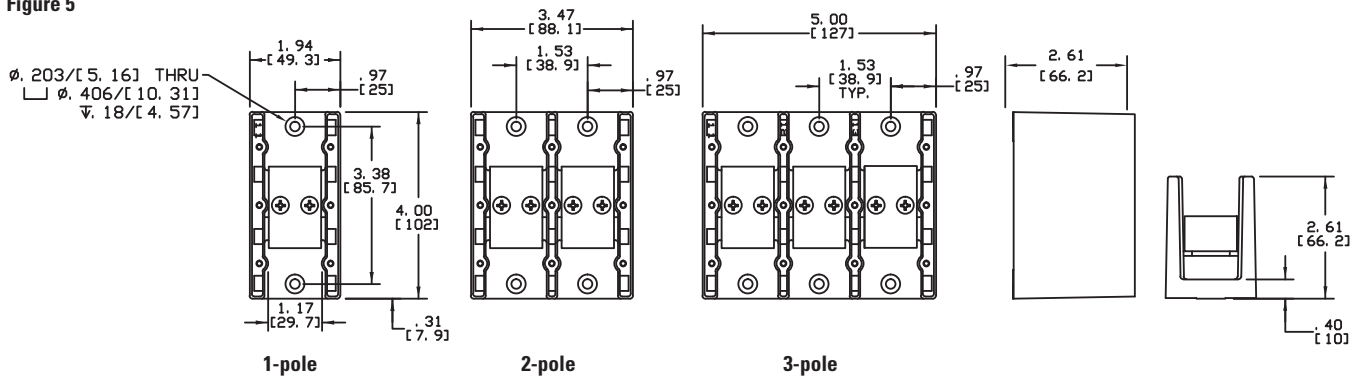
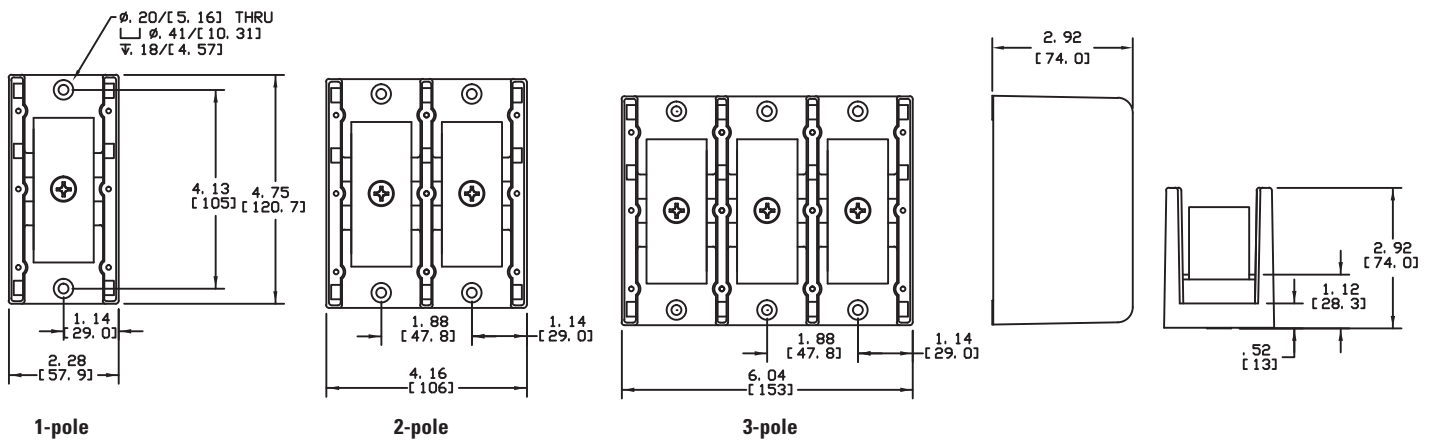


Figure 6



POWR-BLOKS

Distribution Block and Splicer Block Outline Drawings Dimensions Inches (mm)

Figure 7

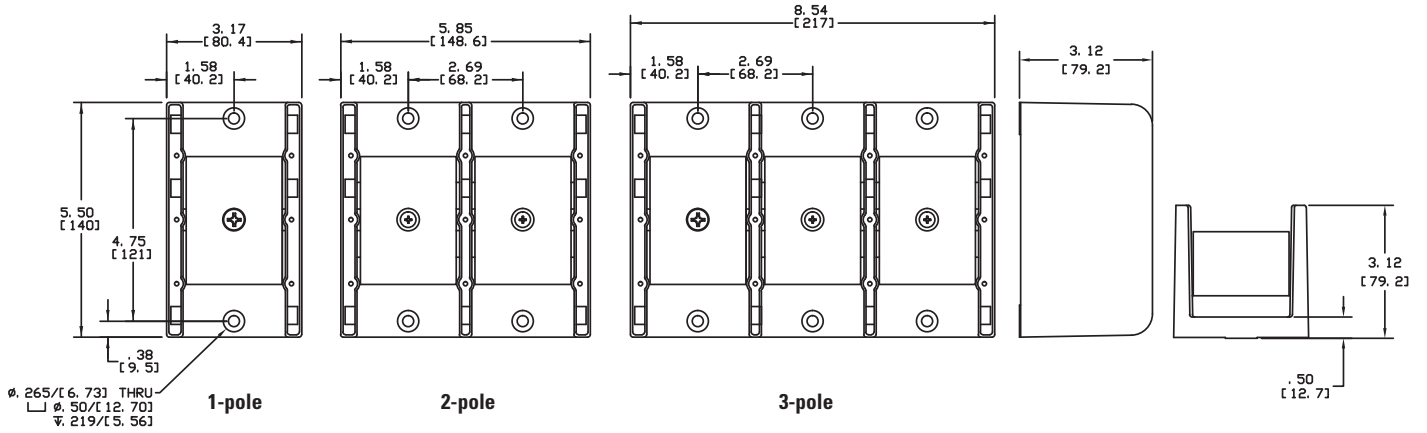


Figure 8

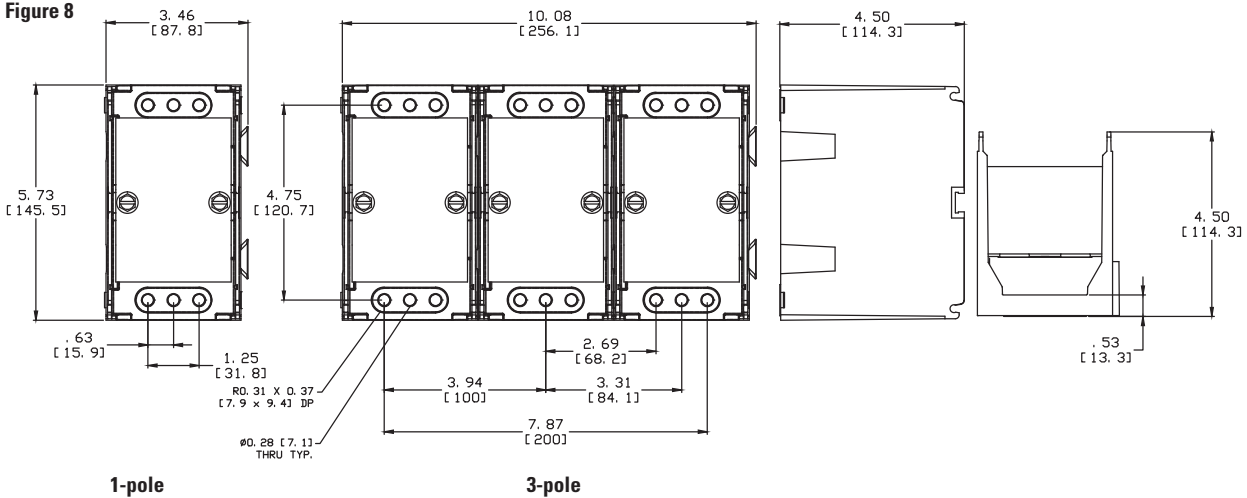
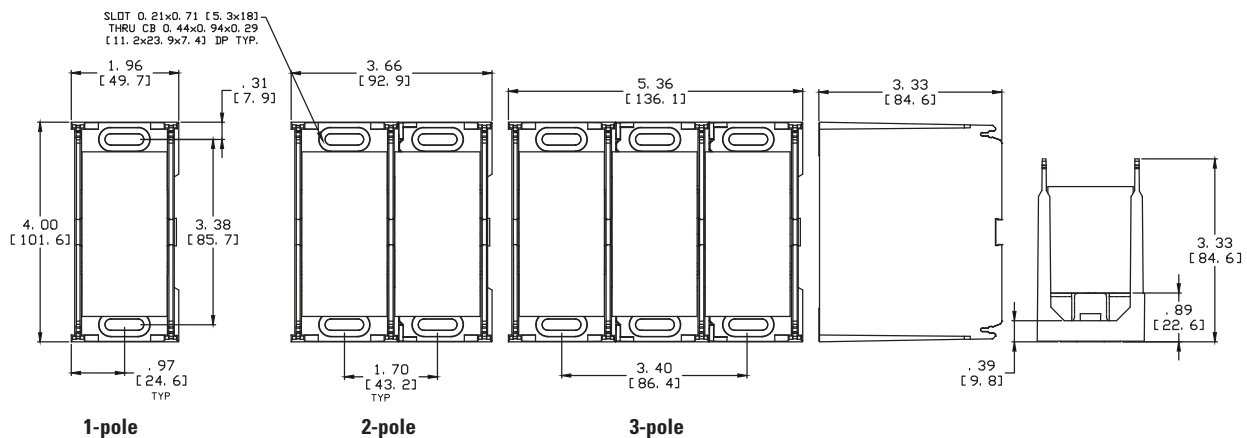


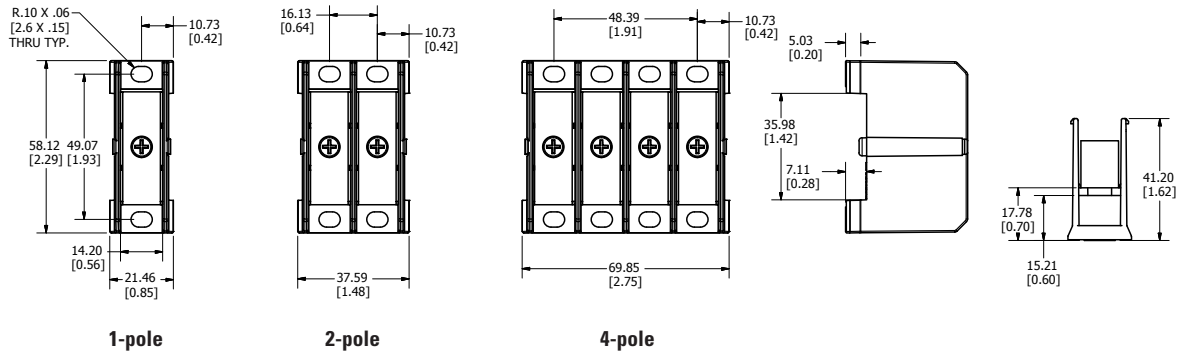
Figure 9



POWR-BLOKS

Distribution Block and Splicer Block Outline Drawings Dimensions Inches (mm)

Figure 10



Disclaimer Notice – Information furnished is believed to be accurate and reliable. However, users should independently evaluate the suitability of and test each product selected for their own applications. Littelfuse products are not designed for, and may not be used in, all applications. Read complete Disclaimer Notice at www.littelfuse.com/product-disclaimer.

POWR-BLOKS

Distribution Blocks • Splicer Blocks • Covers



Description

POWR-BLOKS power distribution blocks offer a safe, convenient way of splicing cables, providing a fixed junction tap-off point or splitting primary power into secondary circuits. Lx2xxx-DIN series offers integral DIN-Rail mount and an optional hinged safety cover.

Optional power distribution block covers provide protection against accidental shorting between poles caused by loose wires, tools, or other conductive material. They also protect personnel from accidentally contacting energized connectors.

Applications

Typical applications include heating, air conditioning and refrigeration systems, elevator systems, material handling equipment, control panels, motor controls, switchgear, and anywhere power needs to be distributed to more than one load.

Connectors

Box lug connectors are designed for use with a single or multiple, solid or class B or C stranded conductor. For UL approved use of more than one conductor per connector opening, contact Littelfuse Technical Service. Manufacturers of cable terminations can furnish crimp-on sleeves for fine stranded conductors which permit these conductors to be used with box lugs.

Ampere Ratings

The ampere rating per pole for power distribution blocks is based on the line ampacity of 75°C insulated conductors per NEC® Table 310.16. If 60°C insulated conductors are used, load must not exceed the ampacity of 60°C conductors. Use of conductors rated in excess of 75°C is permitted (for example 90°C), however, load must not exceed the ampacity of 75°C conductors.

Specifications

Voltage Rating	600 V
Current Rating	Based on NEC Table 310.16, using 75°C copper wire
SCCR	Consult Factory
Material	Phenolic rated at 150°C and Thermoplastic rated at 125°C (LD1400 and LS1300 series only)
Connector	Aluminum: Highly conductive aluminum, tin plated Copper: Highly conductive copper, tin plated
Flammability Rating	UL94 V-0
Approvals	UL Recognized - OLD/OLS Series (File: E171395) LFD/LFS Series (File: E309688) CSA Certified - OLD/OLS Series (File: LR700111) LFD/LFS Series (File: 007316_0_000) UL Listed - OLD57xxxx (File: E482231)
Environmental	RoHS compliant, Lead (Pb) free

Ordering Information

See Selection Guide on next page

Web Resources

For dimension, CAD and 3-D drawings, visit:
Littelfuse.com/powrbloks

Hinged Plastic Covers



Clear Plastic Covers



POWR-BLOKS

Distribution Block Selection Guide

AMP PER POLE	POLES	CONNECTOR MATERIAL	LINE CONNECTION				LOAD CONNECTION				FIGURE	CATALOG/ ORDERING NUMBER	*PLASTIC COVER ORDERING NUMBER		
			CONNECTOR IMAGE	OPENINGS PER POLE	LUG TYPE	WIRE RANGE	TORQUE RANGE	CONNECTOR IMAGE	OPENINGS PER POLE	LUG TYPE				WIRE RANGE	TORQUE RANGE
115	1	AL		1	Slotted	#2 - #14	35-50 in-lbs		4	Slotted	#10 - #18	7 in-lbs	10	OLD14401Z	LPBC1441
115	2			1	Slotted	#2 - #14	35-50 in-lbs		4	Slotted	#10 - #18	7 in-lbs	10	OLD14402Z	LPBC1442
115	3			1	5/32" Hex	#2 - #14	50-40 in-lbs		4	5/64" Hex	#10 - #18	7 in-lbs	2	LFD14003Z	LPBC13
115	4			1	Slotted	#2 - #14	35-50 in-lbs		4	Slotted	#10 - #18	7 in-lbs	10	OLD14404Z	LPBC1444
175	1	AL		1	5/16" Hex	2/0 - #14	35-120 in-lbs		4	Slotted	#4 - #14	35 in-lbs	3	OLD25701Z	LPBC21
175	2			1	3/16" Hex	2/0 - #14	40-120 in-lbs		4	1/8" Hex	#4 - #14	35 in-lbs	3	LFD25702Z	LPBC22
175	3			1	3/16" Hex	2/0 - #14	40-120 in-lbs		4	1/8" Hex	#4 - #14	35 in-lbs	3	LFD25703Z	LPBC23
175	1	AL		1	3/16" Hex	2/0 - #14	35-120 in-lbs		4	1/8" Hex	#4 - #14	35 in-lbs	4	OLD25701ZXDIN	OLCH1321Z
175	2			1	3/16" Hex	2/0 - #14	35-120 in-lbs		4	1/8" Hex	#4 - #14	35 in-lbs	4	OLD25702ZXDIN	OLCH1322Z
175	3			1	3/16" Hex	2/0 - #14	35-120 in-lbs		4	1/8" Hex	#4 - #14	35 in-lbs	4	OLD25703ZXDIN	OLCH1323Z
175	Adder			1	-	2/0 - #14	35-120 in-lbs		4	-	#4 - #14	35 in-lbs	4	OLD2570AZXDIN	-
175	1	CU		1	3/16" Hex	2/0 - #14	35-120 in-lbs		4	Slotted	#4 - #14	35 in-lbs	3	OLD29701Z	LPBC21
175	2			1	3/16" Hex	2/0 - #14	35-120 in-lbs		4	Slotted	#4 - #14	35 in-lbs	3	OLD29702Z	LPBC22
175	3			1	3/16" Hex	2/0 - #14	35-120 in-lbs		4	Slotted	#4 - #14	35 in-lbs	3	OLD29703Z	LPBC23
175	1	CU		1	3/16" Hex	2/0 - #14	35-120 in-lbs		4	Slotted	#4 - #14	35 in-lbs	4	OLD29701ZXDIN	OLCH1321Z
175	2			1	3/16" Hex	2/0 - #14	35-120 in-lbs		4	Slotted	#4 - #14	35 in-lbs	4	OLD29702ZXDIN	OLCH1322Z
175	3			1	3/16" Hex	2/0 - #14	35-120 in-lbs		4	Slotted	#4 - #14	35 in-lbs	4	OLD29703ZXDIN	OLCH1323Z
175	Adder			1	-	2/0 - #14	35-120 in-lbs		4	-	#4 - #14	35 in-lbs	4	OLD2970AZXDIN	-
175	2	AL		1	5/16" Hex	2/0 - #14	35-120 in-lbs		4	Slotted	#4 - #14	35 in-lbs	1	OLD04022Z	LPBC02
175	3			1	5/16" Hex	2/0 - #14	35-120 in-lbs		4	Slotted	#4 - #14	35 in-lbs	1	OLD04023Z	LPBC03
175	2	AL		1	5/16" Hex	2/0 - #14	35-120 in-lbs		6	Slotted	#4 - #14	35 in-lbs	1	OLD04012Z	LPBC02
175	3			1	3/16" Hex	2/0 - #14	40-120 in-lbs		6	1/8" Hex	#4 - #14	35 in-lbs	1	LFD04013Z	LPBC03
175	1	AL		1	5/16" Hex	2/0 - #14	35-120 in-lbs		6	1/8" Hex	#4 - #14	35 in-lbs	4	OLD25801ZXDIN	OLCH1321Z
175	2			1	5/16" Hex	2/0 - #14	35-120 in-lbs		6	1/8" Hex	#4 - #14	35 in-lbs	4	OLD25802ZXDIN	OLCH1322Z
175	3			1	5/16" Hex	2/0 - #14	35-120 in-lbs		6	1/8" Hex	#4 - #14	35 in-lbs	4	OLD25803ZXDIN	OLCH1323Z
175	Adder			1	5/16" Hex	2/0 - #14	35-120 in-lbs		6	1/8" Hex	#4 - #14	35 in-lbs	4	OLD2580AZXDIN	-
310	3	AL		1	5/16" Hex	350kcmil - #6	40-120 in-lbs		2	3/16" Hex	2/0 - #14	35-120 in-lbs	9	OLD335543Z	OLCH1333Z
310	2	AL		1	5/16" Hex	350kcmil - #6	275 in-lbs		6	Slotted	#4 - #14	35 in-lbs	1	OLD04042Z	LPBC02
310	3			1	5/16" Hex	350kcmil - #6	275 in-lbs		6	Slotted	#4 - #14	35 in-lbs	1	OLD04043Z	LPBC03
335	1	AL		1	5/16" Hex	400kcmil - #6	275 in-lbs		4	Slotted	#2 - #14	35-50 in-lbs	5	OLD35521Z	LPBC31
335	2			1	5/16" Hex	400kcmil - #6	275 in-lbs		4	Slotted	#2 - #14	35-50 in-lbs	5	OLD35522Z	LPBC32
380	3			1	3/8" Hex	500kcmil - #6	375 in-lbs		4	5/32" Hex	#2 - #14	35-50 in-lbs	5	LFD35523Z	LPBC33
335	1	AL		1	5/16" Hex	400kcmil - #6	275 in-lbs		6	Slotted	#2 - #14	35-50 in-lbs	5	OLD35531Z	LPBC31
335	2			1	5/16" Hex	400kcmil - #6	275 in-lbs		6	Slotted	#2 - #14	35-50 in-lbs	5	OLD35532Z	LPBC32
380	3			1	3/8" Hex	500kcmil - #6	375 in-lbs		6	5/32" Hex	#2 - #14	40-50 in-lbs	5	LFD35533Z	LPBC33
335	1	AL		1	Slotted	400kcmil - #6	275 in-lbs		8	Slotted	#2 - #14	35-50 in-lbs	6	OLD45601Z	LPBC41
335	2			1	Slotted	400kcmil - #6	275 in-lbs		8	Slotted	#2 - #14	35-50 in-lbs	6	OLD45602Z	LPBC42
335	3			1	Slotted	400kcmil - #6	275 in-lbs		8	Slotted	#2 - #14	35-50 in-lbs	6	OLD45603Z	LPBC43
350	1	AL		2	3/16" Hex	2/0 - #14	35-120 in-lbs		6	Slotted	#4 - #14	35 in-lbs	5	OLD35551Z	LPBC31
350	2			2	3w/16" Hex	2/0 - #14	35-120 in-lbs		6	Slotted	#4 - #14	35 in-lbs	5	OLD35552Z	LPBC32
350	3			2	3/16" Hex	2/0 - #14	40-120 in-lbs		6	1/8" Hex	#4 - #14	35 in-lbs	5	LFD35553Z	LPBC33
350	1	CU		2	Slotted	2/0 - #14	35-120 in-lbs		6	1/8" Hex	#4 - #14	35 in-lbs	5	OLD39551Z	LPBC31
350	2			2	Slotted	2/0 - #14	35-120 in-lbs		6	1/8" Hex	#4 - #14	35 in-lbs	5	OLD39552Z	LPBC32
350	3			2	Slotted	2/0 - #14	35-120 in-lbs		6	1/8" Hex	#4 - #14	35 in-lbs	5	OLD39553Z	LPBC33
380	1	CU		1	Slotted	500kcmil - #6	375 in-lbs		6	5/32" Hex	#2 - #14	35-50 in-lbs	5	OLD39531Z	LPBC31
380	2			1	Slotted	500kcmil - #6	375 in-lbs		6	5/32" Hex	#2 - #14	35-50 in-lbs	5	OLD39532Z	LPBC32
380	3			1	Slotted	500kcmil - #6	375 in-lbs		6	5/32" Hex	#2 - #14	35-50 in-lbs	5	OLD39533Z	LPBC33
380	1	AL		1	Slotted	500kcmil - #4	375 in-lbs		6	Slotted	#2 - #14	35-50 in-lbs	6	OLD45511Z	LPBC41
380	2			1	Slotted	500kcmil - #4	375 in-lbs		6	Slotted	#2 - #14	35-50 in-lbs	6	OLD45512Z	LPBC42
380	3			1	Slotted	500kcmil - #4	375 in-lbs		6	Slotted	#2 - #14	35-50 in-lbs	6	OLD45513Z	LPBC43
380	1	AL		1	3/8" Hex	500kcmil - #4	375 in-lbs		6	5/16" Hex	2/0 - #14	35-120 in-lbs	7	OLD55791Z	LPBC51
380	2			1	3/8" Hex	500kcmil - #4	375 in-lbs		6	5/16" Hex	2/0 - #14	35-120 in-lbs	7	OLD55792Z	LPBC52
380	3			1	3/8" Hex	500kcmil - #4	375 in-lbs		6	5/16" Hex	2/0 - #14	40-120 in-lbs	7	LFD55793Z	LPBC53

Note: AL = Aluminum / CU = Copper *Covers sold separately

POWR-BLOKS

Distribution Block Selection Guide

AMP PER POLE	POLES	CONNECTOR MATERIAL	LINE CONNECTION				LOAD CONNECTION				FIGURE	CATALOG/ ORDERING NUMBER	*PLASTIC COVER ORDERING NUMBER				
			CONNECTOR IMAGE	OPENINGS PER POLE	LUG TYPE	WIRE RANGE	TORQUE RANGE	CONNECTOR IMAGE	OPENINGS PER POLE	LUG TYPE				WIRE RANGE	TORQUE RANGE		
380	1	AL		1	3/8" Hex	500kcmil- #4	375 in-lbs		8	5/32" Hex	#2 - #14	35-50 in-lbs	7	OLD55941Z	LPBC51		
380	2			1	3/8" Hex	500kcmil- #4	375 in-lbs		8	5/32" Hex	#2 - #14	35-50 in-lbs	7	OLD55942Z	LPBC52		
380	3			1	3/8" Hex	500kcmil- #4	375 in-lbs		8	5/32" Hex	#2 - #14	35-50 in-lbs	7	OLD55943Z	LPBC53		
380	1	AL		1	Slotted	500kcmil - #4	375 in-lbs		12	Slotted	#2 - #14	35-50 in-lbs	7	OLD55521Z	LPBC51		
380	2			1	Slotted	500kcmil - #4	375 in-lbs		12	Slotted	#2 - #14	35-50 in-lbs	7	OLD55522Z	LPBC52		
380	3			1	3/8" Hex	500kcmil - #4	375 in-lbs		12	5/32" Hex	#2 - #14	40-50 in-lbs	7	LFD55523Z	LPBC53		
420	1	AL		1	1/2" Hex	600kcmil- #2	375 in-lbs		3	3/16" Hex	1/0 - #14	35-120 in-lbs	9	OLD35881Z	OLCH1331Z		
420	3	AL		1	1/2" Hex	600kcmil- #2	375 in-lbs		3	3/16" Hex	1/0 - #14	35-120 in-lbs	9	OLD35883Z	OLCH1333Z		
420	1	AL		1	1/2" Hex	600kcmil- #2	375 in-lbs		12	1/8" Hex	#4 - #14	35 in-lbs	9	OLD35951Z	OLCH1331Z		
420	2	AL		1	1/2" Hex	600kcmil- #2	375 in-lbs		12	1/8" Hex	#4 - #14	35 in-lbs	9	OLD35952Z	OLCH1332Z		
510	1	AL			2	5/16" Hex	250kcmil - #6		275 in-lbs		12	1/8" Hex	#4 - #14	35 in-lbs	9	OLD35961Z	OLCH1331Z
510	2				2	5/16" Hex	250kcmil - #6		275 in-lbs		12	1/8" Hex	#4 - #14	35 in-lbs	9	OLD35962Z	OLCH1332Z
510	3		2		5/16" Hex	250kcmil - #6	275 in-lbs	12	1/8" Hex		#4 - #14	35 in-lbs	9	OLD35963Z	OLCH1333Z		
760	1	AL		2	3/8" Hex	500kcmil - #6	375 in-lbs		8	5/16" Hex	2/0 - #14	35-120 in-lbs	7	OLD55861Z	LPBC51		
760	2			2	3/8" Hex	500kcmil - #6	375 in-lbs		8	5/16" Hex	2/0 - #14	35-120 in-lbs	7	OLD55862Z	LPBC52		
760	3			2	3/8" Hex	500kcmil - #4	375 in-lbs		8	3/16" Hex	2/0 - #14	40-120 in-lbs	7	LFD55863Z	LPBC53		
760	1	CU		2	3/8" Hex	500kcmil- #4	375 in-lbs		8	3/16" Hex	20 - #14	35-120 in-lbs	7	OLD59861Z	LPBC51		
760	2			2	3/8" Hex	500kcmil- #4	375 in-lbs		8	3/16" Hex	20 - #14	35-120 in-lbs	7	OLD59862Z	LPBC52		
760	3			2	3/8" Hex	500kcmil- #4	375 in-lbs		8	3/16" Hex	20 - #14	35-120 in-lbs	7	OLD59863Z	LPBC53		
760	1	AL		2	3/8" Hex	500kcmil- #6	375 in-lbs		12	Slotted	#4 - #14	35 in-lbs	7	OLD55921Z	LPBC51		
760	2			2	3/8" Hex	500kcmil- #6	375 in-lbs		12	Slotted	#4 - #14	35 in-lbs	7	OLD55922Z	LPBC52		
760	3			2	3/8" Hex	500kcmil- #4	375 in-lbs		12	1/8" Hex	#4 - #14	35 in-lbs	7	LFD55923Z	LPBC53		
760	1	CU		2	3/8" Hex	500kcmil- #6	375 in-lbs		12	Slotted	#2 - #14	35-50 in-lbs	7	OLD59921Z	LPBC51		
760	2			2	3/8" Hex	500kcmil- #6	375 in-lbs		12	Slotted	#2 - #14	35-50 in-lbs	7	OLD59922Z	LPBC52		
760	3			2	3/8" Hex	500kcmil- #6	375 in-lbs		12	Slotted	#2 - #14	35-50 in-lbs	7	OLD59923Z	LPBC53		
760	3	AL		2	1/2" Hex	500kcmil - #4	375 in-lbs		12	5/16" Hex	#2 - #14	35-50 in-lbs	7	OLD54083Z	LPBC53		
840	3	AL		2	1/2" Hex	600kcmil- #2	375 in-lbs		4	5/16" Hex	3/0 - #6	120 in-lbs	7	OLD54113Z	LPBC53		
950	1	AL		2	9/16" Hex	750kcmil - 1/0	600 in-lbs		10	3/16" Hex	2/0 - #14	50-120 in-lbs	8	OLD57041Z	OLCH1351Z		
950	3	AL		2	9/16" Hex	750kcmil - 1/0	600 in-lbs		10	3/16" Hex	2/0 - #14	50-120 in-lbs	8	OLD57043Z	OLCH1351Z		
950	1	AL		2	9/16" Hex	750kcmil - 1/0	600 in-lbs		3	5/16" Hex	250kcmil - #6	275 in-lbs	8	OLD57051Z	OLCH1351Z		
950	3	AL		2	9/16" Hex	750kcmil - 1/0	600 in-lbs		12	5/32" Hex	#2 - #14	40-50 in-lbs	8	OLD57053Z	OLCH1351Z		
950	1	AL		2	9/16" Hex	750kcmil - 1/0	600 in-lbs		3	5/16" Hex	250kcmil - #6	275 in-lbs	8	OLD57053Z	OLCH1351Z		
950	1	AL		2	9/16" Hex	750kcmil - 1/0	600 in-lbs		12	5/32" Hex	#2 - #14	40-50 in-lbs	8	OLD57053Z	OLCH1351Z		
950	1	AL		2	9/16" Hex	750kcmil - 1/0	600 in-lbs		4	1/4" Hex	3/0 - #6	180 in-lbs	8	OLD57071Z	OLCH1351Z		
950	3	AL		2	9/16" Hex	750kcmil - 1/0	600 in-lbs		12	5/32" Hex	#2 - #14	40-50 in-lbs	8	OLD57073Z	OLCH1351Z		
950	3	AL		2	9/16" Hex	750kcmil - 1/0	600 in-lbs		4	1/4" Hex	3/0 - #6	180 in-lbs	8	OLD57073Z	OLCH1351Z		
950	3	AL		2	9/16" Hex	750kcmil - 1/0	600 in-lbs		12	5/32" Hex	#2 - #14	40-50 in-lbs	8	OLD57073Z	OLCH1351Z		

Note: AL = Aluminum / CU = Copper
*Covers sold separately

POWR-BLOKS

Splicer Block Selection Guide

AMP PER POLE	POLES	CONNECTOR MATERIAL	LINE CONNECTION				LOAD CONNECTION				FIGURE	CATALOG/ORDERING NUMBER	*PLASTIC COVER ORDERING NUMBER		
			CONNECTOR IMAGE	OPENINGS PER POLE	LUG TYPE	WIRE RANGE	TORQUE RANGE	CONNECTOR IMAGE	OPENINGS PER POLE	LUG TYPE				WIRE RANGE	TORQUE RANGE
115	1	AL		1	Slotted	#2 - #14	35-50 in-lbs		1	Slotted	#2 - #14	35-50 in-lbs	10	OLS13301Z	LPBC1441
115	2			1	Slotted	#2 - #14	35-50 in-lbs		1	Slotted	#2 - #14	35-50 in-lbs	10	OLS13302Z	LPBC1442
115	3			1	5/32" Hex	#2 - #14	40-50 in-lbs		1	5/32" Hex	#2 - #14	40-50 in-lbs	2	LFS13003Z	-
115	4			1	Slotted	#2 - #14	35-50 in-lbs		1	Slotted	#2 - #14	35-50 in-lbs	10	OLS13304Z	LPBC1444
115	1	AL		1	Slotted	#2 - #14	35-50 in-lbs		1	Slotted	#2 - #14	35-50 in-lbs	3	OLS25521Z	LPBC21
115	2			1	Slotted	#2 - #14	35-50 in-lbs		1	Slotted	#2 - #14	35-50 in-lbs	3	OLS25522Z	LPBC22
115	3			1	Slotted	#2 - #14	35-50 in-lbs		1	Slotted	#2 - #14	35-50 in-lbs	3	OLS25523Z	LPBC23
150	1	CU		1	3/16" Hex	1/0 - #14	35-120 in-lbs		1	3/16" Hex	1/0 - #14	35-120 in-lbs	3	OLS21211Z	LPBC21
150	2			1	3/16" Hex	1/0 - #14	35-120 in-lbs		1	3/16" Hex	1/0 - #14	35-120 in-lbs	3	OLS21212Z	LPBC22
150	3			1	3/16" Hex	1/0 - #14	35-120 in-lbs		1	3/16" Hex	1/0 - #14	35-120 in-lbs	3	OLS21213Z	LPBC23
175	1	AL		1	5/16" Hex	2/0 - #14	35-120 in-lbs		1	5/16" Hex	2/0 - #14	35-120 in-lbs	3	OLS25721Z	LPBC21
175	2			1	5/16" Hex	2/0 - #14	35-120 in-lbs		1	5/16" Hex	2/0 - #14	35-120 in-lbs	3	OLS25722Z	LPBC22
175	3			1	3/16" Hex	2/0 - #14	40-120 in-lbs		1	3/16" Hex	2/0 - #14	40-120 in-lbs	3	LFS25723Z	LPBC23
175	1	AL		1	5/16" Hex	2/0 - #14	35-120 in-lbs		1	5/16" Hex	2/0 - #14	35-120 in-lbs	4	OLS25721ZXDIN	OLCH1321Z
175	2			1	5/16" Hex	2/0 - #14	35-120 in-lbs		1	5/16" Hex	2/0 - #14	35-120 in-lbs	4	OLS25722ZXDIN	OLCH1322Z
175	3			1	5/16" Hex	2/0 - #14	35-120 in-lbs		1	5/16" Hex	2/0 - #14	35-120 in-lbs	4	OLS25723ZXDIN	OLCH1323Z
175	Adder			1	-	2/0 - #14	35-120 in-lbs		1	-	2/0 - #14	35-120 in-lbs	4	OLS2572AZXDIN	-
175	1	CU		1	5/16" Hex	2/0 - #14	35-120 in-lbs		1	5/16" Hex	2/0 - #14	35-120 in-lbs	4	OLS29721ZXDIN	OLCH1321Z
175	2			1	5/16" Hex	2/0 - #14	35-120 in-lbs		1	5/16" Hex	2/0 - #14	35-120 in-lbs	4	OLS29722ZXDIN	OLCH1322Z
175	3			1	5/16" Hex	2/0 - #14	35-120 in-lbs		1	5/16" Hex	2/0 - #14	35-120 in-lbs	4	OLS29723ZXDIN	OLCH1323Z
175	Adder			1	-	2/0 - #14	35-120 in-lbs		1	-	2/0 - #14	35-120 in-lbs	4	OLS2972AZXDIN	-
255	1	AL		1	5/16" Hex	250kcmil - #6	275 in-lbs		1	5/16" Hex	250kcmil - #6	275 in-lbs	5	OLS31231Z	LPBC31
255	2			1	5/16" Hex	250kcmil - #6	275 in-lbs		1	5/16" Hex	250kcmil - #6	275 in-lbs	5	OLS31232Z	LPBC32
255	3			1	5/16" Hex	250kcmil - #6	275 in-lbs		1	5/16" Hex	250kcmil - #6	275 in-lbs	5	OLS31233Z	LPBC33
255	1	CU		1	3/8" Hex	250kcmil - #6	375 in-lbs		1	3/8" Hex	250kcmil - #6	375 in-lbs	5	OLS31241Z	LPBC31
255	2			1	3/8" Hex	250kcmil - #6	375 in-lbs		1	3/8" Hex	250kcmil - #6	375 in-lbs	5	OLS31242Z	LPBC32
255	3			1	3/8" Hex	250kcmil - #6	375 in-lbs		1	3/8" Hex	250kcmil - #6	375 in-lbs	5	OLS31243Z	LPBC33
310	2	AL		1	5/16" Hex	350kcmil - #6	275 in-lbs		1	5/16" Hex	350kcmil - #6	275 in-lbs	1	OLS03032Z	LPBC02
310	3			1	5/16" Hex	350kcmil - #6	275 in-lbs		1	5/16" Hex	350kcmil - #6	275 in-lbs	1	OLS03033Z	LPBC03
310	1	AL		1	5/16" Hex	350kcmil - #6	275 in-lbs		1	5/16" Hex	350kcmil - #6	275 in-lbs	5	OLS31261Z	LPBC31
310	2			1	5/16" Hex	350kcmil - #6	275 in-lbs		1	5/16" Hex	350kcmil - #6	275 in-lbs	5	OLS31262Z	LPBC32
310	3			1	5/16" Hex	350kcmil - #6	275 in-lbs		1	5/16" Hex	350kcmil - #6	275 in-lbs	5	OLS31263Z	LPBC33
350	3	AL		2	5/16" Hex	2/0 - #14	35-120 in-lbs		2	5/16" Hex	2/0 - #14	35-120 in-lbs	9	OLS33053Z	OLCH1333Z
420	1	AL		1	1/2" Hex	600kcmil - #4	500 in-lbs		1	1/2" Hex	600kcmil - #4	500 in-lbs	6	OLS45571Z	LPBC41
420	2			1	1/2" Hex	600kcmil - #4	500 in-lbs		1	1/2" Hex	600kcmil - #4	500 in-lbs	6	OLS45572Z	LPBC42
420	3			1	1/2" Hex	600kcmil - #4	500 in-lbs		1	1/2" Hex	600kcmil - #4	500 in-lbs	6	OLS45573Z	LPBC43
510	3	AL		2	5/16" Hex	250kcmil - #6	275 in-lbs		2	5/16" Hex	250kcmil - #6	275 in-lbs	9	OLS33203Z	OLCH1333Z
620	1	AL		2	5/16" Hex	350kcmil - #4	275 in-lbs		2	5/16" Hex	350kcmil - #4	275 in-lbs	7	OLS51291Z	LPBC51
620	2			2	5/16" Hex	350kcmil - #4	275 in-lbs		2	5/16" Hex	350kcmil - #4	275 in-lbs	7	OLS51292Z	LPBC52
620	3			2	5/16" Hex	350kcmil - #4	275 in-lbs		2	5/16" Hex	350kcmil - #4	275 in-lbs	7	OLS51293Z	LPBC53
760	1	AL		2	3/8" Hex	500kcmil - #4	375 in-lbs		2	3/8" Hex	500kcmil - #4	375 in-lbs	7	OLS53011Z	LPBC51
760	2			2	3/8" Hex	500kcmil - #4	375 in-lbs		2	3/8" Hex	500kcmil - #4	375 in-lbs	7	OLS53012Z	LPBC52
760	3			2	3/8" Hex	500kcmil - #4	375 in-lbs		2	3/8" Hex	500kcmil - #4	375 in-lbs	7	OLS53013Z	LPBC53

Note: AL = Aluminum / CU = Copper

Note: *Covers sold separately

POWR-BLOKS

Distribution Block and Splicer Block Outline Drawings

Dimensions Inches (mm)

Figure 1

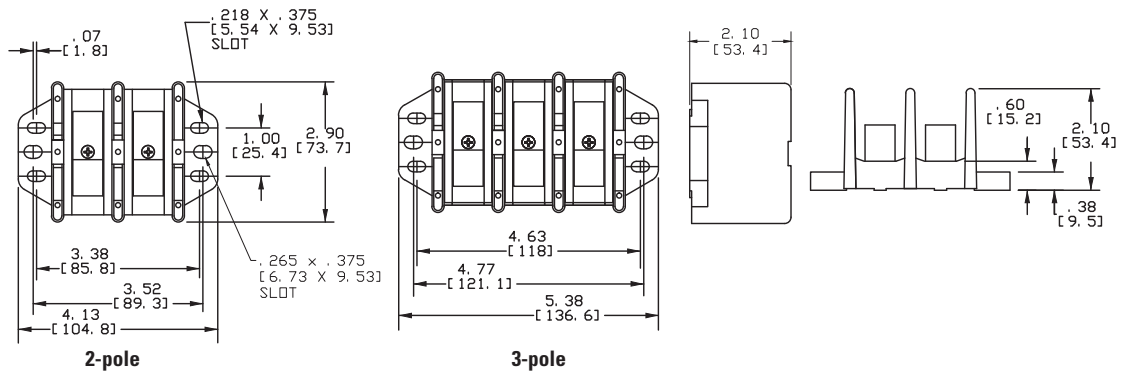


Figure 2

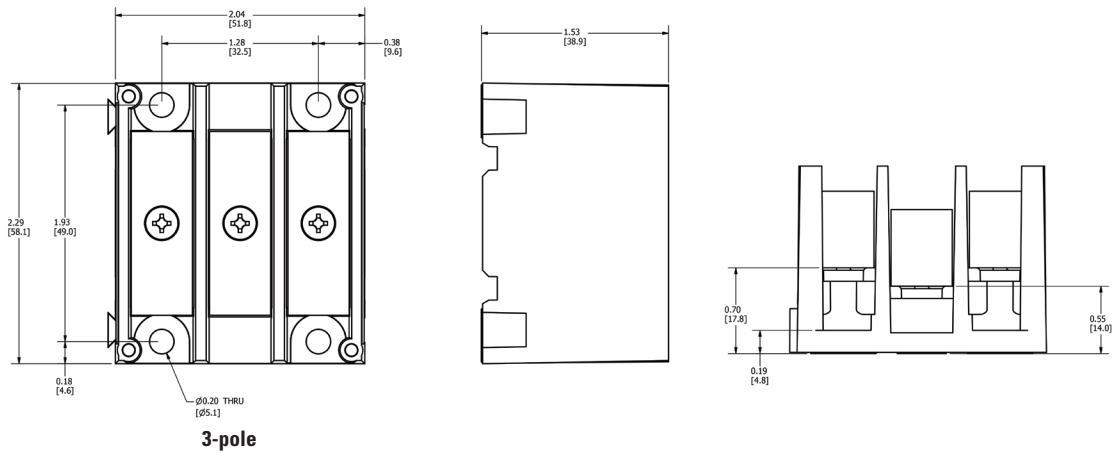
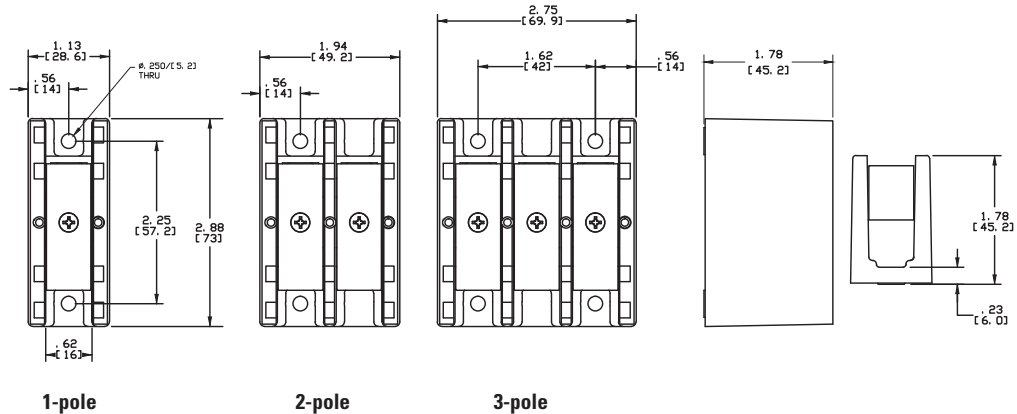


Figure 3



POWR-BLOKS

Distribution Block and Splicer Block Outline Drawings

Dimensions Inches (mm)

Figure 4

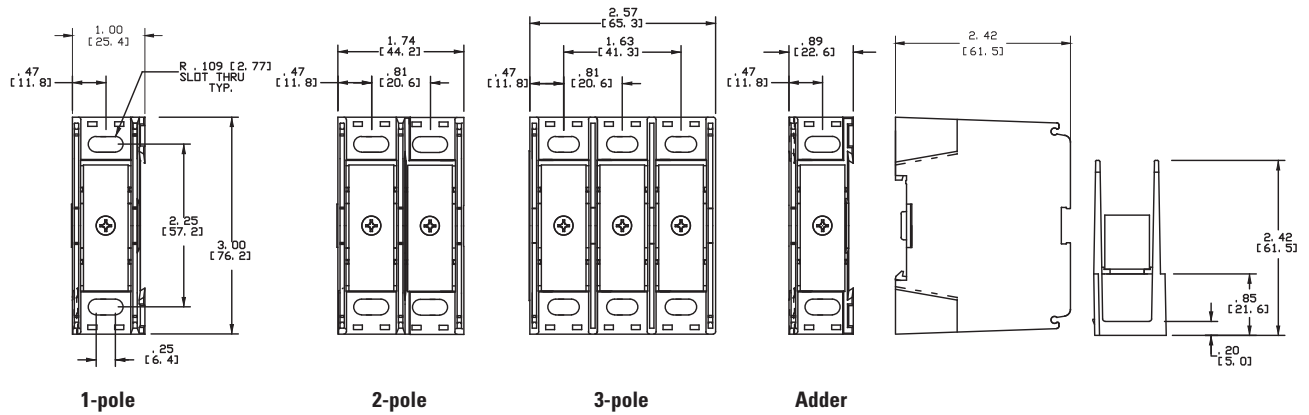


Figure 5

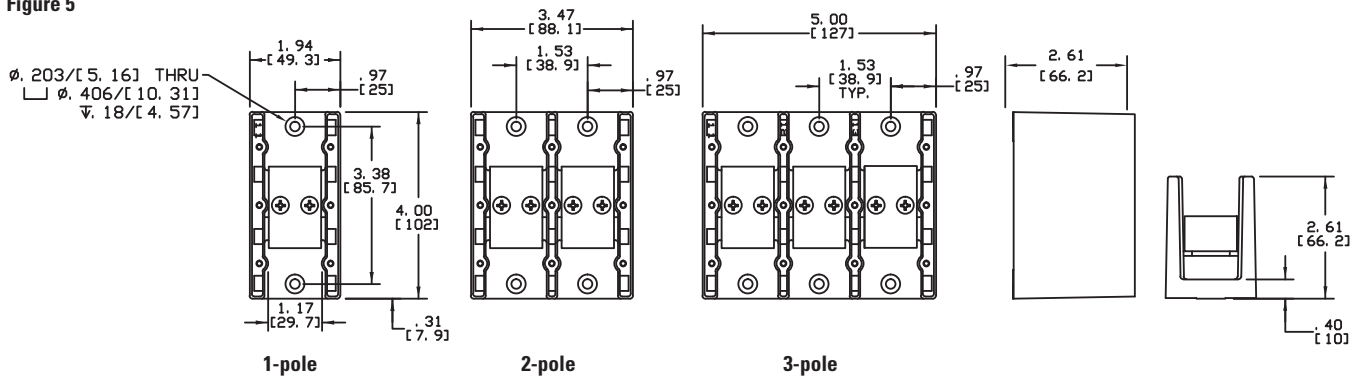
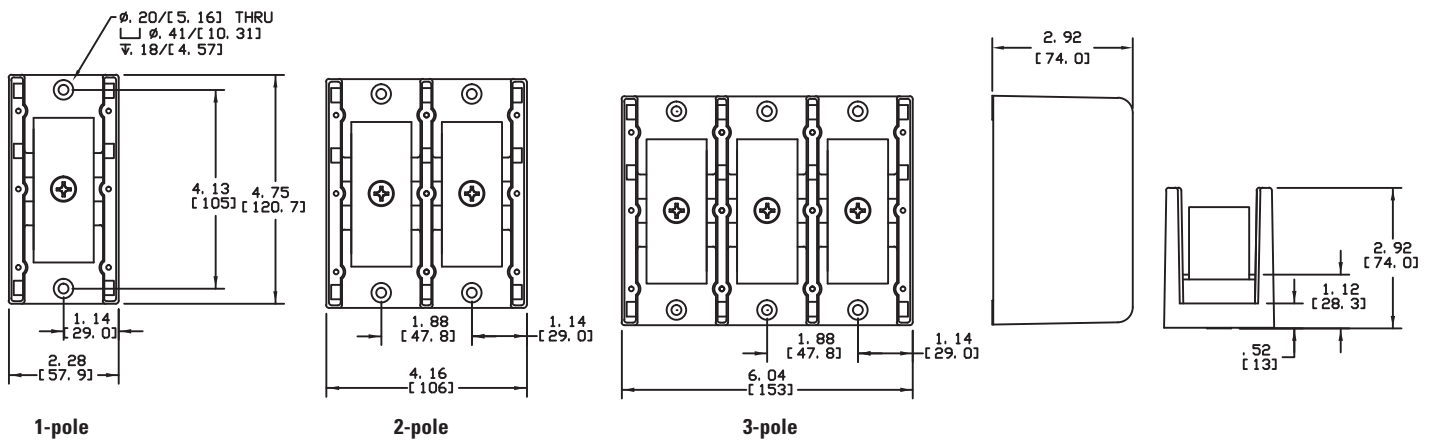


Figure 6



POWR-BLOKS

Distribution Block and Splicer Block Outline Drawings Dimensions Inches (mm)

Figure 7

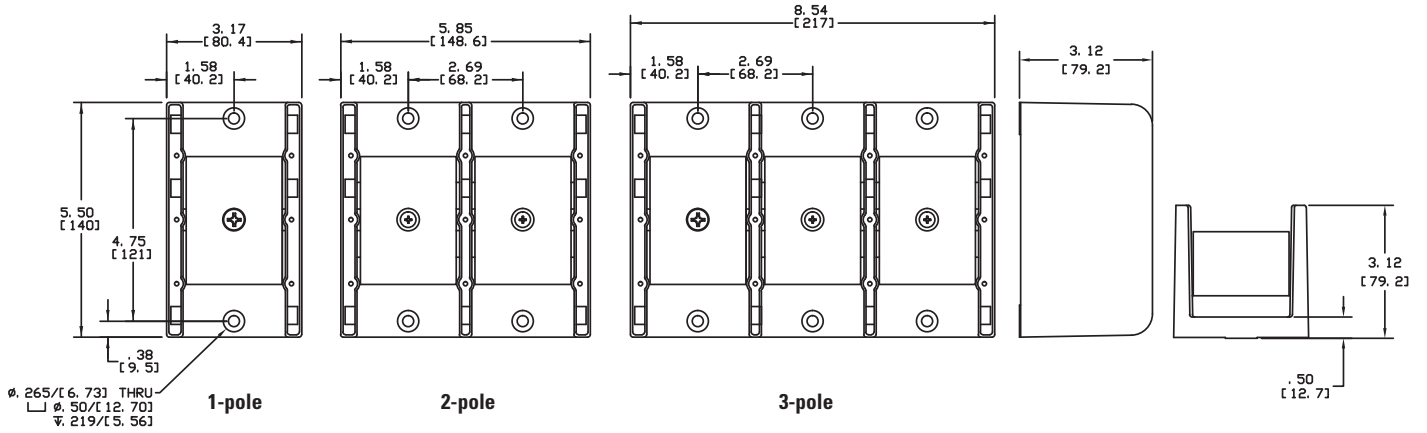


Figure 8

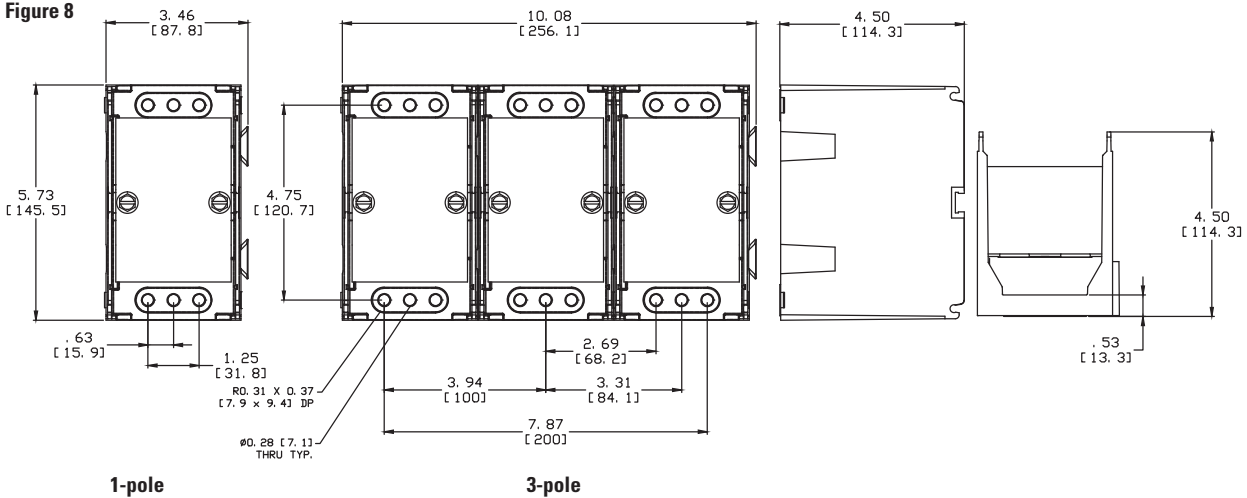
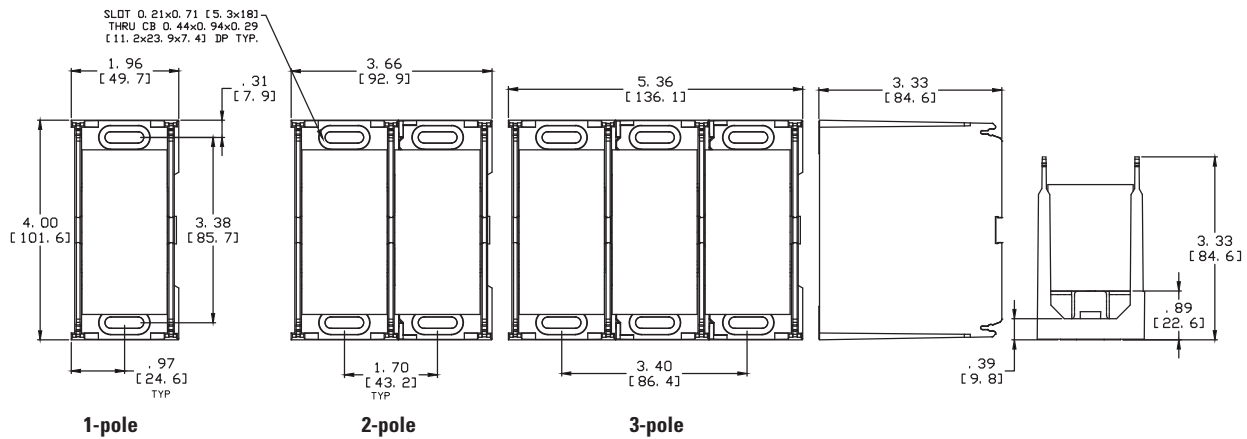


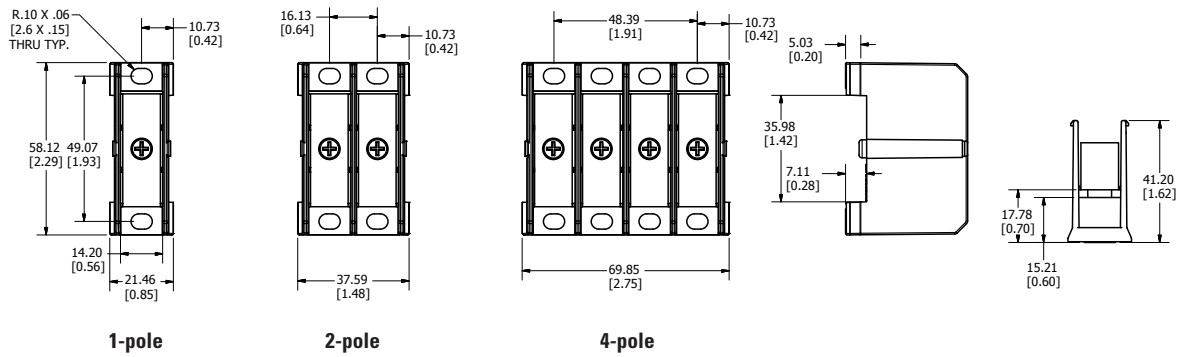
Figure 9



POWR-BLOKS

Distribution Block and Splicer Block Outline Drawings Dimensions Inches (mm)

Figure 10



Disclaimer Notice – Information furnished is believed to be accurate and reliable. However, users should independently evaluate the suitability of and test each product selected for their own applications. Littelfuse products are not designed for, and may not be used in, all applications. Read complete Disclaimer Notice at www.littelfuse.com/product-disclaimer.