




**PASS & SEYMOUR®**  
 Industrial Spec Grade Turnlok® Locking Devices  
 3 Wire 15, 20 & 30A; 125 & 250V, 277VAC

**PSL515, CRL515, PSL615, PSL715, L520, CRL520, L620, CRL620, L720, L530, CRL530, L630, CRL630, L730**

**Tough enough for industrial environments.**

Every component of these durable Turnlok locking plugs and connectors are built to offer the lowest installed cost with maximum durability. Quick-thread assembly screws install four times faster than competitive product and backed-out screws come ready-to-wire. The rugged easy-to-grip nylon housing, clear thermoplastic terminal chambers as well as high-strength brass alloy blades and contacts combine to give Legrand the premium selection of P&S Turnlok plugs and connectors.



**FEATURES & BENEFITS**

**Rounded back contour** reduces snags and hang-ups on the job site.

**Visible stamped NEMA configuration and device rating.**

**Raised ribs** provide non-slip gripping profile for turning to lock and unlock.

**Double dovetail design** provides superior protection against cord pull-out forces.

**Industrial-strength, brass alloy plug blades** and connector contacts resist heat rise, provide excellent conductivity.

**Scalloped shell design** provides non-slip gripping surface for insertion and withdrawal.

**Quick-thread assembly screws** and cord-grip screws come backed-out, ready-to-wire. Installs four times faster.

**Impact- and corrosion-resistant** durable nylon 6/6 shell material.

**New-design external cord grips** provide visible assurance of safe and proper cord retention.

**Integral flexible rubber cord grommet** conforms to and seals around SO cord to provide protection from oils, water, or chips entering wiring chamber.

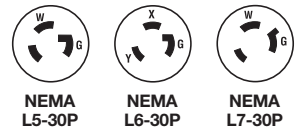
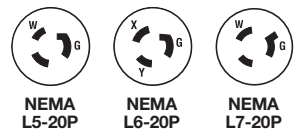
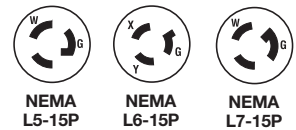
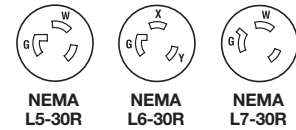
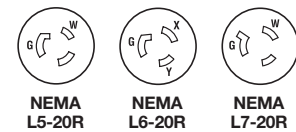
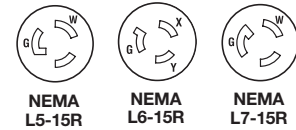
**L630C & L630P**

**FIELD USES/VERTICAL MARKETS**

- Industrial
- Health Care
- Education
- Institutional
- Retail
- Office
- Hospitality/Lodging

**ORDERING INFORMATION**

Catalog Number	Rating A. V.	Description/Color	Cord Diameter	NEMA Config. No.
<b>Connectors IP20 Suitability</b>				
<b>PSL515-C</b>	15 125	Black Back, White Front Body	.230"-.720"	L5-15R
<b>CRL515-C</b>	15 125	Corrosion-Resistant Yellow Back, White Front Body	.230"-.720"	L5-15R
<b>PSL615-C</b>	15 250	Black Back, White Front Body	.230"-.720"	L6-15R
<b>PSL715-C</b>	15 277*	Black Back, White Front Body	.230"-.720"	L7-15R
<b>L520-C</b>	20 125	Black Back, White Front Body	.750"-1.150"	L5-20R
<b>L520-CBK</b>	20 125	Black Back, Black Front Body	.750"-1.150"	L5-20R
<b>CRL520-C</b>	20 125	Corrosion-Resistant, Yellow Back, White Front Body	.750"-1.150"	L5-20R
<b>L620-C</b>	20 250	Black Back, White Front Body	.750"-1.150"	L6-20R
<b>CRL620-C</b>	20 250	Corrosion-Resistant, Yellow Back, White Front Body	.750"-1.150"	L6-20R
<b>L720-C</b>	20 277*	Black Back, White Front Body	.750"-1.150"	L7-20R
<b>L530-C</b>	30 125	Black Back, White Front Body	.750"-1.150"	L5-30R
<b>L530-CBK</b>	30 125	Black Back, Black Front Body	.750"-1.150"	L5-30R
<b>CRL530-C</b>	30 125	Corrosion-Resistant, Yellow Back, White Front Body	.750"-1.150"	L5-30R
<b>L630-C</b>	30 250	Black Back, White Front Body	.750"-1.150"	L6-30R
<b>CRL630-C</b>	30 250	Corrosion-Resistant, Yellow Back, White Front Body	.750"-1.150"	L6-30R
<b>L730-C</b>	30 277*	Black Back, White Front Body	.750"-1.150"	L7-30R
<b>Plugs IP20 Suitability</b>				
<b>PSL515-P</b>	15 125	Black Back, White Front Body	.230"-.720"	L5-15P
<b>CRL515-P</b>	15 125	Corrosion-Resistant, Yellow Back, White Front Body	.230"-.720"	L5-15P
<b>PSL615-P</b>	15 250	Black Back, White Front Body	.230"-.720"	L6-15P
<b>PSL715-P</b>	15 277*	Black Back, White Front Body	.230"-.720"	L7-15P
<b>L520-P</b>	20 125	Black Back, White Front Body	.225"-1.150"	L5-20P
<b>L520-PBK</b>	20 125	Black Back, Black Front Body	.225"-1.150"	L5-20P
<b>CRL520-P</b>	20 125	Corrosion-Resistant, Yellow Back, White Front Body	.225"-1.150"	L5-20P
<b>L620-P</b>	20 250	Black Back, White Front Body	.225"-1.150"	L6-20P
<b>CRL620-P</b>	20 250	Corrosion-Resistant, Yellow Back, White Front Body	.225"-1.150"	L6-20P
<b>L720-P</b>	20 277*	Black Back, White Front Body	.225"-1.150"	L7-20P
<b>L530-P</b>	30 125	Black Back, White Front Body	.225"-1.150"	L5-30P
<b>L530-PBK</b>	30 125	Black Back, Black Front Body	.225"-1.150"	L5-30P
<b>CRL530-P</b>	30 125	Corrosion-Resistant, Yellow Back, White Front Body	.225"-1.150"	L5-30P
<b>L630-P</b>	30 250	Black Back, White Front Body	.225"-1.150"	L6-30P
<b>CRL630-P</b>	30 250	Corrosion-Resistant, Yellow Back, White Front Body	.225"-1.150"	L6-30P
<b>L730-P</b>	30 277*	Black Back, White Front Body	.225"-1.150"	L7-30P



\*AC only.

For more information on these and other P&amp;S products refer to our Catalog or visit our web site.

## Industrial Spec Grade Turnlok® Locking Devices 3 Wire 15, 20 & 30A; 125 & 250V, 277VAC

### TECHNICAL SPECIFICATIONS

#### 3rd Party Compliance

UL Listed, File Number E146159, Standard UL498, Attachment Plugs and Receptacles.  
Federal Specification WC596.  
CSA Certified, File Number LR1765, Standard CSA-C22.2 No. 42, General Use Receptacles and Attachment Plugs.  
Conforms to NEMA WD-1.

#### Performance

##### Electrical

Dielectric Withstand Voltage	15A = 1600V minimum, 20 & 30A = 2200V minimum
Maximum Working Voltage	15A = 277VAC, 20 & 30A = 600VAC
Current Interrupting	Certified for current interrupting at full-rated current
Temperature Rise	30°C maximum after 50 cycles at 150% rated current

##### Mechanical


Cord Accommodations	Round portable service cords of diameters in accordance with the device rating as defined in UL62
Cord Grip Accommodations	15A = .230"-.720" diameter, 20 & 30A = .225"-1.150" diameter
Terminal Identification	15A = Green = Ground, White = Neutral, Brass = Hot 20 & 30A = "GR" and Green color = Ground, "WH" and White color = Neutral, "X", "Y", "Z" = Hot
Terminal Accommodation	15A = #18 AWG min. - #10 AWG max. 20A = #18 AWG min. - #8 AWG max. 30A = #18 AWG min. - #6 AWG max.
Product Identification	Amperage, Voltage, 3rd Party Compliance, NEMA Configuration hot stamped onto device

##### Environmental


Flammability	UL94 V2
Operating Temperature	Maximum continuous +75°C, minimum -40°C without impact

#### Materials


	Standard	Corrosion-Resistant
Back Body	Nylon	Nylon
Front Body	Nylon	Nylon
Terminal Chamber	Polycarbonate	Polycarbonate
Cord Clamp	Nylon	Nylon
* Dust Cover	Kraton	Kraton
Plug Blades	15 & 20A = Brass 30A = Tin-Plated Brass	15 & 20A = Nickel-Plated Brass 30A = Tin-Plated Brass
Connector Contacts	15 & 20A = Brass 30A = Tin-Plated Brass	15 & 20A = Nickel-Plated Brass 30A = Tin-Plated Brass
Terminal Clamp	15A = Zinc-Plated Steel 20A = Nickel-Plated Steel 30A = Brass	15A = Nickel-Plated Steel 20A = Nickel-Plated Steel 30A = Nickel-Plated Brass
Terminal Screws	15A = Nickel- or Brass-Plated Steel 20 & 30A = Brass	15A = Nickel-Plated Steel 20 & 30A = Nickel-Plated Brass
Ground Screws	15A = Nickel-Plated Steel 20 & 30A = Brass	15A = Nickel-Plated Steel 20 & 30A = Nickel-Plated Brass
Cord Clamp Screws	Nickel-Plated Steel	Nickel-Plated Steel
Assembly Screws	Nickel-Plated Steel	Nickel-Plated Steel




Dimensions for  
15 Amp Plug



Dimensions for  
15 Amp Connector



Dimensions for  
20 & 30 Amp Plug



Dimensions for  
20 & 30 Amp Connector

\*Dust Cover available only in 20 & 30 Amp Plugs & Connectors.

#### Warranty

1 Year



Download this product's PEP ecopassport<sup>®</sup> environmental product declaration at [www.legrand.us/resources-and-downloads](http://www.legrand.us/resources-and-downloads). This declaration conforms with ISO 14025 and 14040 and is in alignment with EN 15804.

## NOTES

### ALSO AVAILABLE...

- USB Charging Devices
- Hospital Grade Devices
- PlugTail™ Devices
- Switches
- Straight Blade Receptacles
- Lighting & Fan Controls
- Weatherproof Boxes & Covers
- Wall Plates
- Flexcor® Wire Mesh Grips
- Configurable Solutions
- GFCIs



#### Electrical Wiring Systems

P.O. Box 4822  
Syracuse, NY 13221-4822  
Phone: 1.800.776.4035  
[www.legrand.us/passandseymour](http://www.legrand.us/passandseymour)  
570 Applewood Crescent  
Vaughan, Ontario L4K 4B4  
Phone: 905.738.9195  
[www.legrand.ca](http://www.legrand.ca)






**PASS & SEYMOUR®**  
 Industrial Spec Grade Turnlok® Locking Devices  
 3 Wire 15, 20 & 30A; 125 & 250V, 277VAC

**PSL515, CRL515, PSL615, PSL715, L520, CRL520, L620, CRL620, L720, L530, CRL530, L630, CRL630, L730**

**Tough enough for industrial environments.**

Every component of these durable Turnlok locking plugs and connectors are built to offer the lowest installed cost with maximum durability. Quick-thread assembly screws install four times faster than competitive product and backed-out screws come ready-to-wire. The rugged easy-to-grip nylon housing, clear thermoplastic terminal chambers as well as high-strength brass alloy blades and contacts combine to give Legrand the premium selection of P&S Turnlok plugs and connectors.



**FEATURES & BENEFITS**

**Rounded back contour** reduces snags and hang-ups on the job site.

**Visible stamped NEMA configuration and device rating.**

**Raised ribs** provide non-slip gripping profile for turning to lock and unlock.

**Double dovetail design** provides superior protection against cord pull-out forces.

**Industrial-strength, brass alloy plug blades** and connector contacts resist heat rise, provide excellent conductivity.

**Scalloped shell design** provides non-slip gripping surface for insertion and withdrawal.

**Quick-thread assembly screws** and cord-grip screws come backed-out, ready-to-wire. Installs four times faster.

**Impact- and corrosion-resistant** durable nylon 6/6 shell material.

**New-design external cord grips** provide visible assurance of safe and proper cord retention.

**Integral flexible rubber cord grommet** conforms to and seals around SO cord to provide protection from oils, water, or chips entering wiring chamber.

**L630C & L630P**

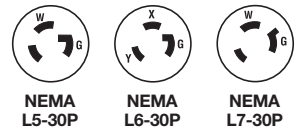
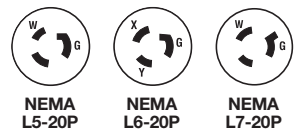
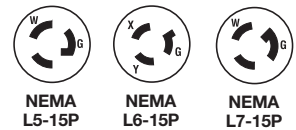
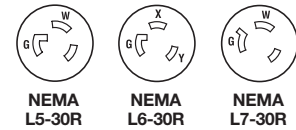
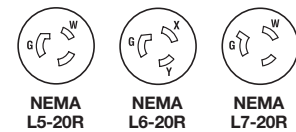
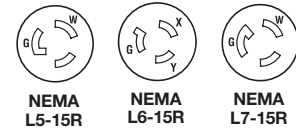
**FIELD USES/VERTICAL MARKETS**

- Industrial
- Health Care
- Education
- Institutional
- Retail
- Office
- Hospitality/Lodging



**ORDERING INFORMATION**

Catalog Number	Rating A. V.	Description/Color	Cord Diameter	NEMA Config. No.
<b>Connectors IP20 Suitability</b>				
<b>PSL515-C</b>	15 125	Black Back, White Front Body	.230"-.720"	L5-15R
<b>CRL515-C</b>	15 125	Corrosion-Resistant Yellow Back, White Front Body	.230"-.720"	L5-15R
<b>PSL615-C</b>	15 250	Black Back, White Front Body	.230"-.720"	L6-15R
<b>PSL715-C</b>	15 277*	Black Back, White Front Body	.230"-.720"	L7-15R
<b>L520-C</b>	20 125	Black Back, White Front Body	.750"-1.150"	L5-20R
<b>L520-CBK</b>	20 125	Black Back, Black Front Body	.750"-1.150"	L5-20R
<b>CRL520-C</b>	20 125	Corrosion-Resistant, Yellow Back, White Front Body	.750"-1.150"	L5-20R
<b>L620-C</b>	20 250	Black Back, White Front Body	.750"-1.150"	L6-20R
<b>CRL620-C</b>	20 250	Corrosion-Resistant, Yellow Back, White Front Body	.750"-1.150"	L6-20R
<b>L720-C</b>	20 277*	Black Back, White Front Body	.750"-1.150"	L7-20R
<b>L530-C</b>	30 125	Black Back, White Front Body	.750"-1.150"	L5-30R
<b>L530-CBK</b>	30 125	Black Back, Black Front Body	.750"-1.150"	L5-30R
<b>CRL530-C</b>	30 125	Corrosion-Resistant, Yellow Back, White Front Body	.750"-1.150"	L5-30R
<b>L630-C</b>	30 250	Black Back, White Front Body	.750"-1.150"	L6-30R
<b>CRL630-C</b>	30 250	Corrosion-Resistant, Yellow Back, White Front Body	.750"-1.150"	L6-30R
<b>L730-C</b>	30 277*	Black Back, White Front Body	.750"-1.150"	L7-30R
<b>Plugs IP20 Suitability</b>				
<b>PSL515-P</b>	15 125	Black Back, White Front Body	.230"-.720"	L5-15P
<b>CRL515-P</b>	15 125	Corrosion-Resistant, Yellow Back, White Front Body	.230"-.720"	L5-15P
<b>PSL615-P</b>	15 250	Black Back, White Front Body	.230"-.720"	L6-15P
<b>PSL715-P</b>	15 277*	Black Back, White Front Body	.230"-.720"	L7-15P
<b>L520-P</b>	20 125	Black Back, White Front Body	.225"-1.150"	L5-20P
<b>L520-PBK</b>	20 125	Black Back, Black Front Body	.225"-1.150"	L5-20P
<b>CRL520-P</b>	20 125	Corrosion-Resistant, Yellow Back, White Front Body	.225"-1.150"	L5-20P
<b>L620-P</b>	20 250	Black Back, White Front Body	.225"-1.150"	L6-20P
<b>CRL620-P</b>	20 250	Corrosion-Resistant, Yellow Back, White Front Body	.225"-1.150"	L6-20P
<b>L720-P</b>	20 277*	Black Back, White Front Body	.225"-1.150"	L7-20P
<b>L530-P</b>	30 125	Black Back, White Front Body	.225"-1.150"	L5-30P
<b>L530-PBK</b>	30 125	Black Back, Black Front Body	.225"-1.150"	L5-30P
<b>CRL530-P</b>	30 125	Corrosion-Resistant, Yellow Back, White Front Body	.225"-1.150"	L5-30P
<b>L630-P</b>	30 250	Black Back, White Front Body	.225"-1.150"	L6-30P
<b>CRL630-P</b>	30 250	Corrosion-Resistant, Yellow Back, White Front Body	.225"-1.150"	L6-30P
<b>L730-P</b>	30 277*	Black Back, White Front Body	.225"-1.150"	L7-30P



\*AC only.

For more information on these and other P&amp;S products refer to our Catalog or visit our web site.

## Industrial Spec Grade Turnlok® Locking Devices 3 Wire 15, 20 & 30A; 125 & 250V, 277VAC

### TECHNICAL SPECIFICATIONS

#### 3rd Party Compliance

UL Listed, File Number E146159, Standard UL498, Attachment Plugs and Receptacles.  
Federal Specification WC596.  
CSA Certified, File Number LR1765, Standard CSA-C22.2 No. 42, General Use Receptacles and Attachment Plugs.  
Conforms to NEMA WD-1.

#### Performance

##### Electrical

Dielectric Withstand Voltage	15A = 1600V minimum, 20 & 30A = 2200V minimum
Maximum Working Voltage	15A = 277VAC, 20 & 30A = 600VAC
Current Interrupting	Certified for current interrupting at full-rated current
Temperature Rise	30°C maximum after 50 cycles at 150% rated current

##### Mechanical


Cord Accommodations	Round portable service cords of diameters in accordance with the device rating as defined in UL62
Cord Grip Accommodations	15A = .230"-.720" diameter, 20 & 30A = .225"-1.150" diameter
Terminal Identification	15A = Green = Ground, White = Neutral, Brass = Hot 20 & 30A = "GR" and Green color = Ground, "WH" and White color = Neutral, "X", "Y", "Z" = Hot
Terminal Accommodation	15A = #18 AWG min. - #10 AWG max. 20A = #18 AWG min. - #8 AWG max. 30A = #18 AWG min. - #6 AWG max.
Product Identification	Amperage, Voltage, 3rd Party Compliance, NEMA Configuration hot stamped onto device

##### Environmental


Flammability	UL94 V2
Operating Temperature	Maximum continuous +75°C, minimum -40°C without impact

#### Materials


	Standard	Corrosion-Resistant
Back Body	Nylon	Nylon
Front Body	Nylon	Nylon
Terminal Chamber	Polycarbonate	Polycarbonate
Cord Clamp	Nylon	Nylon
* Dust Cover	Kraton	Kraton
Plug Blades	15 & 20A = Brass 30A = Tin-Plated Brass	15 & 20A = Nickel-Plated Brass 30A = Tin-Plated Brass
Connector Contacts	15 & 20A = Brass 30A = Tin-Plated Brass	15 & 20A = Nickel-Plated Brass 30A = Tin-Plated Brass
Terminal Clamp	15A = Zinc-Plated Steel 20A = Nickel-Plated Steel 30A = Brass	15A = Nickel-Plated Steel 20A = Nickel-Plated Steel 30A = Nickel-Plated Brass
Terminal Screws	15A = Nickel- or Brass-Plated Steel 20 & 30A = Brass	15A = Nickel-Plated Steel 20 & 30A = Nickel-Plated Brass
Ground Screws	15A = Nickel-Plated Steel 20 & 30A = Brass	15A = Nickel-Plated Steel 20 & 30A = Nickel-Plated Brass
Cord Clamp Screws	Nickel-Plated Steel	Nickel-Plated Steel
Assembly Screws	Nickel-Plated Steel	Nickel-Plated Steel




Dimensions for  
15 Amp Plug



Dimensions for  
15 Amp Connector



Dimensions for  
20 & 30 Amp Plug



Dimensions for  
20 & 30 Amp Connector

\*Dust Cover available only in 20 & 30 Amp Plugs & Connectors.

#### Warranty

1 Year



Download this product's PEP ecopassport® environmental product declaration at [www.legrand.us/resources-and-downloads](http://www.legrand.us/resources-and-downloads). This declaration conforms with ISO 14025 and 14040 and is in alignment with EN 15804.

ALSO AVAILABLE...

- USB Charging Devices
- Hospital Grade Devices
- PlugTail™ Devices
- Switches
- Straight Blade Receptacles
- Lighting & Fan Controls
- Weatherproof Boxes & Covers
- Wall Plates
- Flexcor® Wire Mesh Grips
- Configurable Solutions
- GFCIs



**Electrical Wiring Systems**

P.O. Box 4822  
Syracuse, NY 13221-4822  
Phone: 1.800.776.4035  
[www.legrand.us/passandseymour](http://www.legrand.us/passandseymour)  
570 Applewood Crescent  
Vaughan, Ontario L4K 4B4  
Phone: 905.738.9195  
[www.legrand.ca](http://www.legrand.ca)

