

KT-LED40PST8-D48G-8CSJ-D2

T8 LED LAMP

DESCRIPTION

T8 LED | 8 ft | Power Select | Color Select | 120-277V Input | 80+ CRI | High Efficiency | FA8 (Single Pin) or R17d Base Type



| |
|---|
| LAMP TYPE: Linear |
| BULB TYPE: T8 |
| BASE TYPE: Interchangeable Fa8 (Single Pin) and R17d |
| WATTAGE: 24/32/40W Power Selectable |
| COLOR TEMPERATURE: 30/35/40/50/6500K Selectable |
| COLOR RENDERING INDEX (CRI): >80 |
| WARRANTY: 10 Year Limited |



PRODUCT FEATURES

- Keystone Power Select technology (see Performance Specifications for details)
- Keystone Color Select technology (30/35/40/50/6500K)
- Includes Both Fa8 (Single-Pin) and R17d Base Types
- Replacement for conventional T8/T12 8-foot, single-pin fluorescent lamp
- Double-ended line voltage wiring: Connect power to each end for simplified installation
- 50,000+ Hour Lifetime
- Approximately 50% more energy efficient than standard F96T12 lamps
- NSF listed: NSF/ANSI Standard 2: Food equipment, splash zone (component level—not for direct food zone without additional fixture considerations)
- Compatible with KT-EMRG-LED-12-1200-AC and KT-EMRG-LED-12-1200-AC /DF LED emergency back ups
- Two-Piece Construction makes transportation and storage easier, while reducing risk of breakage
- Includes Support Clip to be installed with the lamps to prevent any lamp sagging or twisting
- Frosted Lens Eliminates Pixelation
- Integral Driver (Isolated): Eliminates the need for external driver or ballast
- 130+ Lumens per Watt
- Instant Startup
- Not rated for use in Vapor Tight style fixtures
- Lamp is dimmable when used with an appropriate dimming accessory (purchased separately). Contact Keystone for more details to find out what is best for the intended application.

ELECTRICAL AND PERFORMANCE SPECIFICATIONS

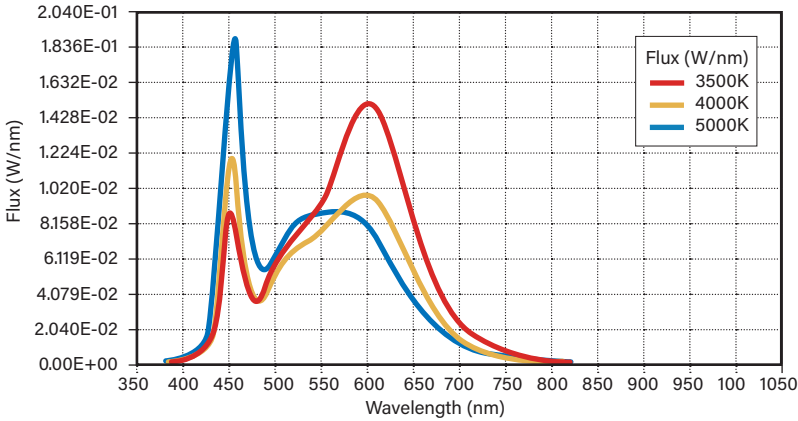
| Catalog Number | Selectable Wattage | Selectable CCT | Lumens | Efficacy | Input Voltage | Input Current | Beam Angle | Power Factor | CRI | Rated Life |
|---------------------------|--------------------|----------------|--------|----------|---------------|----------------------------|------------|--------------|-----|-----------------------|
| KT-LED40PST8-D48G-8CSJ-D2 | 40W | 3000K | 5,200 | 130 lm/W | 120-277Vac | 0.33 @ 120V 0.14 @ 277V | 210° | >0.9 | >80 | L70 (Hours) 50,000 |
| | | 3500K | 5,200 | 130 lm/W | | | | | | |
| | | 4000K | 5,500 | 138 lm/W | | | | | | |
| | | 5000K | 5,500 | 138 lm/W | | | | | | |
| | | 6500K | 5,500 | 138 lm/W | | | | | | |
| | 32W | 3000K | 4,200 | 131 lm/W | | 0.27 @ 120V 0.12 @ 277V | | | | |
| | | 3500K | 4,200 | 131 lm/W | | | | | | |
| | | 4000K | 4,400 | 138 lm/W | | | | | | |
| | | 5000K | 4,400 | 138 lm/W | | | | | | |
| | | 6500K | 4,400 | 138 lm/W | | | | | | |
| | 24W | 3000K | 3,300 | 138 lm/W | | 0.20 @ 120V 0.09 @ 277V | | | | |
| | | 3500K | 3,300 | 138 lm/W | | | | | | |
| | | 4000K | 3,500 | 146 lm/W | | | | | | |
| | | 5000K | 3,500 | 146 lm/W | | | | | | |
| | | 6500K | 3,500 | 146 lm/W | | | | | | |

KT-LED40PST8-D48G-8CSJ-D2

T8 LED LAMP

PHOTOMETRIC SPECIFICATIONS

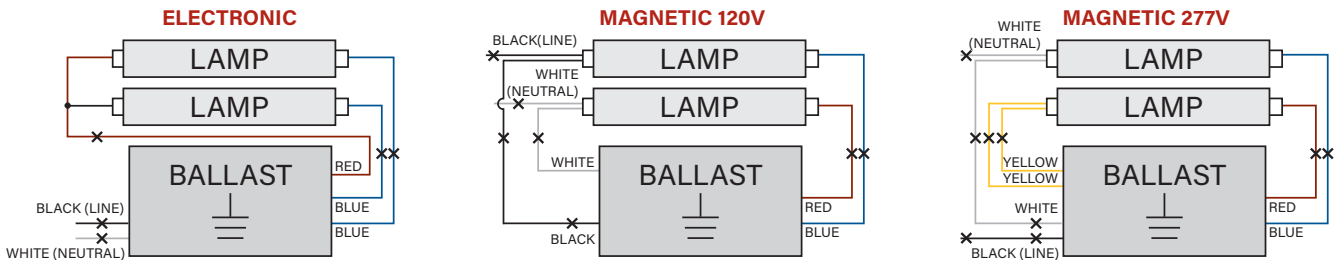
SPECTRAL DISTRIBUTION



WIRING DIAGRAMS

1. Identify ballast configuration as shown below and cut all wires connected to the ballast accordingly.

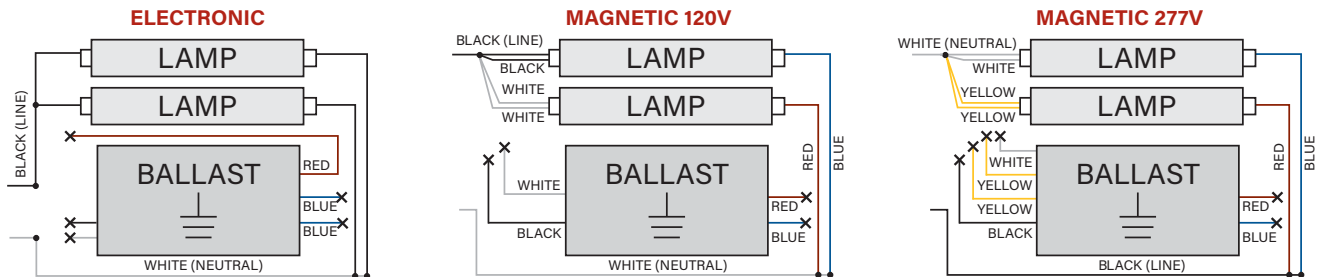
Typical Ballast Configurations:

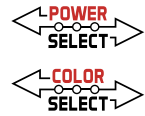


2. Confirm that the lampholders in the fixture are single-pin Fa8 lampholders. These DirectDrive LED tubes require single-pin Fa8 lampholders.

3. Rewire the fixture using existing lampholders as shown below according to the original ballast wiring configuration.

Typical Ballast Configurations:





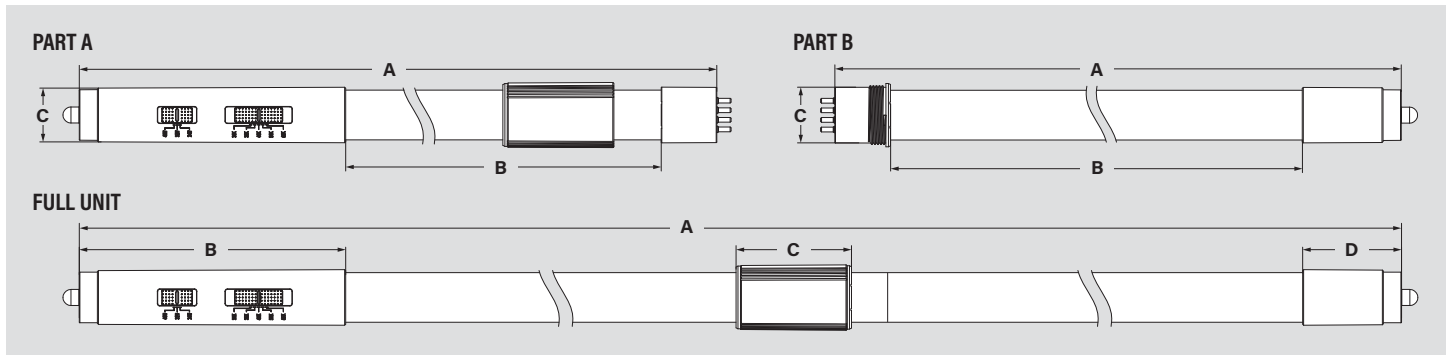
KT-LED40PST8-D48G-8CSJ-D2

T8 LED LAMP

ENVIRONMENTAL SPECIFICATIONS

| | |
|-----------------------|--|
| UL Location Rating | Damp |
| Operating Temperature | -20°C/-4°F to 45°C/113°F |
| Storage Temperature | -40°C/-40°F to 85°C/185°F |
| Enclosure Rating | Not suitable for totally enclosed fixtures |

PHYSICAL SPECIFICATIONS



PART A

| | |
|------------------------|--------|
| A (Body Length) | 46.60" |
| B (Illuminated Length) | 40.23" |
| C (End Cap Diameter) | 1.08" |

PART B

| | |
|------------------------|--------|
| A (Body Length) | 46.60" |
| B (Illuminated Length) | 43.59" |
| C (End Cap Diameter) | 1.08" |

FULL UNIT

| | |
|-----------------------------|--------|
| A (Body Length) | 93.20" |
| B (Controls End Cap Length) | 5.20" |
| C (Connector Collar Length) | 2.28" |
| D (End Cap Length) | 1.93" |

NOMINAL LENGTH: 96"
BASE TYPE: FA8 (Single Pin) or HO/R17d

ORDERING INFORMATION

| ORDER CODE | PACK QTY. | UPC | EASY CODE | DLC PRODUCT ID |
|---------------------------|-----------|--------------|-----------|----------------|
| KT-LED40PST8-D48G-8CSJ-D2 | 10 | 843654162973 | SWX-82 | S-18NG7Q |

CATALOG NUMBER BREAKDOWN

KT-LED40PST8-D48G-8CSJ-D2

| 1 | 2 | 3 | 4 | 5 | 6 | 7 | 8 | 9 | 10 | 11 | 12 |
|-------------------------|------------|-------------------|----------------|-------------|--------|---------------------------|---------|-------|-----------------|-----------------------------|------------------------|
| 1 Keystone Technologies | 2 LED Lamp | 3 Nominal Wattage | 4 Power Select | 5 Lamp Type | 6 Dual | 7 Nominal Length (Inches) | 8 Glass | 9 CRI | 10 Color Select | 11 COLOR SELECT DESIGNATION | 12 Double Ended Wiring |
| | | | | | | | | 8 >80 | | J 3000/3500/4000/5000/6500K | |