



KT-LED36HID-E26-850-D /G3

HID REPLACEMENT LED LAMP

DESCRIPTION

36W HID Replacement LED Lamp | 5000K | >80 CRI | IP64 Rated



LAMP TYPE: HID Replacement LED

BASE TYPE: E26 (Medium)

WATTAGE: 36W

COLOR TEMPERATURE: 5000K

METAL HALIDE EQUIVALENT: 150W

COLOR RENDERING INDEX (CRI): >80

WARRANTY: 5 Years

PRODUCT FEATURES

- Replacement for conventional metal halide lamp
- 50,000+ hour lifetime
- Environmentally friendly: No mercury used
- Instant startup
- UL listed
- Suitable for use in fully enclosed fixture. Minimum lamp compartment dimensions: 8in x 8in x 9in
- Operating temperature: -40°C/-40°F to 60°C/140°F
- Integral driver, eliminates the need for external driver or ballast; includes 4kV surge protection
- IP64 rated; integrated heat sink quickly dissipates heat and guides water intrusion out of the lamp
- Do not use with standard dimmers. Not compatible with phase dimmers. Dimming functions with sensors only

OPERATING SPECIFICATIONS

ELECTRICAL CHARACTERISTICS

Input Voltage	Power Consumption	Power Factor	Input Current
120-277Vac	36W	>0.9	0.30A @ 120V 0.13A @ 277V

PHOTOMETRIC CHARACTERISTICS

Color Temperature (CCT)	5000K
Luminous Flux	5400 lm
Color Rendering Index (CRI)	>80
Efficacy	150 lm/W
Visible Light Area	360°

SMART PORT

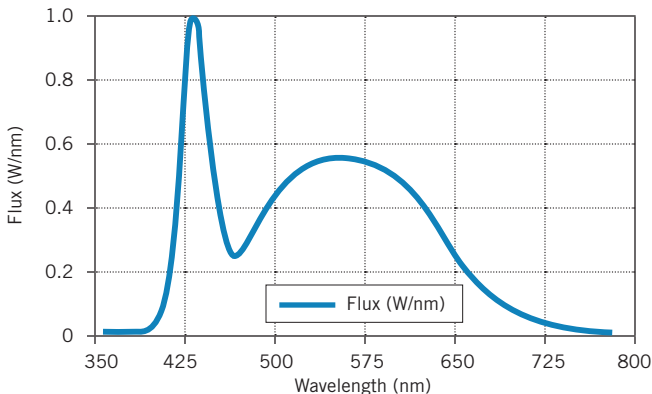


On the top of the lamp is a low-voltage AUX port for lamp level sensor controls which are coming soon, Q2+ 2019.

RATED LIFE

L70 (Hours)	50,000
-------------	--------

SPECTRAL DISTRIBUTION



LUX DISTANCE CURVE

Flux Out: 599.2 lm

Height	Eavg, Emax	Angle: 90°	Diameter
1 m	190.7, 230.9 lx		200.00 cm
2 m	47.68, 57.72 lx		400.00 cm
3 m	21.19, 25.65 lx		600.00 cm
4 m	11.92, 14.43 lx		800.00 cm
5 m	7.629, 9.235 lx		1000.00 cm
6 m	5.298, 6.413 lx		1200.00 cm
7 m	3.892, 4.712 lx		1400.00 cm
8 m	2.980, 3.607 lx		1600.00 cm
9 m	2.355, 2.850 lx		1800.00 cm
10 m	1.907, 2.309 lx		2000.00 cm

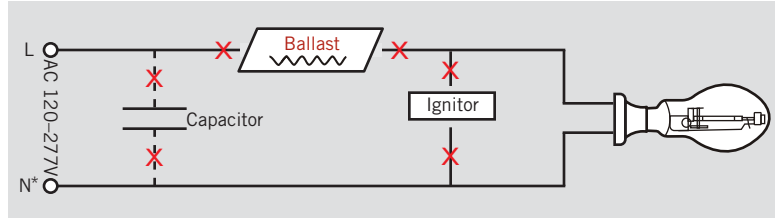
KT-LED36HID-E26-850-D /G3

HID REPLACEMENT LED LAMP

WIRING INSTRUCTIONS


STEP 1

Disconnect power. Disconnect and remove existing ballast, capacitor, and/or ignitor (where applicable) from fixture.




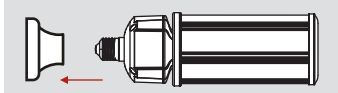
STEP 2

Rewire for line voltage to the lamp socket. Lamp is compatible with 120-277V from single phase, three phase wye, and three phase delta systems.



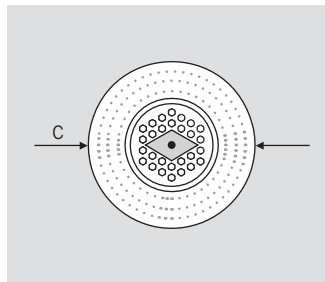
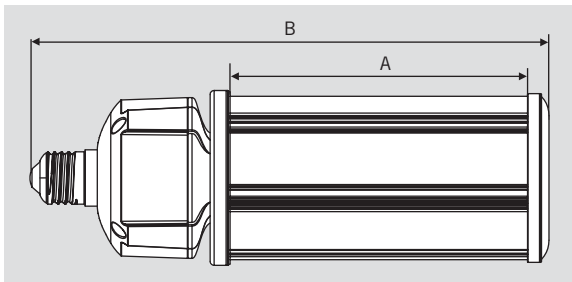
STEP 3

Install new LED replacement lamp. Ensure lamp is operating properly when power is turned on.



*or other line for certain three phase systems such as 120/208 three phase wye systems

PHYSICAL CHARACTERISTICS



LAMP DIMENSIONS

A (Illuminated Length)	5.66"
B (Body Length)	7.95"
C (Diameter)	3.34"

BASE TYPE: E26 (Medium)



KT-LED36HID-E26-850-D /G3

HID REPLACEMENT LED LAMP

ORDERING INFORMATION

ORDER CODE	PACK QTY.	EASY CODE	UPC
KT-LED36HID-E26-850-D /G3-DP	16	UKA-18	843654123028

CATALOG NUMBER BREAKDOWN

KT-LED36HID-E26-850-D /G3-DP

1 2 3 4 5 6 7 8 9 10

- 1 Keystone Technologies
- 2 LED Lamp
- 3 Wattage
- 4 Lamp Type
- 5 Base Type
- 6 800 Series
- 7 Color Temperature
- 8 Direct-Drive Series
- 9 Generation
- 10 Packaging Style