



KT-LED115HID-V-EX39-850-D

HID REPLACEMENT LED LAMP

DESCRIPTION

115W HID Replacement LED Lamp | 5000K | >80 CRI | Vertical Light Direction



LAMP TYPE: HID Replacement LED
BASE TYPE: EX39 (Mogul)
WATTAGE: 115W
COLOR TEMPERATURE: 5000K
METAL HALIDE EQUIVALENT: 400W
COLOR RENDERING INDEX (CRI): >80
WARRANTY: 5 Years



PRODUCT FEATURES

- Replacement for Conventional Metal Halide Lamp
- Non-Dimmable; Do Not Dim
- 50,000+ Hour Lifetime
- Environmentally Friendly: No Mercury Used
- Instant Startup
- UL Listed
- Suitable for Use in Fully Enclosed Fixture
- Integral Driver, Eliminates the Need for External Driver or Ballast; Includes 6V Surge Protection
- Suitable for Use in Enclosed Fixtures
- Efficacy greater than 130 lm/W
- Listed on the DLC QPL
- IP20 Rated
- Operating Temperature: -29°C/-20°F to 60°C/140°F

OPERATING SPECIFICATIONS

ELECTRICAL CHARACTERISTICS

Input Voltage	Power Consumption	Power Factor	Input Current
120-277Vac	115W	>0.9	0.96A @ 120V 0.42A @ 277V

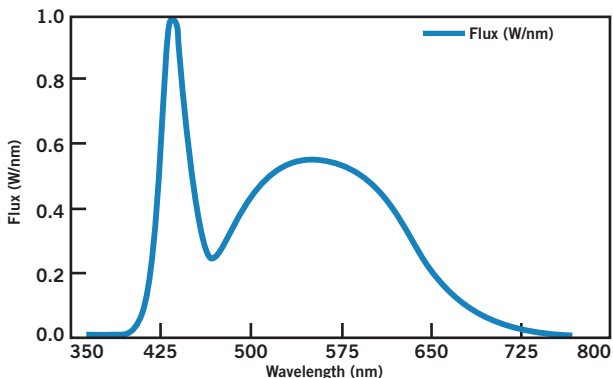
RATED LIFE

L70 (Hours)	50,000
-------------	--------

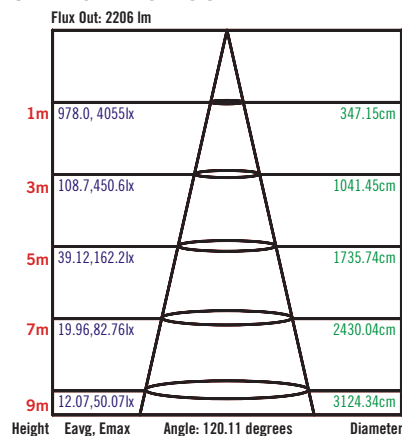
PHOTOMETRIC CHARACTERISTICS

Color Temperature (CCT)	5000K
Luminous Flux	15700 lm
Color Rendering Index (CRI)	>80
Efficacy	137 lm/W
Visible Light Area	180°

SPECTRAL DISTRIBUTION



LUX DISTANCE CURVE

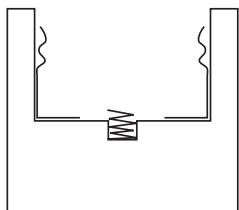


Note: The curves indicate the illuminated area and the average illumination when the luminaire is at a different distance.

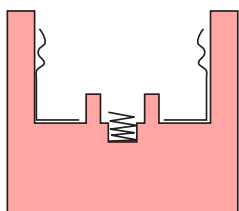


KT-LED115HID-V-EX39-850-D

HID REPLACEMENT LED LAMP



E39 MOGUL SOCKET



EX39 MOGUL SOCKET

EX39-based lamps will work in both E39 and EX39 sockets.

WIRING DIAGRAM

STEP 1

Disconnect power. Disconnect and remove existing ballast, capacitor, and/or ignitor (where applicable) from fixture.

STEP 2

Rewire for line voltage to the lamp socket.

STEP 3

Install new LED replacement lamp. Ensure lamp is operating properly when power is turned on.

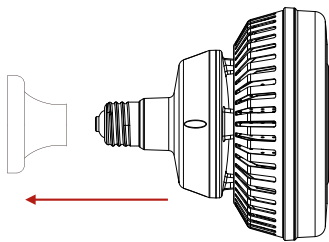


FIGURE 1

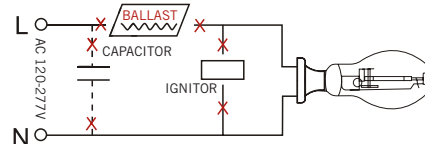


FIGURE 2


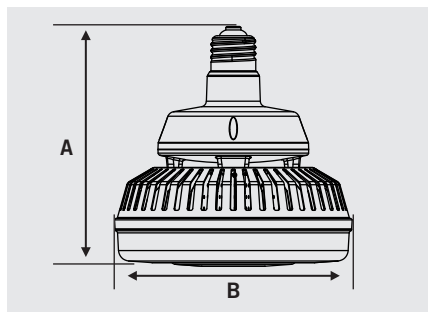


FIGURE 3



PHYSICAL CHARACTERISTICS



LAMP DIMENSIONS

A (Body Length)	8.21"
B (Diameter)	8.07"

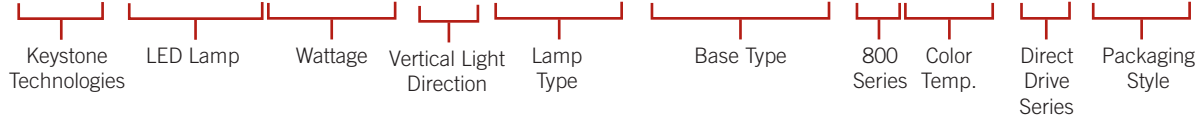
BASE TYPE: EX39 (Mogul)

ORDERING INFORMATION

ORDER CODE	PACKAGING STYLE	PACK QTY.	ITEM STATUS
KT-LED115HID-V-EX39-850-D-DP	Distributor Pack (Individual Cartons)	TBD	Quick Ship

CATALOG NUMBER BREAKDOWN

KT-LED115-V-HID-EX39-850-D-DP





KT-LED115HID-V-EX39-850-D

HID REPLACEMENT LED LAMP

DESCRIPTION

115W HID Replacement LED Lamp | 5000K | >80 CRI | Vertical Light Direction



LAMP TYPE: HID Replacement LED
BASE TYPE: EX39 (Mogul)
WATTAGE: 115W
COLOR TEMPERATURE: 5000K
METAL HALIDE EQUIVALENT: 400W
COLOR RENDERING INDEX (CRI): >80
WARRANTY: 5 Years



PRODUCT FEATURES

- Replacement for Conventional Metal Halide Lamp
- Non-Dimmable; Do Not Dim
- 50,000+ Hour Lifetime
- Environmentally Friendly: No Mercury Used
- Instant Startup
- UL Listed
- Suitable for Use in Fully Enclosed Fixture
- Integral Driver, Eliminates the Need for External Driver or Ballast; Includes 6V Surge Protection
- Suitable for Use in Enclosed Fixtures
- Efficacy greater than 130 lm/W
- Listed on the DLC QPL
- IP20 Rated
- Operating Temperature: -29°C/-20°F to 60°C/140°F

OPERATING SPECIFICATIONS

ELECTRICAL CHARACTERISTICS

Input Voltage	Power Consumption	Power Factor	Input Current
120-277Vac	115W	>0.9	0.96A @ 120V 0.42A @ 277V

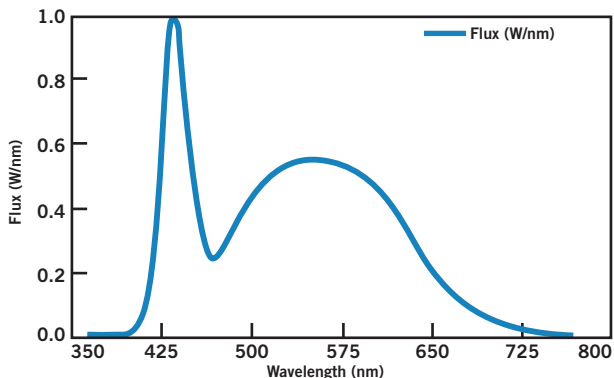
RATED LIFE

L70 (Hours)	50,000
-------------	--------

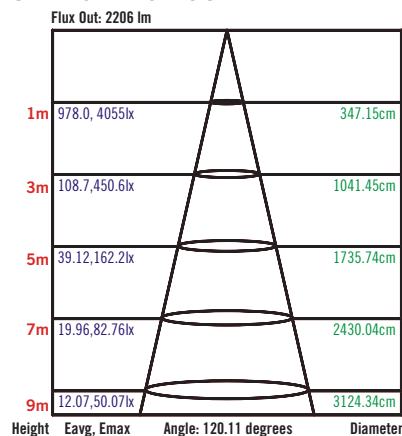
PHOTOMETRIC CHARACTERISTICS

Color Temperature (CCT)	5000K
Luminous Flux	15700 lm
Color Rendering Index (CRI)	>80
Efficacy	137 lm/W
Visible Light Area	180°

SPECTRAL DISTRIBUTION



LUX DISTANCE CURVE

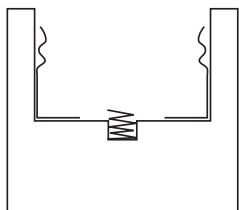


Note: The curves indicate the illuminated area and the average illumination when the luminaire is at a different distance.

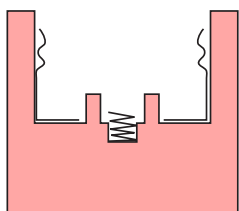


KT-LED115HID-V-EX39-850-D

HID REPLACEMENT LED LAMP



E39 MOGUL SOCKET



EX39 MOGUL SOCKET

EX39-based lamps will work in both E39 and EX39 sockets.

WIRING DIAGRAM

STEP 1

Disconnect power. Disconnect and remove existing ballast, capacitor, and/or ignitor (where applicable) from fixture.

STEP 2

Rewire for line voltage to the lamp socket.

STEP 3

Install new LED replacement lamp. Ensure lamp is operating properly when power is turned on.

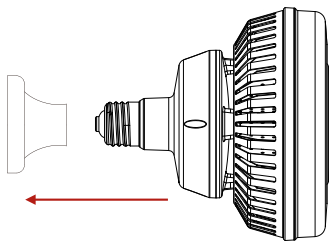


FIGURE 1

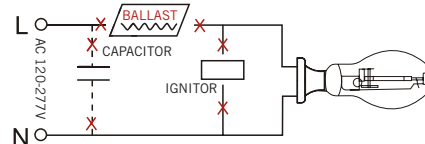


FIGURE 2


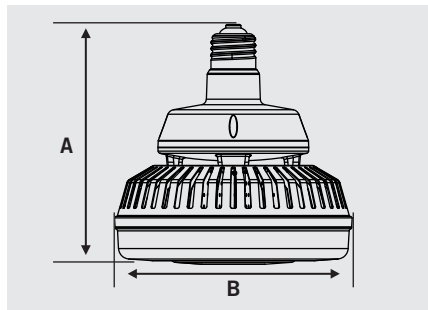


FIGURE 3



PHYSICAL CHARACTERISTICS



LAMP DIMENSIONS

A (Body Length)	8.21"
B (Diameter)	8.07"

BASE TYPE: EX39 (Mogul)

ORDERING INFORMATION

ORDER CODE	PACKAGING STYLE	PACK QTY.	ITEM STATUS
KT-LED115HID-V-EX39-850-D-DP	Distributor Pack (Individual Cartons)	TBD	Quick Ship

CATALOG NUMBER BREAKDOWN

KT-LED115-V-HID-EX39-850-D-DP

