

Undercabinet Lighting | Pro-Series LED

Energy Efficient 2-LED, 4-LED, 6-LED & 8-LED Dimmable Fixtures



Description

The Pro-Series LED modular series with integral electronic driver operates 3000K LEDs for maintenance free 50,000 hour life using 1/6 the energy and virtually no heat when compared to halogen & xenon. Pro-Series LED fixtures are optimized for fast permanent installation, mounting either flush to the rear backsplash or to the front lip of cabinetry to suit project conditions and homeowner preference. Pro-Series LED fixtures are environmentally friendly and contain no harmful mercury.

Listing

UL/C-UL Listed


Features

- Latest generation high output / high efficiency LEDs for maximum reliability and performance
- 3000K color temperature and industry leading color consistency with 2 Step MacAdam Ellipse Binning.
- 70% of initial illumination at end of 50,000 hour rated life—LEDs will not burn out
- Dimmable with most incandescent, magnetic low voltage or electronic low voltage wall box dimmers
- Cool to touch operation with virtually no heat on the cabinet bottom
- No UV or forward projected heat
- Hinged lens captured by spring loaded retention bar cannot accidentally fall out
- Modular design for maximum flexibility and quick installation allows up to 40 fixtures to plug together using the supplied internal straight connector or optional jumper cords
- Rear wireway access cover with flush non-metallic cable clamp and push in electrical connectors facilitate wiring without opening the fixture
- Available in Black, Brushed Bronze, Brushed Silver and Designer White finishes

Finishes



Black



Brushed Bronze



Brushed Silver



Designer White

Ordering Information*

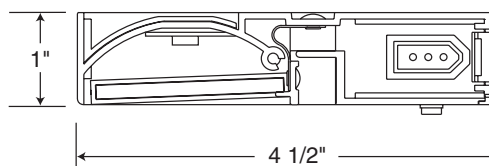
Catalog No.	Description
UPLED09-BL	9-1/2", 2 LEDs, Black
UPLED09-BZ	9-1/2", 2 LEDs, Brushed Bronze
UPLED09-SL	9-1/2", 2 LEDs, Brushed Silver
UPLED09-WH	9-1/2", 2 LEDs, Designer White
UPLED14-BL	14", 4 LEDs, Black
UPLED14-BZ	14", 4 LEDs, Brushed Bronze
UPLED14-SL	14", 4 LEDs, Brushed Silver
UPLED14-WH	14", 4 LEDs, Designer White
UPLED22-BL	22", 6 LEDs, Black
UPLED22-BZ	22", 6 LEDs, Brushed Bronze
UPLED22-SL	22", 6 LEDs, Brushed Silver
UPLED22-WH	22", 6 LEDs, Designer White
UPLED30-BL	30", 8 LEDs, Black
UPLED30-BZ	30", 8 LEDs, Brushed Bronze
UPLED30-SL	30", 8 LEDs, Brushed Silver
UPLED30-WH	30", 8 LEDs, Designer White

*Fixture includes: Mounting hardware
Electrical connector (ULH-CONN)
Joiner connector

Accessories

Catalog No.	Description	
JC3-8-BL	8" Jumper Cord, Black	
JC3-8-WH	8" Jumper Cord, Designer White	
JC3-17-BL	17" Jumper Cord, Black	
JC3-17-WH	17" Jumper Cord, Designer White	
JC3-26-BL	26" Jumper Cord, Black	
JC3-26-WH	26" Jumper Cord, Designer White	
ULH-CONN	3/8" Miniature Die-Cast Electrical Connector	
ULH-CP-BL	6' Cord & Plug, Black	
ULH-CP-WH	6' Cord & Plug, Designer White	
ULH-DWM-BL	Direct Wire Module, Black	
ULH-DWM-WH	Direct Wire Module, Designer White	

Dimensions



Undercabinet Lighting | Pro-Series LED

Energy Efficient 2-LED, 4-LED, 6-LED & 8-LED Dimmable Fixtures



Description

The Pro-Series LED modular series with integral electronic driver operates 3000K LEDs for maintenance free 50,000 hour life using 1/6 the energy and virtually no heat when compared to halogen & xenon. Pro-Series LED fixtures are optimized for fast permanent installation, mounting either flush to the rear backsplash or to the front lip of cabinetry to suit project conditions and homeowner preference. Pro-Series LED fixtures are environmentally friendly and contain no harmful mercury.

Listing

UL/C-UL Listed


Features

- Latest generation high output / high efficiency LEDs for maximum reliability and performance
- 3000K color temperature and industry leading color consistency with 2 Step MacAdam Ellipse Binning.
- 70% of initial illumination at end of 50,000 hour rated life—LEDs will not burn out
- Dimmable with most incandescent, magnetic low voltage or electronic low voltage wall box dimmers
- Cool to touch operation with virtually no heat on the cabinet bottom
- No UV or forward projected heat
- Hinged lens captured by spring loaded retention bar cannot accidentally fall out
- Modular design for maximum flexibility and quick installation allows up to 40 fixtures to plug together using the supplied internal straight connector or optional jumper cords
- Rear wireway access cover with flush non-metallic cable clamp and push in electrical connectors facilitate wiring without opening the fixture
- Available in Black, Brushed Bronze, Brushed Silver and Designer White finishes

Finishes



Black



Brushed Bronze



Brushed Silver



Designer White

Ordering Information*

Catalog No.	Description
UPLED09-BL	9-1/2", 2 LEDs, Black
UPLED09-BZ	9-1/2", 2 LEDs, Brushed Bronze
UPLED09-SL	9-1/2", 2 LEDs, Brushed Silver
UPLED09-WH	9-1/2", 2 LEDs, Designer White
UPLED14-BL	14", 4 LEDs, Black
UPLED14-BZ	14", 4 LEDs, Brushed Bronze
UPLED14-SL	14", 4 LEDs, Brushed Silver
UPLED14-WH	14", 4 LEDs, Designer White
UPLED22-BL	22", 6 LEDs, Black
UPLED22-BZ	22", 6 LEDs, Brushed Bronze
UPLED22-SL	22", 6 LEDs, Brushed Silver
UPLED22-WH	22", 6 LEDs, Designer White
UPLED30-BL	30", 8 LEDs, Black
UPLED30-BZ	30", 8 LEDs, Brushed Bronze
UPLED30-SL	30", 8 LEDs, Brushed Silver
UPLED30-WH	30", 8 LEDs, Designer White

*Fixture includes: Mounting hardware
Electrical connector (ULH-CONN)
Joiner connector

Accessories

Catalog No.	Description	
JC3-8-BL	8" Jumper Cord, Black	
JC3-8-WH	8" Jumper Cord, Designer White	
JC3-17-BL	17" Jumper Cord, Black	
JC3-17-WH	17" Jumper Cord, Designer White	
JC3-26-BL	26" Jumper Cord, Black	
JC3-26-WH	26" Jumper Cord, Designer White	
ULH-CONN	3/8" Miniature Die-Cast Electrical Connector	
ULH-CP-BL	6' Cord & Plug, Black	
ULH-CP-WH	6' Cord & Plug, Designer White	
ULH-DWM-BL	Direct Wire Module, Black	
ULH-DWM-WH	Direct Wire Module, Designer White	

Dimensions

