

W

Technical Specifications - J Series

J

Opaque Cover "W" configuration - 4 cover screws, lift off cover



W Construction

| | |
|----------------------------------|--|
| Material | Hot compression molded fiberglass reinforced polyester (thermoset) |
| Gasket | Poured polyurethane seamless gasket provides watertight, dust-tight environmental seal |
| Pan head screws | Minimized protruding surfaces |
| Stainless Steel Hardware | 300 Series stainless used on all external hardware |
| Molded in Mounting Flange | Molded in flange for ease of mounting. |
| Mounting Bosses | Panel mounting capability for fixed rear panel |
| Metal inserts | Back panel utilizes threaded brass inserts accepting 10-32 screws |
| Soft Edge Design | Rounded edges, minimal protrusions or exposed pocket areas for assembly of dust and debris |
| Cover retention chain | Stainless steel beaded chain for securing cover after lift off |

W Industry Standards

| | |
|----------------------------------|--|
| UL/cUL 50 | File E64358 Type 1, 3R, 4X, 6P, 12 |
| NEMA 250 | Type 1, 3R, 4X, 6P, 12 |
| CSA Std C22.2 | File LR069014 Type 1, 3R, 4X, 6P, 12 |
| Temperature Range | (-76°F to +274°F) (-60°C to +134°C) |
| Flammability Rating | UL94-5V |
| Self Extinguishing | Non-halogenated, non-flame propagating |
| Chemical Resistance | Full chemical resistance charts listed in appendix |
| NFPA No. 101 Flame Spread | Class A (1) |

NOTES:

W Accessories

Back Panels

| | | |
|------------------------|--------|---------------|
| Aluminum | BP__AL | pg. 149 - 150 |
| Fiberglass | BP__FG | pg. 149 - 150 |
| Stainless Steel | BP__SS | pg. 149 - 150 |
| Carbon Steel | BP__CS | pg. 149 - 150 |

Accessories

| | |
|-------------------------------------|---------------|
| Drain & Breather Vents | pg. 144, 146 |
| Hole Plugs | pg. 145 |
| Assorted Hubs and Cord Grips | pg. 145, 148 |
| All Other Accessories | pg. 144 - 159 |

W Modifications

| | |
|-----------------------------|-------------|
| Custom Colors | pg. 12 - 13 |
| Silk Screening | pg. 12 - 13 |
| EMI/RFI Shielding | pg. 12 - 13 |
| Custom Window | pg. 12 - 13 |
| Custom Cutouts/Holes | pg. 12 - 13 |

HW

Technical Specifications - J Series

J

Opaque Cover "HW" configuration - Hinged, 2 cover screws



HW Construction

| | |
|----------------------------------|---|
| Material | Hot compression molded fiberglass reinforced polyester (thermoset). Available standard in Glacier Grey or White |
| Gasket | Poured polyurethane seamless gasket provides watertight, dust-tight environmental seal |
| Pan head screws | Minimized protruding surfaces |
| Stainless Steel Hardware | 300 Series stainless used on all external hardware |
| Molded in Mounting Flange | Molded in flange for ease of mounting. |
| Mounting Bosses | Panel mounting capability for fixed rear panel |
| Metal inserts | Back panel utilizes threaded brass inserts accepting 10-32 screws |
| Soft Edge Design | Rounded edges, minimal protrusions or exposed pocket areas for assembly of dust and debris |
| Color | Available Standard in Glacier Grey or White |

HW Industry Standards

| | |
|----------------------------------|--|
| UL/cUL 50 | File E64358 Type 1, 3R, 4X, 6P, 12 |
| NEMA 250 | Type 1, 3R, 4X, 6P, 12 |
| CSA Std C22.2 | File LR069014 Type 1, 3R, 4X, 6P, 12 |
| Temperature Range | (-76°F to +274°F) (-60°C to +134°C) |
| Flammability Rating | UL94-5V |
| Self Extinguishing | Non-halogenated, non-flame propagating |
| Chemical Resistance | Full chemical resistance charts listed in appendix |
| NFPA No. 101 Flame Spread | Class A (1) |

NOTES:

HW Accessories

Back Panels

| | | |
|------------------------|-------|---------------|
| Aluminum | BP_AL | pg. 149 - 150 |
| Fiberglass | BP_FG | pg. 149 - 150 |
| Stainless Steel | BP_SS | pg. 149 - 150 |
| Carbon Steel | BP_CS | pg. 149 - 150 |

Accessories

| | |
|-------------------------------------|---------------|
| Drain & Breather Vents | pg. 144, 146 |
| Hole Plugs | pg. 145 |
| Assorted Hubs and Cord Grips | pg. 145, 148 |
| All Other Accessories | pg. 144 - 159 |

HW Modifications

| | |
|-----------------------------|-------------|
| Custom Colors | pg. 12 - 13 |
| Silk Screening | pg. 12 - 13 |
| EMI/RFI Shielding | pg. 12 - 13 |
| Custom Window | pg. 12 - 13 |
| Custom Cutouts/Holes | pg. 12 - 13 |

Technical Specifications - J Series

Opaque Cover "HLL" configuration - Hinged, twist latch



HLL Construction

| | |
|----------------------------------|--|
| Material | Hot compression molded fiberglass reinforced polyester (thermoset) |
| Gasket | Poured polyurethane seamless gasket provides watertight, dust-tight environmental seal |
| Pan head screws | Minimized protruding surfaces |
| Stainless Steel Hardware | 300 Series stainless used on all external hardware |
| Molded in Mounting Flange | Molded in flange for ease of mounting. |
| Mounting Bosses | Panel mounting capability for fixed rear panel |
| Metal inserts | Back panel utilizes threaded brass inserts accepting 10-32 screws |
| Soft Edge Design | Rounded edges, minimal protrusions or exposed pocket areas for assembly of dust and debris |

HLL Industry Standards

| | |
|----------------------------------|--|
| UL/cUL 50 | File E64358 Type 1, 3R, 4X, 6P, 12 |
| NEMA 250 | Type 1, 3R, 4X, 6P, 12 |
| CSA Std C22.2 | File LR069014 Type 1, 3R, 4X, 6P, 12 |
| Temperature Range | (-76°F to +274°F) (-60°C to +134°C) |
| Flammability Rating | UL94-5V |
| Self Extinguishing | Non-halogenated, non-flame propagating |
| Chemical Resistance | Full chemical resistance charts listed in appendix |
| NFPA No. 101 Flame Spread | Class A (1) |

NOTES:

HLL Accessories

Back Panels

| | | |
|------------------------|--------|---------------|
| Aluminum | BP__AL | pg. 149 - 150 |
| Fiberglass | BP__FG | pg. 149 - 150 |
| Stainless Steel | BP__SS | pg. 149 - 150 |
| Carbon Steel | BP__CS | pg. 149 - 150 |

Accessories

| | |
|-------------------------------------|---------------|
| Drain & Breather Vents | pg. 144, 146 |
| Hole Plugs | pg. 145 |
| Assorted Hubs and Cord Grips | pg. 145, 148 |
| All Other Accessories | pg. 144 - 159 |

HLL Modifications

| | |
|-----------------------------|-------------|
| Custom Colors | pg. 12 - 13 |
| Silk Screening | pg. 12 - 13 |
| EMI/RFI Shielding | pg. 12 - 13 |
| Custom Window | pg. 12 - 13 |
| Custom Cutouts/Holes | pg. 12 - 13 |

Technical Specifications - J Series

Opaque Cover "HPL" configuration - Hinged, padlock latch



HPL Construction

| | |
|----------------------------------|---|
| Material | Hot compression molded fiberglass reinforced polyester (thermoset). Available standard in Glacier Grey or White |
| Gasket | Poured polyurethane seamless gasket provides watertight, dust-tight environmental seal |
| Pan head screws | Minimized protruding surfaces |
| Stainless Steel Hardware | 300 Series stainless used on all external hardware |
| Molded in Mounting Flange | Molded in flange for ease of mounting. |
| Mounting Bosses | Panel mounting capability for fixed rear panel |
| Metal inserts | Back panel utilizes threaded brass inserts accepting 10-32 screws |
| Soft Edge Design | Rounded edges, minimal protrusions or exposed pocket areas for assembly of dust and debris |
| Color | Available Standard in Glacier Grey or White |

HPL Industry Standards

| | |
|----------------------------------|--|
| UL/cUL 50 | File E64358 Type 1, 3R, 4X, 6P, 12 |
| NEMA 250 | Type 1, 3R, 4X, 6P, 12 |
| CSA Std C22.2 | File LR069014 Type 1, 3R, 4X, 6P, 12 |
| Temperature Range | (-76°F to +274°F) (-60°C to +134°C) |
| Flammability Rating | UL94-5V |
| Self Extinguishing | Non-halogenated, non-flame propagating |
| Chemical Resistance | Full chemical resistance charts listed in appendix |
| NFPA No. 101 Flame Spread | Class A (1) |

NOTES:

HPL Accessories

Back Panels

| | | |
|------------------------|-------|---------------|
| Aluminum | BP_AL | pg. 149 - 150 |
| Fiberglass | BP_FG | pg. 149 - 150 |
| Stainless Steel | BP_SS | pg. 149 - 150 |
| Carbon Steel | BP_CS | pg. 149 - 150 |

Accessories

| | |
|-------------------------------------|---------------|
| Drain & Breather Vents | pg. 144, 146 |
| Hole Plugs | pg. 145 |
| Assorted Hubs and Cord Grips | pg. 145, 148 |
| All Other Accessories | pg. 144 - 159 |

HPL Modifications

| | |
|-----------------------------|-------------|
| Custom Colors | pg. 12 - 13 |
| Silk Screening | pg. 12 - 13 |
| EMI/RFI Shielding | pg. 12 - 13 |
| Custom Window | pg. 12 - 13 |
| Custom Cutouts/Holes | pg. 12 - 13 |

Technical Specifications - J Series

J

Opaque Cover "FHW" configuration - Fiberglass hinge, four cover screws



FHW Construction

| | |
|----------------------------------|--|
| Material | Hot compression molded fiberglass reinforced polyester (thermoset) |
| Gasket | Poured polyurethane seamless gasket provides watertight, dust-tight environmental seal |
| Pan head screws | Minimized protruding surfaces |
| Stainless Steel Hardware | 300 Series stainless used on all external hardware |
| Molded in Mounting Flange | Molded in flange for ease of mounting. |
| Mounting Bosses | Panel mounting capability for fixed rear panel |
| Metal inserts | Back panel utilizes threaded brass inserts accepting 10-32 screws |
| Soft Edge Design | Rounded edges, minimal protrusions or exposed pocket areas for assembly of dust and debris |
| Hinge Material | Glass filled Polybutylene Terephthalate (PBT) |

FHW Industry Standards

| | |
|----------------------------------|--|
| UL/cUL 50 | File E64358 Type 1, 3R, 4X, 6P, 12 |
| NEMA 250 | Type 1, 3R, 4X, 6P, 12 |
| CSA Std C22.2 | File LR069014 Type 1, 3R, 4X, 6P, 12 |
| Temperature Range | (-76°F to +274°F) (-60°C to +134°C) |
| Flammability Rating | UL94-5V |
| Self Extinguishing | Non-halogenated, non-flame propagating |
| Chemical Resistance | Full chemical resistance charts listed in appendix |
| NFPA No. 101 Flame Spread | Class A (1) |

FHW Accessories

Back Panels

| | | |
|------------------------|-------|---------------|
| Aluminum | BP_AL | pg. 149 - 150 |
| Fiberglass | BP_FG | pg. 149 - 150 |
| Stainless Steel | BP_SS | pg. 149 - 150 |
| Carbon Steel | BP_CS | pg. 149 - 150 |

Accessories

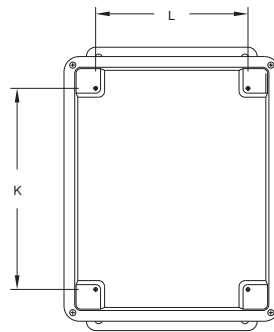
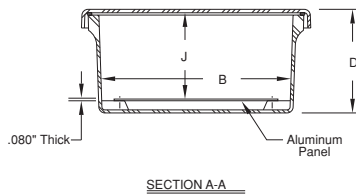
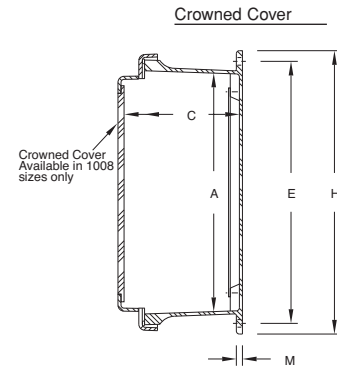
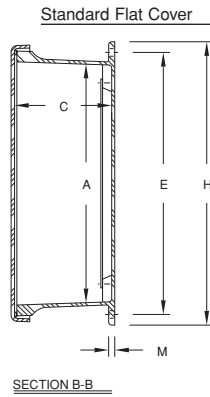
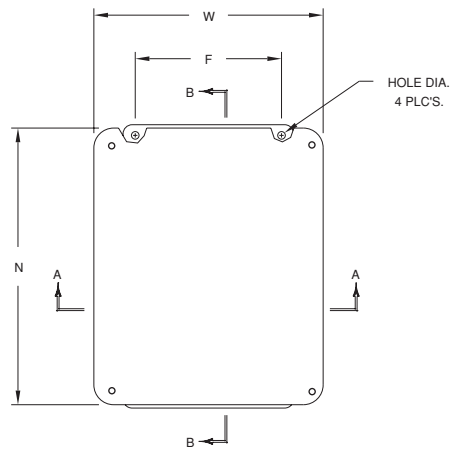
| | |
|-------------------------------------|---------------|
| Drain & Breather Vents | pg. 144, 146 |
| Hole Plugs | pg. 145 |
| Assorted Hubs and Cord Grips | pg. 145, 148 |
| All Other Accessories | pg. 144 - 159 |

FHW Modifications

| | |
|-----------------------------|-------------|
| Custom Colors | pg. 12 - 13 |
| Silk Screening | pg. 12 - 13 |
| EMI/RFI Shielding | pg. 12 - 13 |
| Custom Window | pg. 12 - 13 |
| Custom Cutouts/Holes | pg. 12 - 13 |

NOTES:

J Series Technical Information



FRONT VIEW
WITHOUT COVER

J Series Enclosures - Opaque Cover

| SIZE ID NUMBER | OVERALL H X W X D | INSIDE A X B X C | MOUNTING E X F | J | K | L | M | N | HOLE DIA. | SHIPPING WEIGHT | PANEL NUMBER |
|---|---|---|------------------------------|---------------|----------------|----------------|-------------|----------------|-------------|-----------------|--------------|
| J1407W J1407HW*** J1407HLL J1407HPL*** J1407FHW | 15.87 x 8.75 x 6.81 (403 x 222 x 173) | 14.00 x 7.00 x 6.56 (356 x 178 x 167) | 15.00 x 5.00 (381 x 127) | 6.11 (155) | 12.25 (311) | 5.25 (133) | 0.25 (6) | 15.75 (400) | 0.31 (8) | 6.10 lbs. | BP1407** |
| J1412W J1412HW*** J1412HLL J1412HPL*** J1412FHW | 15.50 x 13.48 x 6.20 (394 x 342 x 158) | 13.50 x 11.52 x 5.94 (343 x 293 x 151) | 14.62 x 10.00 (372 x 254) | 5.36 (137) | 12.25 (311) | 10.25 (260) | 0.25 (6) | 15.48 (393) | 0.31 (8) | 9.90 lbs. | BP1412** |
| J1614W J1614HW*** J1614HLL J1614HPL*** J1614FHW | 17.53 x 15.46 x 6.21 (445 x 393 x 157) | 15.60 x 13.56 x 5.94 (396 x 344 x 151) | 16.75 x 12.00 (425 x 305) | 5.35 (136) | 14.25 (362) | 12.25 (311) | 0.25 (6) | 17.46 (444) | 0.31 (8) | 12.20 lbs. | BP1614** |
| J1816W J1816HW*** J1816HLL J1816HPL*** J1816FHW | 19.63 x 17.61 x 8.81 (499 x 447 x 224) | 17.69 x 15.69 x 8.45 (449 x 399 x 215) | 18.88 x 12.00 (479 x 305) | 7.98 (203) | 16.25 (413) | 14.25 (362) | 0.25 (6) | 19.61 (498) | 0.31 (8) | 20.00 lbs. | BP1816** |
| J2016W J2016HW*** J2016HLL J2016HPL*** J2016FHW | 22.00 x 17.68 x 8.81 (559 x 449 x 224) | 19.72 x 15.72 x 8.45 (501 x 399 x 215) | 21.25 x 10.00 (540 x 254) | 7.98 (203) | 18.25 (464) | 14.25 (362) | 0.25 (6) | 21.68 (551) | 0.31 (8) | 22.50 lbs. | BPJ2016** |

All measures are in inches, items in parentheses are in millimeters.

*Crowned cover – center of cover raised 3/4"

** Panel ordered separately

***Available in white by placing WH prior to part number ex. WH-J604HW