

HBLEED
High Bay LED luminaire

Metalux



EATON

Powering Business Worldwide



Open Configuration,
Narrow Distribution

The **HBLED** delivers industry-leading performance and reliability for a variety of high-bay applications. Precision designed optics, multiple distributions, lumen outputs and color temperatures make the HBLED ideal for industrial, commercial, manufacturing, gymnasium and other applications that utilize traditional HID and linear fluorescent high bays. The proprietary low-power, low-brightness LED module assembly offers exceptional optical performance with the enhanced benefits of LED lighting, including energy savings, extended system life, and a reduced carbon footprint.

Performance


- Eight lumen packages up to 60,000 lumens
- Three Correlated Temperatures (3,500K, 4,000K and 5,000K)
- L84 @ 60,000 hours
- High performance efficacy up to 186 lm/W
- Tool-less driver access for easy maintenance
- Precision optics – narrow and wide distribution
- Optional 0-10V dimming driver (15% - 100%)
- Multiple lens and wireguard options
- Five-year warranty

Compliance

- cULus listed for damp location
- 55° ambient rating
- RoHS compliant
- DLC qualified

Features and benefits

- **LED platform**
The proprietary low-power, low-brightness LED module assembly offers exceptional optical performance.
- **Controllable**
Offers control flexibility and easy integration with optional 0-10V continuous dimming driver, providing additional energy savings when utilizing sensors. Available with native Fifth Light DALI drivers for complete digital energy management using the capable and scalable Fifth Light controllers and software. Integrated dual occupancy and daylight dimming sensor for added energy savings.
- **Connected lighting options**
 - Integrated dual occupancy and daylight dimming sensor for added savings
 - Get connected with LumaWatt Pro wireless system
- **Mounting**
Choose from a variety of mounting methods, including pendant, chain, toggle, hook and loop.



Warehouse



Gymnasiums



Manufacturing

Shielding options

Door frame and lens assembly are available for more demanding environments.

Clear Acrylic Doorframe and Lens



Prismatic Acrylic Doorframe and Lens



Clear Lens Inserts



Mounting accessories

Suited for suspension mounting with optional wire hook and chain set or cable mounting. Single monopoint mounting also available with SPM tong hanger.

HBL-SPM=Single Monopoint Hanger w/Hub (Galvanized)



FH-1=2-1/2" Fixture Hook



FL-1=2-1/2" Fixture Loop



HBAYC-CHAIN/SET/U= Hook Style Mounting Chain Set



Y-Toggle=Mounting Toggle and Cable



Energy and performance

	Standard Efficacy Catalog Number	Delivered Lumens	Watts	Efficacy (lm/W)	High Efficacy Catalog Number	Delivered Lumens	Watts	Efficacy (lm/W)
5000K, 70CRI	HBLED-LD5-12SE-W-UNV-L750	12,629	77	165	HBLED-LD5-12HE-W-UNV-L750	13,287	73	183
	HBLED-LD5-15SE-W-UNV-L750	16,342	95	172	HBLED-LD5-15HE-W-UNV-L750	17,035	92	186
	HBLED-LD5-18SE-W-UNV-L750	19,587	122	161	HBLED-LD5-18HE-W-UNV-L750	19,958	112	178
	HBLED-LD5-24SE-W-UNV-L750	24,953	154	162	HBLED-LD5-24HE-W-UNV-L750	26,231	146	179
	HBLED-LD5-30SE-W-UNV-L750	32,291	193	167	HBLED-LD5-30HE-W-UNV-L750	33,042	180	184
	HBLED-LD5-36SE-W-UNV-L750	37,307	232	161	HBLED-LD5-36HE-W-UNV-L750	38,589	211	183
	HBLED-LD5-48SE-W-UNV-L750	51,058	299	171	HBLED-LD5-48HE-W-UNV-L750	50,971	286	178
	HBLED-LD5-60SE-W-UNV-L750	62,380	386	162	HBLED-LD5-60HE-W-UNV-L750	63,643	369	172
5000K, 80CRI	HBLED-LD5-12SE-W-UNV-L850	12,206	77	159	HBLED-LD5-12HE-W-UNV-L850	12,841	73	177
	HBLED-LD5-15SE-W-UNV-L850	15,794	95	166	HBLED-LD5-15HE-W-UNV-L850	16,464	92	179
	HBLED-LD5-18SE-W-UNV-L850	18,930	122	155	HBLED-LD5-18HE-W-UNV-L850	19,289	112	172
	HBLED-LD5-24SE-W-UNV-L850	24,116	154	157	HBLED-LD5-24HE-W-UNV-L850	25,352	146	173
	HBLED-LD5-30SE-W-UNV-L850	31,209	193	162	HBLED-LD5-30HE-W-UNV-L850	31,935	180	177
	HBLED-LD5-36SE-W-UNV-L850	36,057	232	155	HBLED-LD5-36HE-W-UNV-L850	37,296	211	177
	HBLED-LD5-48SE-W-UNV-L850	49,346	299	165	HBLED-LD5-48HE-W-UNV-L850	49,262	286	172
	HBLED-LD5-60SE-W-UNV-L850	60,289	386	156	HBLED-LD5-60HE-W-UNV-L850	61,509	369	167

Photometrics

HBLED-LD5-24SE-N-UNV-L850-ED2-U		HBLED-LD5-24SE-W-UNV-L850-ED2-U																																																																																																																																																																
<p>Electronic Driver Linear LED 5000K Spacing criterion: (II) 1.27 x mounting height, (L) 0.62 x mounting height Lumens = 23,224 Input Watts = 154W Efficacy = 150.8 lm/W Test: HBLED-LD5-24SE-N-L850-ED2-U.IES</p>	<p>Coefficients of Utilization</p> <table border="1"> <thead> <tr> <th rowspan="2">rc</th> <th colspan="6">Effective floor cavity reflectance</th> </tr> <tr> <th colspan="2">80%</th> <th colspan="2">50%</th> <th colspan="2">20%</th> </tr> <tr> <th>rw</th> <th>70</th> <th>50</th> <th>30</th> <th>10</th> <th>50</th> <th>30</th> <th>10</th> </tr> </thead> <tbody> <tr><td>0</td><td>119</td><td>119</td><td>119</td><td>119</td><td>111</td><td>111</td><td>111</td><td>106</td><td>106</td><td>106</td></tr> <tr><td>1</td><td>112</td><td>108</td><td>105</td><td>102</td><td>102</td><td>100</td><td>98</td><td>98</td><td>96</td><td>95</td></tr> <tr><td>2</td><td>105</td><td>98</td><td>93</td><td>89</td><td>93</td><td>89</td><td>86</td><td>90</td><td>87</td><td>84</td></tr> <tr><td>3</td><td>98</td><td>90</td><td>84</td><td>79</td><td>86</td><td>81</td><td>77</td><td>83</td><td>79</td><td>76</td></tr> <tr><td>4</td><td>92</td><td>82</td><td>76</td><td>70</td><td>79</td><td>73</td><td>69</td><td>77</td><td>72</td><td>68</td></tr> <tr><td>5</td><td>86</td><td>76</td><td>69</td><td>64</td><td>73</td><td>67</td><td>63</td><td>71</td><td>66</td><td>62</td></tr> <tr><td>6</td><td>81</td><td>70</td><td>63</td><td>58</td><td>68</td><td>62</td><td>58</td><td>66</td><td>61</td><td>57</td></tr> <tr><td>7</td><td>76</td><td>66</td><td>58</td><td>54</td><td>63</td><td>57</td><td>53</td><td>62</td><td>57</td><td>53</td></tr> <tr><td>8</td><td>72</td><td>61</td><td>54</td><td>49</td><td>59</td><td>53</td><td>49</td><td>58</td><td>53</td><td>49</td></tr> <tr><td>9</td><td>68</td><td>57</td><td>51</td><td>46</td><td>56</td><td>50</td><td>46</td><td>55</td><td>49</td><td>46</td></tr> <tr><td>10</td><td>65</td><td>54</td><td>47</td><td>43</td><td>53</td><td>47</td><td>43</td><td>52</td><td>46</td><td>43</td></tr> </tbody> </table>	rc	Effective floor cavity reflectance						80%		50%		20%		rw	70	50	30	10	50	30	10	0	119	119	119	119	111	111	111	106	106	106	1	112	108	105	102	102	100	98	98	96	95	2	105	98	93	89	93	89	86	90	87	84	3	98	90	84	79	86	81	77	83	79	76	4	92	82	76	70	79	73	69	77	72	68	5	86	76	69	64	73	67	63	71	66	62	6	81	70	63	58	68	62	58	66	61	57	7	76	66	58	54	63	57	53	62	57	53	8	72	61	54	49	59	53	49	58	53	49	9	68	57	51	46	56	50	46	55	49	46	10	65	54	47	43	53	47	43	52	46	43	<p>Zonal Lumen Summary</p> <table border="1"> <thead> <tr> <th>Zone</th> <th>Lumens</th> <th>% Fixture</th> </tr> </thead> <tbody> <tr><td>0-30</td><td>12590</td><td>54.2</td></tr> <tr><td>0-40</td><td>16657</td><td>71.7</td></tr> <tr><td>0-60</td><td>21400</td><td>92.1</td></tr> <tr><td>0-90</td><td>23224</td><td>100.0</td></tr> <tr><td>0-180</td><td>23224</td><td>100.0</td></tr> </tbody> </table>	Zone	Lumens	% Fixture	0-30	12590	54.2	0-40	16657	71.7	0-60	21400	92.1	0-90	23224	100.0	0-180	23224	100.0
	rc		Effective floor cavity reflectance																																																																																																																																																															
		80%		50%		20%																																																																																																																																																												
	rw	70	50	30	10	50	30	10																																																																																																																																																										
	0	119	119	119	119	111	111	111	106	106	106																																																																																																																																																							
	1	112	108	105	102	102	100	98	98	96	95																																																																																																																																																							
	2	105	98	93	89	93	89	86	90	87	84																																																																																																																																																							
	3	98	90	84	79	86	81	77	83	79	76																																																																																																																																																							
	4	92	82	76	70	79	73	69	77	72	68																																																																																																																																																							
	5	86	76	69	64	73	67	63	71	66	62																																																																																																																																																							
6	81	70	63	58	68	62	58	66	61	57																																																																																																																																																								
7	76	66	58	54	63	57	53	62	57	53																																																																																																																																																								
8	72	61	54	49	59	53	49	58	53	49																																																																																																																																																								
9	68	57	51	46	56	50	46	55	49	46																																																																																																																																																								
10	65	54	47	43	53	47	43	52	46	43																																																																																																																																																								
Zone	Lumens	% Fixture																																																																																																																																																																
0-30	12590	54.2																																																																																																																																																																
0-40	16657	71.7																																																																																																																																																																
0-60	21400	92.1																																																																																																																																																																
0-90	23224	100.0																																																																																																																																																																
0-180	23224	100.0																																																																																																																																																																
<p>Electronic Driver Linear LED 5000K Spacing criterion: (II) 1.28 x mounting height, (L) 1.29 x mounting height Lumens = 24,116 Input Watts = 154W Efficacy = 156.6 lm/W Test: HBLED-LD5-24SE-W-L850-ED2-U.IES</p>	<p>Coefficients of Utilization</p> <table border="1"> <thead> <tr> <th rowspan="2">rc</th> <th colspan="6">Effective floor cavity reflectance</th> </tr> <tr> <th colspan="2">80%</th> <th colspan="2">50%</th> <th colspan="2">20%</th> </tr> <tr> <th>rw</th> <th>70</th> <th>50</th> <th>30</th> <th>10</th> <th>50</th> <th>30</th> <th>10</th> </tr> </thead> <tbody> <tr><td>0</td><td>119</td><td>119</td><td>119</td><td>119</td><td>111</td><td>111</td><td>111</td><td>106</td><td>106</td><td>106</td></tr> <tr><td>1</td><td>109</td><td>105</td><td>101</td><td>97</td><td>98</td><td>95</td><td>92</td><td>94</td><td>92</td><td>89</td></tr> <tr><td>2</td><td>99</td><td>91</td><td>85</td><td>79</td><td>86</td><td>81</td><td>76</td><td>83</td><td>78</td><td>75</td></tr> <tr><td>3</td><td>91</td><td>80</td><td>72</td><td>66</td><td>76</td><td>69</td><td>64</td><td>73</td><td>68</td><td>63</td></tr> <tr><td>4</td><td>83</td><td>71</td><td>62</td><td>56</td><td>67</td><td>60</td><td>55</td><td>65</td><td>59</td><td>54</td></tr> <tr><td>5</td><td>76</td><td>63</td><td>54</td><td>48</td><td>60</td><td>53</td><td>47</td><td>58</td><td>52</td><td>47</td></tr> <tr><td>6</td><td>70</td><td>57</td><td>48</td><td>42</td><td>54</td><td>47</td><td>41</td><td>53</td><td>46</td><td>41</td></tr> <tr><td>7</td><td>65</td><td>52</td><td>43</td><td>37</td><td>49</td><td>42</td><td>36</td><td>48</td><td>41</td><td>36</td></tr> <tr><td>8</td><td>61</td><td>47</td><td>38</td><td>33</td><td>45</td><td>38</td><td>32</td><td>44</td><td>37</td><td>32</td></tr> <tr><td>9</td><td>57</td><td>43</td><td>35</td><td>29</td><td>41</td><td>34</td><td>29</td><td>40</td><td>34</td><td>29</td></tr> <tr><td>10</td><td>53</td><td>40</td><td>32</td><td>27</td><td>38</td><td>31</td><td>26</td><td>37</td><td>31</td><td>26</td></tr> </tbody> </table>	rc	Effective floor cavity reflectance						80%		50%		20%		rw	70	50	30	10	50	30	10	0	119	119	119	119	111	111	111	106	106	106	1	109	105	101	97	98	95	92	94	92	89	2	99	91	85	79	86	81	76	83	78	75	3	91	80	72	66	76	69	64	73	68	63	4	83	71	62	56	67	60	55	65	59	54	5	76	63	54	48	60	53	47	58	52	47	6	70	57	48	42	54	47	41	53	46	41	7	65	52	43	37	49	42	36	48	41	36	8	61	47	38	33	45	38	32	44	37	32	9	57	43	35	29	41	34	29	40	34	29	10	53	40	32	27	38	31	26	37	31	26	<p>Zonal Lumen Summary</p> <table border="1"> <thead> <tr> <th>Zone</th> <th>Lumens</th> <th>% Fixture</th> </tr> </thead> <tbody> <tr><td>0-30</td><td>6586</td><td>27.3</td></tr> <tr><td>0-40</td><td>10886</td><td>45.1</td></tr> <tr><td>0-60</td><td>19623</td><td>81.4</td></tr> <tr><td>0-90</td><td>24116</td><td>100.0</td></tr> <tr><td>0-180</td><td>24116</td><td>100.0</td></tr> </tbody> </table>	Zone	Lumens	% Fixture	0-30	6586	27.3	0-40	10886	45.1	0-60	19623	81.4	0-90	24116	100.0	0-180	24116	100.0
	rc		Effective floor cavity reflectance																																																																																																																																																															
		80%		50%		20%																																																																																																																																																												
	rw	70	50	30	10	50	30	10																																																																																																																																																										
	0	119	119	119	119	111	111	111	106	106	106																																																																																																																																																							
	1	109	105	101	97	98	95	92	94	92	89																																																																																																																																																							
	2	99	91	85	79	86	81	76	83	78	75																																																																																																																																																							
	3	91	80	72	66	76	69	64	73	68	63																																																																																																																																																							
	4	83	71	62	56	67	60	55	65	59	54																																																																																																																																																							
	5	76	63	54	48	60	53	47	58	52	47																																																																																																																																																							
6	70	57	48	42	54	47	41	53	46	41																																																																																																																																																								
7	65	52	43	37	49	42	36	48	41	36																																																																																																																																																								
8	61	47	38	33	45	38	32	44	37	32																																																																																																																																																								
9	57	43	35	29	41	34	29	40	34	29																																																																																																																																																								
10	53	40	32	27	38	31	26	37	31	26																																																																																																																																																								
Zone	Lumens	% Fixture																																																																																																																																																																
0-30	6586	27.3																																																																																																																																																																
0-40	10886	45.1																																																																																																																																																																
0-60	19623	81.4																																																																																																																																																																
0-90	24116	100.0																																																																																																																																																																
0-180	24116	100.0																																																																																																																																																																

Lighting Product Lines

Halo
Halo Commercial
Portfolio
Iris
RSA
Metalux
Corelite
Neo-Ray
Fail-Safe
MWS
Ametrix
Shaper
io
Lumark
McGraw-Edison
Invue
Ephesus
Lumière
Streetworks
AtLite
Sure-Lites

Controls Product Lines

Greengate
iLumin
Zero 88
Fifth Light Technology
iLight (International Only)

Connected Lighting Systems

LumaWatt Pro
WaveLinx
Distributed Low-Voltage Power
ConnectWorks

Eaton

1121 Highway 74 South
Peachtree City, GA 30269
P: 770-486-4800
www.eaton.com/lighting

Canada Sales

5925 McLaughlin Road
Mississauga, Ontario L5R 1B8
P: 905-501-3000
F: 905-501-3172

© 2018 Eaton
All Rights Reserved
Printed in USA
Publication No. ADF142876
June 27, 2018 2:29 PM

Eaton is a registered trademark.

All other trademarks are property
of their respective owners.

Product availability, specifications,
and compliances are subject to
change without notice.



Powering Business Worldwide

HBLEED
High Bay LED luminaire

Metalux



EATON

Powering Business Worldwide



Open Configuration,
Narrow Distribution

The **HBLED** delivers industry-leading performance and reliability for a variety of high-bay applications. Precision designed optics, multiple distributions, lumen outputs and color temperatures make the HBLED ideal for industrial, commercial, manufacturing, gymnasium and other applications that utilize traditional HID and linear fluorescent high bays. The proprietary low-power, low-brightness LED module assembly offers exceptional optical performance with the enhanced benefits of LED lighting, including energy savings, extended system life, and a reduced carbon footprint.

Performance


- Eight lumen packages up to 60,000 lumens
- Three Correlated Temperatures (3,500K, 4,000K and 5,000K)
- L84 @ 60,000 hours
- High performance efficacy up to 186 lm/W
- Tool-less driver access for easy maintenance
- Precision optics – narrow and wide distribution
- Optional 0-10V dimming driver (15% - 100%)
- Multiple lens and wireguard options
- Five-year warranty

Compliance

- cULus listed for damp location
- 55° ambient rating
- RoHS compliant
- DLC qualified

Features and benefits

- **LED platform**
The proprietary low-power, low-brightness LED module assembly offers exceptional optical performance.
- **Controllable**
Offers control flexibility and easy integration with optional 0-10V continuous dimming driver, providing additional energy savings when utilizing sensors. Available with native Fifth Light DALI drivers for complete digital energy management using the capable and scalable Fifth Light controllers and software. Integrated dual occupancy and daylight dimming sensor for added energy savings.
- **Connected lighting options**
 - Integrated dual occupancy and daylight dimming sensor for added savings
 - Get connected with LumaWatt Pro wireless system
- **Mounting**
Choose from a variety of mounting methods, including pendant, chain, toggle, hook and loop.



Warehouse



Gymnasiums



Manufacturing

Shielding options

Door frame and lens assembly are available for more demanding environments.

Clear Acrylic Doorframe and Lens



Prismatic Acrylic Doorframe and Lens



Clear Lens Inserts



Mounting accessories

Suited for suspension mounting with optional wire hook and chain set or cable mounting. Single monopoint mounting also available with SPM tong hanger.

HBL-SPM=Single Monopoint Hanger w/Hub (Galvanized)



FH-1=2-1/2" Fixture Hook



FL-1=2-1/2" Fixture Loop



HBAYC-CHAIN/SET/U= Hook Style Mounting Chain Set



Y-Toggle=Mounting Toggle and Cable



Energy and performance

	Standard Efficacy Catalog Number	Delivered Lumens	Watts	Efficacy (lm/W)
5000K, 70CRI	HBLED-LD5-12SE-W-UNV-L750	12,629	77	165
	HBLED-LD5-15SE-W-UNV-L750	16,342	95	172
	HBLED-LD5-18SE-W-UNV-L750	19,587	122	161
	HBLED-LD5-24SE-W-UNV-L750	24,953	154	162
	HBLED-LD5-30SE-W-UNV-L750	32,291	193	167
	HBLED-LD5-36SE-W-UNV-L750	37,307	232	161
	HBLED-LD5-48SE-W-UNV-L750	51,058	299	171
	HBLED-LD5-60SE-W-UNV-L750	62,380	386	162

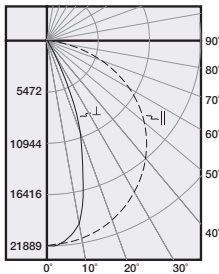
	High Efficacy Catalog Number	Delivered Lumens	Watts	Efficacy (lm/W)
	HBLED-LD5-12HE-W-UNV-L750	13,287	73	183
	HBLED-LD5-15HE-W-UNV-L750	17,035	92	186
	HBLED-LD5-18HE-W-UNV-L750	19,958	112	178
	HBLED-LD5-24HE-W-UNV-L750	26,231	146	179
	HBLED-LD5-30HE-W-UNV-L750	33,042	180	184
	HBLED-LD5-36HE-W-UNV-L750	38,589	211	183
	HBLED-LD5-48HE-W-UNV-L750	50,971	286	178
	HBLED-LD5-60HE-W-UNV-L750	63,643	369	172

	Standard Efficacy Catalog Number	Delivered Lumens	Watts	Efficacy (lm/W)
5000K, 80CRI	HBLED-LD5-12SE-W-UNV-L850	12,206	77	159
	HBLED-LD5-15SE-W-UNV-L850	15,794	95	166
	HBLED-LD5-18SE-W-UNV-L850	18,930	122	155
	HBLED-LD5-24SE-W-UNV-L850	24,116	154	157
	HBLED-LD5-30SE-W-UNV-L850	31,209	193	162
	HBLED-LD5-36SE-W-UNV-L850	36,057	232	155
	HBLED-LD5-48SE-W-UNV-L850	49,346	299	165
	HBLED-LD5-60SE-W-UNV-L850	60,289	386	156

	High Efficacy Catalog Number	Delivered Lumens	Watts	Efficacy (lm/W)
	HBLED-LD5-12HE-W-UNV-L850	12,841	73	177
	HBLED-LD5-15HE-W-UNV-L850	16,464	92	179
	HBLED-LD5-18HE-W-UNV-L850	19,289	112	172
	HBLED-LD5-24HE-W-UNV-L850	25,352	146	173
	HBLED-LD5-30HE-W-UNV-L850	31,935	180	177
	HBLED-LD5-36HE-W-UNV-L850	37,296	211	177
	HBLED-LD5-48HE-W-UNV-L850	49,262	286	172
	HBLED-LD5-60HE-W-UNV-L850	61,509	369	167

Photometrics

HBLED-LD5-24SE-N-UNV-L850-ED2-U



Coefficients of Utilization

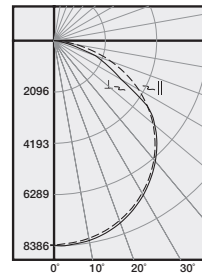
rc	Effective floor cavity reflectance									
	80%			50%			20%			
	70	50	30	10	50	30	10	50	30	10
0	119	119	119	119	111	111	111	106	106	106
1	112	108	105	102	102	100	98	98	96	95
2	105	98	93	89	93	89	86	90	87	84
3	98	90	84	79	86	81	77	83	79	76
4	92	82	76	70	79	73	69	77	72	68
5	86	76	69	64	73	67	63	71	66	62
6	81	70	63	58	68	62	58	66	61	57
7	76	66	58	54	63	57	53	62	57	53
8	72	61	54	49	59	53	49	58	53	49
9	68	57	51	46	56	50	46	55	49	46
10	65	54	47	43	53	47	43	52	46	43

Zonal Lumen Summary

Zone	Lumens	% Fixture
0-30	12590	54.2
0-40	16657	71.7
0-60	21400	92.1
0-90	23224	100.0
0-180	23224	100.0

Electronic Driver
Linear LED 5000K
Spacing criterion: (II) 1.27 x mounting height, (L) 0.62 x mounting height
Lumens = 23,224
Input Watts = 154W
Efficacy = 150.8 lm/W
Test: HBLED-LD5-24SE-N-L850-ED2-U.IES

HBLED-LD5-24SE-W-UNV-L850-ED2-U



Coefficients of Utilization

rc	Effective floor cavity reflectance									
	80%			50%			20%			
	70	50	30	10	50	30	10	50	30	10
0	119	119	119	119	111	111	111	106	106	106
1	109	105	101	97	98	95	92	94	92	89
2	99	91	85	79	86	81	76	83	78	75
3	91	80	72	66	76	69	64	73	68	63
4	83	71	62	56	67	60	55	65	59	54
5	76	63	54	48	60	53	47	58	52	47
6	70	57	48	42	54	47	41	53	46	41
7	65	52	43	37	49	42	36	48	41	36
8	61	47	38	33	45	38	32	44	37	32
9	57	43	35	29	41	34	29	40	34	29
10	53	40	32	27	38	31	26	37	31	26

Zonal Lumen Summary

Zone	Lumens	% Fixture
0-30	6586	27.3
0-40	10886	45.1
0-60	19623	81.4
0-90	24116	100.0
0-180	24116	100.0

Electronic Driver
Linear LED 5000K
Spacing criterion: (II) 1.28 x mounting height, (L) 1.29 x mounting height
Lumens = 24,116
Input Watts = 154W
Efficacy = 156.6 lm/W
Test: HBLED-LD5-24SE-W-L850-ED2-U.IES

Lighting Product Lines

Halo
Halo Commercial
Portfolio
Iris
RSA
Metalux
Corelite
Neo-Ray
Fail-Safe
MWS
Ametrix
Shaper
io
Lumark
McGraw-Edison
Invue
Ephesus
Lumière
Streetworks
AtLite
Sure-Lites

Controls Product Lines

Greengate
iLumin
Zero 88
Fifth Light Technology
iLight (International Only)

Connected Lighting Systems

LumaWatt Pro
WaveLinx
Distributed Low-Voltage Power
ConnectWorks

Eaton

1121 Highway 74 South
Peachtree City, GA 30269
P: 770-486-4800
www.eaton.com/lighting

Canada Sales

5925 McLaughlin Road
Mississauga, Ontario L5R 1B8
P: 905-501-3000
F: 905-501-3172

© 2018 Eaton
All Rights Reserved
Printed in USA
Publication No. ADF142876
June 27, 2018 2:29 PM

Eaton is a registered trademark.

All other trademarks are property
of their respective owners.

Product availability, specifications,
and compliances are subject to
change without notice.



Powering Business Worldwide