

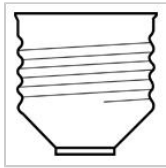


GE
Lighting

21716 - FLE26/2/DV/R40

GE Floodlight Soft White R40 - Facilities; Retail Display; Hospitality; Office; Restaurant

a product of
ecomagination



CAUTIONS & WARNINGS

Caution

- Risk of Electric Shock
 - Do not open - no user serviceable parts inside.
 - Do not use where directly exposed to water or outdoors without an enclosed fixture.

NOTES

- Best performance if operated base up and at 77 degrees F (25C) ambient temperature.
- Fluorescent lamp lumens decline during life
- Lumens on one piece self ballasted lamp systems are measured base up.
- Use only on 120V 60 Hz circuits. Do not use in wet locations.

GENERAL CHARACTERISTICS

Lamp Type	Compact Fluorescent - Self-Ballasted
Bulb	R40
Base	Medium Screw (E26)
Equivalent Wattage	100.0 W
Rated Life	6000.0 hrs
Starting Temperature (MIN)	-15.0 °C
Total Harmonic Distortion (THD)	170.0 %
Life in Years	5.5
LEED-EB MR Credit	561 picograms Hg per mean lumen hour
Additional Info	Dimmable on standard incandescent dimmer.
Primary Application	Indoor Floodlight;Facilities;Retail Display;Hospitality;Office;Restaurant

PHOTOMETRIC CHARACTERISTICS

Initial Lumens	1300.0 /1260.0
Mean Lumens	1040.0
Nominal Initial Lumens per Watt	50
Color Temperature	2700.0 K
Color Rendering Index (CRI)	82.0

ELECTRICAL CHARACTERISTICS

Wattage	26.0
Input Voltage	120.0 V
Estimated Energy Cost per Year	3.13
Input Current	0.3400 A
Power Factor	0.6

DIMENSIONS

Maximum Overall Length (MOL)	6.8000 in(172.7 mm)
Nominal Length	6.900 in(175.3 mm)
Bulb Diameter (DIA)	5.000 in(127.0 mm)

PRODUCT INFORMATION

Product Code	21716
Description	FLE26/2/DV/R40
Standard Package	Case
Standard Package GTIN	10043168217160
Standard Package Quantity	6
Sales Unit	Unit
No Of Items Per Sales Unit	1
No Of Items Per Standard Package	6
UPC	043168217163

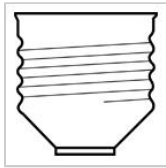



GE
Lighting

21716 - FLE26/2/DV/R40

GE Floodlight Soft White R40 - Facilities; Retail Display; Hospitality; Office; Restaurant

a product of
ecomagination



CAUTIONS & WARNINGS

Caution

- Risk of Electric Shock
 - Do not open - no user serviceable parts inside.
 - Do not use where directly exposed to water or outdoors without an enclosed fixture.

NOTES

- Best performance if operated base up and at 77 degrees F (25C) ambient temperature.
- Fluorescent lamp lumens decline during life
- Lumens on one piece self ballasted lamp systems are measured base up.
- Use only on 120V 60 Hz circuits. Do not use in wet locations.

GENERAL CHARACTERISTICS

Lamp Type	Compact Fluorescent - Self-Ballasted
Bulb	R40
Base	Medium Screw (E26)
Equivalent Wattage	100.0 W
Rated Life	6000.0 hrs
Starting Temperature (MIN)	-15.0 °C
Total Harmonic Distortion (THD)	170.0 %
Life in Years	5.5
LEED-EB MR Credit	561 picograms Hg per mean lumen hour
Additional Info	Dimmable on standard incandescent dimmer.
Primary Application	Indoor Floodlight;Facilities;Retail Display;Hospitality;Office;Restaurant

PHOTOMETRIC CHARACTERISTICS

Initial Lumens	1300.0 /1260.0
Mean Lumens	1040.0
Nominal Initial Lumens per Watt	50
Color Temperature	2700.0 K
Color Rendering Index (CRI)	82.0

ELECTRICAL CHARACTERISTICS

Wattage	26.0
Input Voltage	120.0 V
Estimated Energy Cost per Year	3.13
Input Current	0.3400 A
Power Factor	0.6

DIMENSIONS

Maximum Overall Length (MOL)	6.8000 in(172.7 mm)
Nominal Length	6.900 in(175.3 mm)
Bulb Diameter (DIA)	5.000 in(127.0 mm)

PRODUCT INFORMATION

Product Code	21716
Description	FLE26/2/DV/R40
Standard Package	Case
Standard Package GTIN	10043168217160
Standard Package Quantity	6
Sales Unit	Unit
No Of Items Per Sales Unit	1
No Of Items Per Standard Package	6
UPC	043168217163