

# DROP IN™ Floor Box Kits with Steel Bracket

**NEW!**  
more on  
reverse

*Fastest, FLUSH installation • Low Profile Metal Covers, Steel Bracket*



Brass cover,  
brass plated steel bracket  
FLB4364MB

**LOW PROFILE  
STEEL BRACKET**

**FLUSH to FLOOR  
INSTALLATION...  
In About 5 MINUTES!**




Nickel-plated cover,  
nickel plated steel bracket  
FLB4364NL

Arlington's new FLB4364 series **DROP IN™ FLOOR BOX KITS** are the **fastest way to install a box, flush** in an EXISTING floor.

Designed for TIME-SAVINGS and a neat, flush installation, DROP IN Box, **now with a plated steel bracket**, installs in MINUTES with a SINGLE hole saw.

DROP IN Box accommodates most 4" covers and comes with a gasketed brass or nickel-plated brass cover. The cover seats into the matching low profile, .040" thick **plated steel bracket**, sitting flush with the floor and reducing trip hazards.



Low profile  
Plated steel bracket

- **Gasketed metal covers** in brass or nickel-plated brass with *flip lids* that keep water out, protect the box
- **Matching metal carpet ring** covers cut carpet ends for a neater finish



Matching Carpet Ring

**SOLD SEPARATELY**



Patent  
pending

**Arlington**

1 Stauffer Industrial Park  
Scranton, PA 18517  
**800/233.4717**  
**Fax 570/562.0646**  
[www.aifittings.com](http://www.aifittings.com)



# DROP IN™ Floor Box Kits **NEW!** with Steel Bracket

Low Profile Metal Cover & Bracket • FASTEST Floor Box Installation



FLB4364MB

CATALOG NUMBER	UPC/DCI/NAED MFG. #018997	DESCRIPTION	UNIT/STD PKG
<b>DROP IN™ BOX KITS with METAL COVER WITH TWO FLIP LIDS</b>			
<b>FLB4364MB</b>	22084	Non-metallic box, Brass cover w flip lids	1
<b>FLB4364NL</b>	22085	Non-metallic box, Nickel-plated brass cover w flip lids	1
with Ground Clip (Canada)			
<b>FLB4364MBGC</b>	22096	Non-metallic box, Brass cover w flip lids	1
<b>FLB4364NLGC</b>	22097	Non-metallic box, Nickel-plated brass cover w flip lids	1

DROP IN BOX Kits with .040" thick PLATED STEEL BRACKET include non-metallic box, round 4" diameter metal cover with two flip lids, non-metallic gasket support plate, gasket, UL Listed 15 amp tamper-resistant duplex receptacle, mounting bracket, NM94 and NM95 cable connectors, (3) #8 x 1/2" flathead screws and (1) #6 x 1/2" screw.



FLB4364NL



## Installs with a Single Hole Saw



**1** Determine box location (avoid structural framing members). Use a hole saw to cut a 4-1/4" diameter opening through the floor and subfloor.



**2** Insert mounting bracket, using indicator marks to align bracket for proper receptacle orientation. Tighten (3) wing screws to secure bracket to floor.



**3** Pull cable. Install in box with supplied cable connector. Attach box to bracket with (3) #8 x 1/2" sheet metal screws (supplied) through the U-shaped cut outs in the box flange.




**4** Wire receptacle. Install in box. Attach supplied gasket support plate to receptacle with #6 x 1/2" screw.



**5 Cover Installation**  
Install gasket. Attach cover to box with (3) supplied #8 x 1/2" flathead machine screws.



CATALOG NUMBER	UPC/DCI/NAED MFG. #018997	DESCRIPTION	FINISH COLOR	UNIT/STD PKG
<b>CARPET RINGS for FLB4364 Series DROP IN™ BOX</b>				
<b>FLB45CRMB</b>	22088	6" diameter. Covers cut ends of carpet	Brass plated	1
<b>FLB45CRNL</b>	22089	6" diameter. Covers cut ends of carpet	Nickel-plated	1



**Arlington**  
1 Stauffer Industrial Park  
Scranton, PA 18517  
800/233.4717  
Fax 570/562.0646  
www.aifittings.com

Distributed by



# DROP IN™ Floor Box Kits with Steel Bracket

**NEW!**  
more on  
reverse

*Fastest, FLUSH installation • Low Profile Metal Covers, Steel Bracket*



Brass cover,  
brass plated steel bracket  
FLB4364MB

**LOW PROFILE  
STEEL BRACKET**

**FLUSH to FLOOR  
INSTALLATION...  
In About 5 MINUTES!**




Nickel-plated cover,  
nickel plated steel bracket  
FLB4364NL

Arlington's new FLB4364 series **DROP IN™ FLOOR BOX KITS** are the **fastest way to install a box, flush** in an EXISTING floor.

Designed for TIME-SAVINGS and a neat, flush installation, DROP IN Box, **now with a plated steel bracket**, installs in MINUTES with a SINGLE hole saw.

DROP IN Box accommodates most 4" covers and comes with a gasketed brass or nickel-plated brass cover. The cover seats into the matching low profile, .040" thick **plated steel bracket**, sitting flush with the floor and reducing trip hazards.



Low profile  
Plated steel bracket

- **Gasketed metal covers** in brass or nickel-plated brass with *flip lids* that keep water out, protect the box
- **Matching metal carpet ring** covers cut carpet ends for a neater finish



Matching Carpet Ring

**SOLD SEPARATELY**



Patent  
pending

**Arlington**

1 Stauffer Industrial Park  
Scranton, PA 18517  
**800/233.4717**  
**Fax 570/562.0646**  
[www.aifittings.com](http://www.aifittings.com)



# DROP IN™ Floor Box Kits **NEW!** with Steel Bracket

Low Profile Metal Cover & Bracket • FASTEST Floor Box Installation



FLB4364MB

CATALOG NUMBER	UPC/DCI/NAED MFG. #018997	DESCRIPTION	UNIT/STD PKG
<b>DROP IN™ BOX KITS with METAL COVER WITH TWO FLIP LIDS</b>			
<b>FLB4364MB</b>	22084	Non-metallic box, Brass cover w flip lids	1
<b>FLB4364NL</b>	22085	Non-metallic box, Nickel-plated brass cover w flip lids	1
with Ground Clip (Canada)			
<b>FLB4364MBGC</b>	22096	Non-metallic box, Brass cover w flip lids	1
<b>FLB4364NLGC</b>	22097	Non-metallic box, Nickel-plated brass cover w flip lids	1

DROP IN BOX Kits with .040" thick PLATED STEEL BRACKET include non-metallic box, round 4" diameter metal cover with two flip lids, non-metallic gasket support plate, gasket, UL Listed 15 amp tamper-resistant duplex receptacle, mounting bracket, NM94 and NM95 cable connectors, (3) #8 x 1/2" flathead screws and (1) #6 x 1/2" screw.



FLB4364NL



## Installs with a Single Hole Saw



**1** Determine box location (avoid structural framing members). Use a hole saw to cut a 4-1/4" diameter opening through the floor and subfloor.



**2** Insert mounting bracket, using indicator marks to align bracket for proper receptacle orientation. Tighten (3) wing screws to secure bracket to floor.



**3** Pull cable. Install in box with supplied cable connector. Attach box to bracket with (3) #8 x 1/2" sheet metal screws (supplied) through the U-shaped cut outs in the box flange.




**4** Wire receptacle. Install in box. Attach supplied gasket support plate to receptacle with #6 x 1/2" screw.



**5 Cover Installation**  
Install gasket. Attach cover to box with (3) supplied #8 x 1/2" flathead machine screws.



CATALOG NUMBER	UPC/DCI/NAED MFG. #018997	DESCRIPTION	FINISH COLOR	UNIT/STD PKG
<b>CARPET RINGS for FLB4364 Series DROP IN™ BOX</b>				
<b>FLB45CRMB</b>	22088	6" diameter. Covers cut ends of carpet	Brass plated	1
<b>FLB45CRNL</b>	22089	6" diameter. Covers cut ends of carpet	Nickel-plated	1



Distributed by

**Arlington**

1 Stauffer Industrial Park  
Scranton, PA 18517  
800/233.4717  
Fax 570/562.0646  
www.aifittings.com

Patent pending FLB4364 1017/30M