


MORE
on
reverse

Plated Steel Fan/Fixture Box for New Work

Adjustable Mounting Bracket • Versatile On-Center Positioning



UL rated
70 lb fan, 90 lb fixture
at 24" o.c.

70 lb fan, 150 lb fixture
at 16" o.c.

CSA
up to 50 lbs


Arlington's plated steel box, with adjustable bracket, mounts fans/fixtures easily and securely between joists spaced 16 inches to 24 inches on center.

Designed for flush installation on ceilings up to 1-1/4" thick, FBR415 ships ready to install on a 1/2" ceiling. For other ceiling thicknesses simply bend the bracket along the pre-scored line for 3/4", 1" or 1-1/4" ceiling depth.

Here's the innovative, *heavy-duty* alternative to bar hanger brackets that eliminates the fan wobble you can get with lighter products.

- UL/CSA Listed

Adjustable Bracket Length
Mounts between joists
spaced 16" to 24" on center



- 15.6 cubic inch box ships ready to use with installed NM cable connector, mud cover in place and all mounting hardware secured in the assembly. *No bagged parts or pieces to lose!*
- For New Construction
- Meets Article 314.27 (C), 2017 NEC



Arlington®

1 Stauffer Industrial Park
Scranton, PA 18517
800/233.4717 • Fax 570/562.0646
www.aifittings.com

Flush to ceiling installation • Self-contained, no loose parts

FBR415 Plated Steel Fan/Fixture Box for New Work

Adjusts to fit between joists spaced 16 to 24 inches on center

FBR415 Installation



"Tooth"

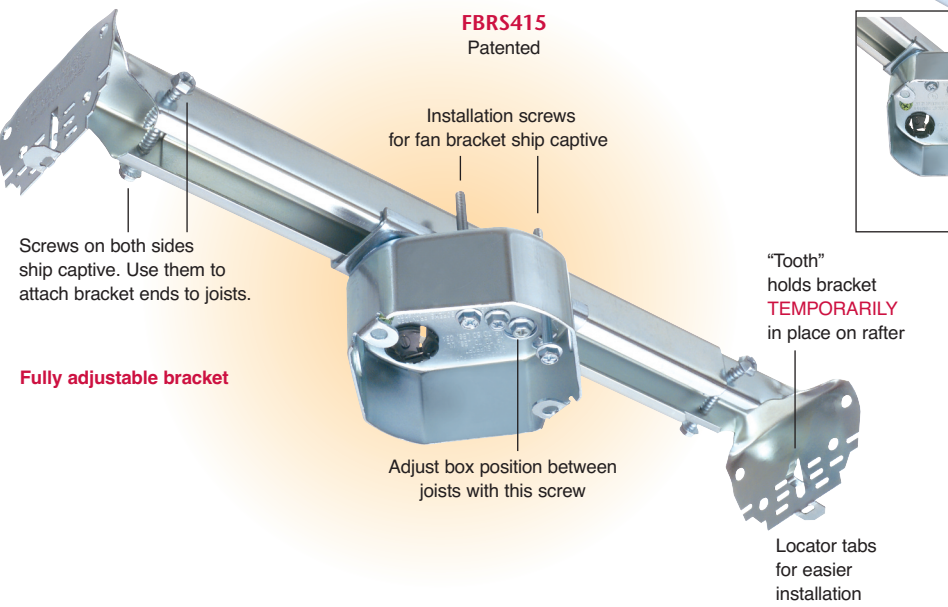


Bend along pre-scored lines for use on a 3/4" 1" or 1-1/4" ceiling



1 FBR415 ships ready to install with a 1/2" thick ceiling. For a deeper ceiling bend bracket ends along the appropriate score lines as shown at right. Tap in "tooth" on each end to hold bracket temporarily in place on joist/rafter.

2 Remove screws from each side of bracket. Use them to attach bracket to joists.



FBR415
Patented

Installation screws for fan bracket ship captive

Screws on both sides ship captive. Use them to attach bracket ends to joists.

Fully adjustable bracket


Adjust box position between joists with this screw

"Tooth" holds bracket **TEMPORARILY** in place on rafter

Locator tabs for easier installation



3 Position box in desired position along joist.



4 Install mounting bracket with supplied screws.



Arlington[®]

1 Stauffer Industrial Park
Scranton, PA 18517
800/233.4717 • Fax 570/562.0646
www.aifittings.com

CATALOG NUMBER	UPC/DCI/NAED MFG. #018997	DESCRIPTION	UNIT PKG	STD PKG
FBR415	72250	Adjustable. Fits between joists spaced 16 to 24 inches on center Set for 1/2" ceiling. Fits ceiling thicknesses up to 1-1/4"	1	10

Ships with mud cover in place, captive installation screws, installed NM cable connector.

Ratings	16" o.c. spacing	24" o.c. spacing
UL	70 lb Fan, 150 lb Fixture	70 lb Fan, 90 lb Fixture
CSA	50 lb Fan or Fixture	50 lb Fan or Fixture

Distributed by