

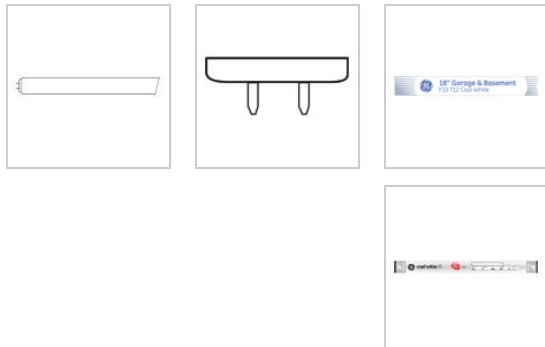


GE  
Lighting

## 10183 - F15T12/CW 6PK

GE garage & basement 15 watt T12 1-pack

- Ideal for utility use
- Lasts 4.1 years based on 6 hours per day usage
- 1.5 inch diameter T12 with medium bi-pin (g13) base
- 4100K cool white light appearance
- Cool white light perfect for sizable spaces
- For use in large spaces such as basements and garages
- GE garage & basement fluorescent bulbs' cool white light is perfect for illuminating sizable spaces throughout your home. Use in large open spaces in your home including finished and unfinished basements, garages and rec rooms
- 18 inches long



### CAUTIONS & WARNINGS

#### Caution

- Lamp may shatter and cause injury if broken
  - Wear safety glasses and gloves when handling lamp.
  - Do not use excessive force when installing lamp.

#### Warning

- Risk of Electric Shock
    - Turn power off before inspection, installation or removal.
- \*Four year life based on rated life at 6 hours/day.

### GRAPHS & CHARTS

Graphs\_Spectral Power Distribution

### GENERAL CHARACTERISTICS

Lamp Type	Linear Fluorescent - Straight Linear
Bulb	T12
Base	Medium Bi-Pin (G13)
Rated Life	9000.0 hrs
Bulb Material	Soda lime
Starting Temperature (MIN)	10.0 °C
LEED-EB MR Credit	9732 picograms Hg per mean lumen hour
Primary Application	Garage & Basement

### PHOTOMETRIC CHARACTERISTICS

Initial Lumens	760.0
Mean Lumens	685.0
Nominal Initial Lumens per Watt	50
Color Temperature	4100.0 K
Color Rendering Index (CRI)	60.0

### ELECTRICAL CHARACTERISTICS

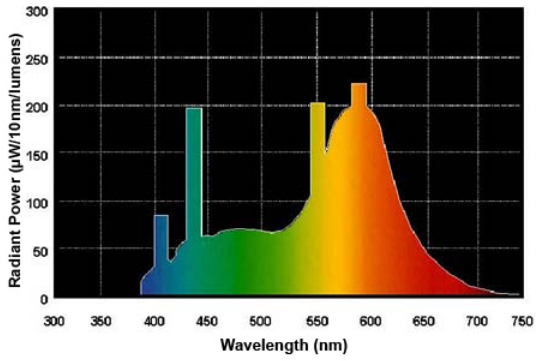
Wattage	15.0
Voltage	47.0
Open Circuit Voltage (rapid start) (MAX)	210.0 V
Open Circuit Voltage (after preheating) Max @ Temperature	220 V @ 10 °C
Open Circuit Voltage (rapid start) Min @ Temperature	108 V @ 10 °C
Cathode Resistance Ratio - Rh/Rc (MIN)	4.25
Cathode Resistance Ratio - Rh/Rc (MAX)	6.5
Open Circuit Voltage (after preheating) Min @ Temperature	157 V @ 10 °C
Current Crest Factor (MAX)	1.7

### DIMENSIONS

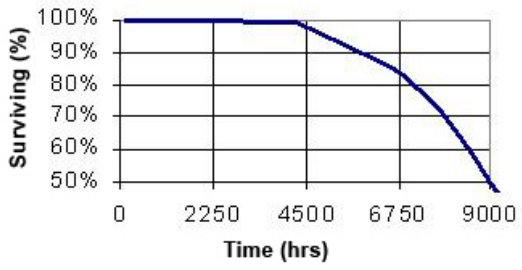
Maximum Overall Length (MOL)	18.0000 in(457.2 mm)
Minimum Overall Length	17.6700 in(448.8 mm)
Nominal Length	18.000 in(457.2 mm)
Bulb Diameter (DIA) (MIN)	1.410 in(35.8 mm)
Bulb Diameter (DIA) (MAX)	1.590 in(40.4 mm)
Bulb Diameter (DIA)	1.500 in(38.1 mm)
Max Base Face to Base Face (A)	17.220 in(437.4 mm)
Face to End of Opposing Pin (B) (MIN)	17.400 in(442.0 mm)
Face to End of Opposing Pin (B) (MAX)	17.500 in(444.5 mm)
End of Base Pin to End of Opposite Pin End (C)	17.670 in(448.8 mm)

### PRODUCT INFORMATION

Product Code	10183
Description	F15T12/CW 6PK
ANSI Code	2010-1
Standard Package	BUNDLE
Standard Package GTIN	00043168101837
Standard Package Quantity	24
Sales Unit	Unit
No Of Items Per Sales Unit	1
No Of Items Per Standard Package	24
UPC	043168980500



Graphs\_Lamp Mortality



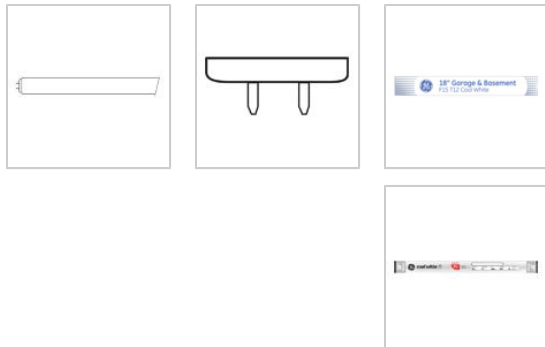


GE  
Lighting

## 10183 - F15T12/CW 6PK

GE garage & basement 15 watt T12 1-pack

- Ideal for utility use
- Lasts 4.1 years based on 6 hours per day usage
- 1.5 inch diameter T12 with medium bi-pin (g13) base
- 4100K cool white light appearance
- Cool white light perfect for sizable spaces
- For use in large spaces such as basements and garages
- GE garage & basement fluorescent bulbs' cool white light is perfect for illuminating sizable spaces throughout your home. Use in large open spaces in your home including finished and unfinished basements, garages and rec rooms
- 18 inches long



### CAUTIONS & WARNINGS

#### Caution

- Lamp may shatter and cause injury if broken
  - Wear safety glasses and gloves when handling lamp.
  - Do not use excessive force when installing lamp.

#### Warning

- Risk of Electric Shock
    - Turn power off before inspection, installation or removal.
- \*Four year life based on rated life at 6 hours/day.

### GRAPHS & CHARTS

Graphs\_Spectral Power Distribution

### GENERAL CHARACTERISTICS

Lamp Type	Linear Fluorescent - Straight
	Linear
Bulb	T12
Base	Medium Bi-Pin (G13)
Rated Life	9000.0 hrs
Bulb Material	Soda lime
Starting Temperature (MIN)	10.0 °C
LEED-EB MR Credit	9732 picograms Hg per mean lumen hour
Primary Application	Garage & Basement

### PHOTOMETRIC CHARACTERISTICS

Initial Lumens	760.0
Mean Lumens	685.0
Nominal Initial Lumens per Watt	50
Color Temperature	4100.0 K
Color Rendering Index (CRI)	60.0

### ELECTRICAL CHARACTERISTICS

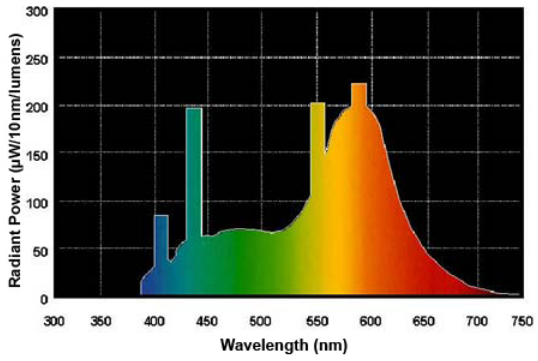
Wattage	15.0
Voltage	47.0
Open Circuit Voltage (rapid start) (MAX)	210.0 V
Open Circuit Voltage (after preheating) Max @ Temperature	220 V @ 10 °C
Open Circuit Voltage (rapid start) Min @ Temperature	108 V @ 10 °C
Cathode Resistance Ratio - Rh/Rc (MIN)	4.25
Cathode Resistance Ratio - Rh/Rc (MAX)	6.5
Open Circuit Voltage (after preheating) Min @ Temperature	157 V @ 10 °C
Current Crest Factor (MAX)	1.7

### DIMENSIONS

Maximum Overall Length (MOL)	18.0000 in(457.2 mm)
Minimum Overall Length	17.6700 in(448.8 mm)
Nominal Length	18.000 in(457.2 mm)
Bulb Diameter (DIA) (MIN)	1.410 in(35.8 mm)
Bulb Diameter (DIA) (MAX)	1.590 in(40.4 mm)
Bulb Diameter (DIA)	1.500 in(38.1 mm)
Max Base Face to Base Face (A)	17.220 in(437.4 mm)
Face to End of Opposing Pin (B) (MIN)	17.400 in(442.0 mm)
Face to End of Opposing Pin (B) (MAX)	17.500 in(444.5 mm)
End of Base Pin to End of Opposite Pin End (C)	17.670 in(448.8 mm)

### PRODUCT INFORMATION

Product Code	10183
Description	F15T12/CW 6PK
ANSI Code	2010-1
Standard Package	BUNDLE
Standard Package GTIN	00043168101837
Standard Package Quantity	24
Sales Unit	Unit
No Of Items Per Sales Unit	1
No Of Items Per Standard Package	24
UPC	043168980500



Graphs\_Lamp Mortality

