

## ET8000 Series

### 7-Day Electronic Astronomic Time Switch

The ET8000 Series 7-Day Astronomic Time Switches feature independent 7-Day programming to provide flexibility for applications where load switching differs each day of the week. These time switches provide dependable and uncomplicated performance, plus to-the-minute programming for accurate load control and reduced energy costs. Up to 28 ON/28 OFF (56 events) can be preset to automatically repeat. Each event can be applied to any combo of circuits and days. Each circuit is provided with an independently scheduled Astronomic ON event and Astronomic OFF event. The program can be disabled at any time by placing the time switch in the Manual operating mode. Control buttons provide manual control of each circuit independently regardless of the operating mode. All models come with two industrial-grade AAA alkaline batteries to provide time keeping and automatic carryover for a minimum of three years. The batteries are easily replaced in the field without requiring removal of the time switch mechanism or field wiring. Each time switch is housed in a lockable enclosure to protect from vandalism and unauthorized tampering.

### Features

- Program can be repeated on a weekly basis
- Multi-volt operation from 120-277 VAC, 50/60 Hz
- To-the-minute programming for accurate load control and reduced energy costs
- Astronomic feature provides sunset ON and sunrise OFF settings to eliminate the need for separate photo control devices
- Astronomic programming can be combined with independent programs to provide a sunset ON and timed OFF program
- 2-circuit models are field (jumper) configurable for: 2 independent outputs, DPST output, or 1 channel ON pulse OFF pulse output
- Up to 28 ON/28 OFF setpoints or events and 4 Astronomic events
- Dusk/Dawn Astronomic events can be distributed throughout the days of the week
- Automatic Daylight Saving Time (DST) ON/OFF adjustment (factory enabled)
- Non-volatile EEPROM memory protects programming indefinitely
- Temporary override or permanent manual override available via control buttons

### Ratings

Enclosure Options:

Standard: Type 1 Gray Painted Steel  
 R-Option: Type 3R Gray Painted Steel  
 PD82 Option: Type 3R Gray High-Impact  
 UV Resistant Polycarbonate Plastic with  
 Clear Cover

Knockouts:

Combination 1/2" & 3/4" Knockouts  
 Bottom: 2, Left: 1, Right: 1, Back: 1

Input Voltage:

120, 208, 240, or 277 VAC 50/60 Hz

Operating Temperature:

-40°F to 155°F (-40°C to 68°C)

Project: \_\_\_\_\_

Location: \_\_\_\_\_

Product Type: \_\_\_\_\_

Contact/Phone: \_\_\_\_\_

Model #: \_\_\_\_\_



ET8015C



ET8115CPD82



ET8215CR

# ET8000 Series



## ET8015, ET8215 Models

N.O. Contact Ratings:

- Resistive: 30 Amps @ 120/240 VAC
- Resistive: 20 Amps @ 28 VDC
- Inductive: 30 Amps @ 120/240 VAC
- Tungsten: 5 Amps @ 120/240 VAC
- Ballast: 20 Amps @ 120-277 VAC
- Motor: 1 HP @ 120 VAC
- Motor: 2 HP @ 240 VAC

## ET8115 Models

N.O./N.C. Contact Ratings:

- Resistive: 20 Amps (N.O.), 10 Amps (N.C.) @ 120/240 VAC
- Inductive: 20 Amps (N.O.), 10 Amps (N.C.) @ 120/240 VAC
- Tungsten: 5 Amps (N.O.) @ 120/240 VAC
- Ballast: 20 Amps (N.O.), 3 Amps (N.C.) @ 120-277 VAC
- Motor: 1 HP (N.O.), ¼ HP (N.C.) @ 120 VAC
- Motor: 2 HP (N.O.), ½ HP (N.C.) @ 240 VAC

Pulse Feature: 2-circuit models feature 2-second pulse option for contactor and bell ringing applications.

Auto DST: Automatic adjustment for Daylight Saving Time

Battery Backup: Two field-replaceable AAA batteries maintain date and accurate time for a minimum of three years. Batteries can be replaced when power to mechanism is activated.

Wiring Terminals: #18 to #10 AWG wire

Minimum ON/OFF Time: 1 minute

Maximum ON/OFF Time: 6 days, 23 hours 59 minutes

Warranty: Limited 1 year

Model Number	Circuits	Switch	Volts AC	Rating	Enclosure	Shipping Weight
ET8015C	1	SPST	120, 208, 240, 277	30 Amps	Type 1 Steel	2.9 lbs. (1.3 kg)
ET8015CPD82	1	SPST	120, 208, 240, 277	30 Amps	Type 3R Plastic	3.6 lbs. (1.6 kg)
ET8015CR	1	SPST	120, 208, 240, 277	30 Amps	Type 3R Steel	3.6 lbs. (1.6 kg)
ET8115C	1	SPDT	120, 208, 240, 277	20/10 Amps	Type 1 Steel	2.9 lbs. (1.3 kg)
ET8115CPD82	1	SPDT	120, 208, 240, 277	20/10 Amps	Type 3R Plastic	3.6 lbs. (1.6 kg)
ET8115CR	1	SPDT	120, 208, 240, 277	20/10 Amps	Type 3R Steel	3.8 lbs. (1.7 kg)
ET8215C*	2	SPST	120, 208, 240, 277	30 Amps	Type 1 Steel	3.0 lbs. (1.4 kg)
ET8215CPD82*	2	SPST	120, 208, 240, 277	30 Amps	Type 3R Plastic	3.6 lbs. (1.6 kg)
ET8215CR*	2	SPST	120, 208, 240, 277	30 Amps	Type 3R Steel	3.7 lbs. (1.7 kg)

\*Can be wired to DPST

## Specification

The 7-Day Astronomic electronic-type time switch shall be capable of permitting up to 28 ON/28 OFF events. In addition, the time switch shall include selectable Astronomic (dusk/dawn) settings for each day and circuit to allow load switching at sunset and/or sunrise without a photo control device. The time switch shall provide a minimum ON or OFF time of 1 minute. The time switch to be powered by \_\_\_\_ (120)(208)(240)(277) VAC, \_\_\_\_ (50)(60) Hz power supply. The time switch mechanism features a snap-in design to provide easy mechanism removal for mounting the enclosure. The time switch enclosure shall be a \_\_\_\_ (Type 1 Steel)(Type 3R Steel)(Type 3R Plastic) lockable enclosure that shall be painted with an electrostatic process to eliminate the potential for corrosion. The time switch shall provide clear terminal identification on a see-through non-curling terminal insulator. Terminal connections shall be made using teeter-type terminal screws to provide secure connections for wire sizes up to #10 AWG. Switch configuration shall be \_\_\_\_ (SPST) (DPST)(SPDT) with a UL or CSA listed switch rating of:

### (If SPST:)

- Resistive: 30 Amps @ 120/240 VAC
- Resistive: 20 Amps @ 28 VDC
- Inductive: 30 Amps @ 120/240 VAC
- Tungsten: 5 Amps @ 120/240 VAC
- Ballast: 20 Amps @ 120-277 VAC
- Motor: 1 HP @ 120 VAC
- Motor: 2 HP @ 240 VAC

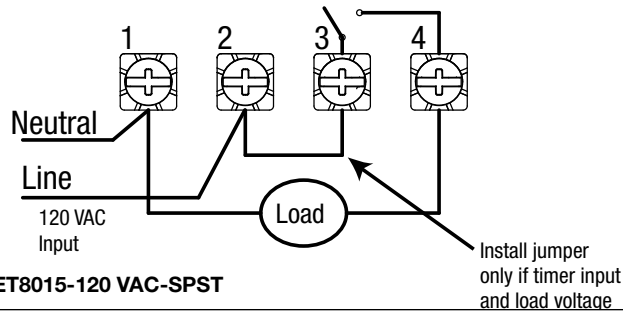
### (If SPDT:)

- Resistive: 20 Amps (N.O.), 10 Amps (N.C.) @ 120/240 VAC
- Inductive: 20 Amps (N.O.), 10 Amps (N.C.) @ 120/240 VAC
- Tungsten: 5 Amps (N.O.) @ 120/240 VAC
- Ballast: 20 Amps (N.O.), 3 Amps (N.C.) @ 120-277 VAC
- Motor: 1 HP (N.O.), ¼ HP (N.C.) @ 120 VAC
- Motor: 2 HP (N.O.), ½ HP (N.C.) @ 240 VAC

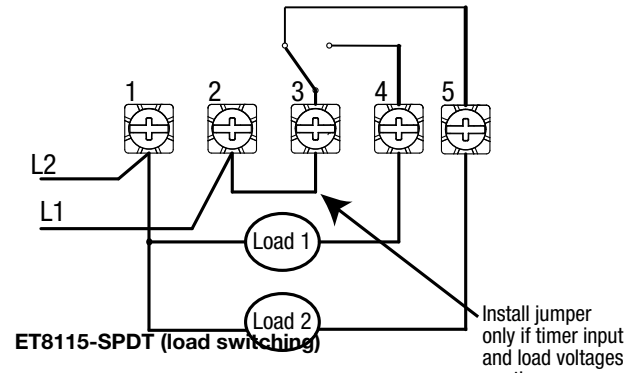
The time switch shall be UL or CSA listed under UL category 916 Energy Management Equipment and shall be Intermatic model \_\_\_\_ (See Model Numbers Listed).

## Diagrams

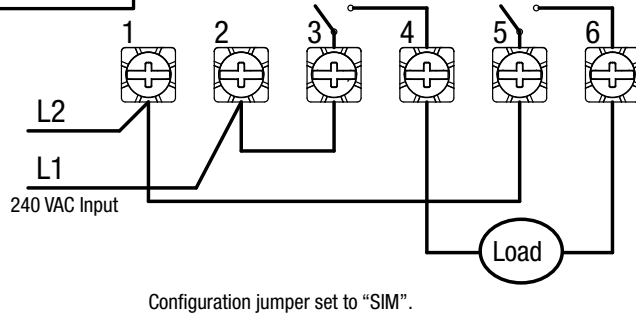
### Timer Power



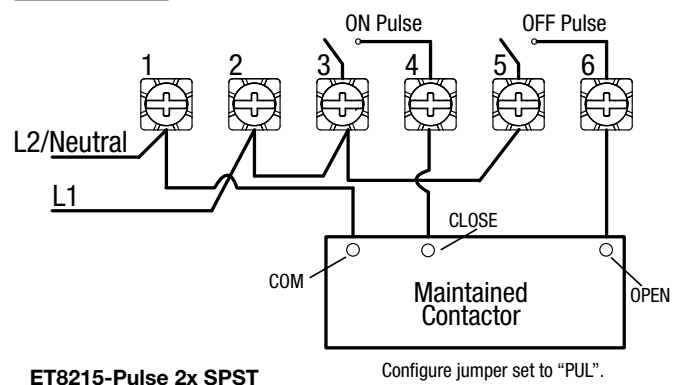
### Timer Power



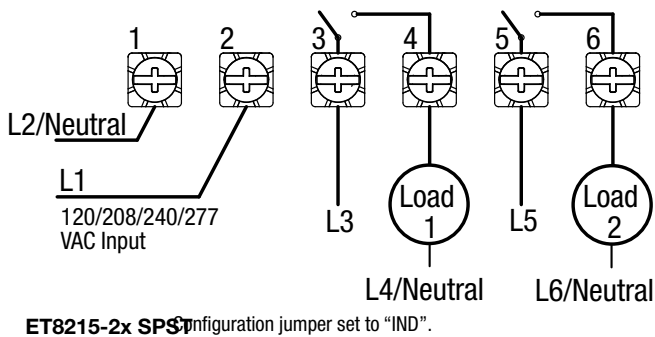
### Timer Power



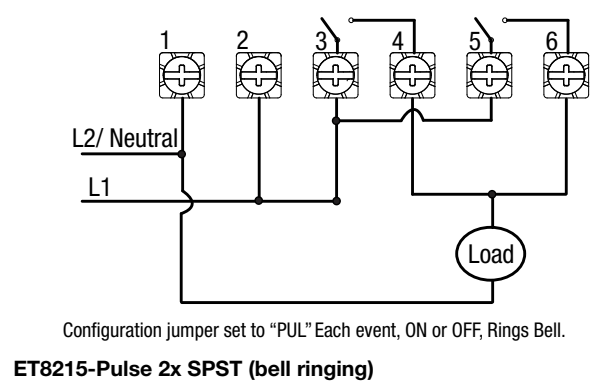
### Timer Power



### Timer Power



### Timer Power



## This image shows a blank sheet of white paper with horizontal ruling lines. The lines are evenly spaced and run across the width of the page. There are no margins, text, or other markings on the paper.

## ET8000 Series

### 7-Day Electronic Astronomic Time Switch

The ET8000 Series 7-Day Astronomic Time Switches feature independent 7-Day programming to provide flexibility for applications where load switching differs each day of the week. These time switches provide dependable and uncomplicated performance, plus to-the-minute programming for accurate load control and reduced energy costs. Up to 28 ON/28 OFF (56 events) can be preset to automatically repeat. Each event can be applied to any combo of circuits and days. Each circuit is provided with an independently scheduled Astronomic ON event and Astronomic OFF event. The program can be disabled at any time by placing the time switch in the Manual operating mode. Control buttons provide manual control of each circuit independently regardless of the operating mode. All models come with two industrial-grade AAA alkaline batteries to provide time keeping and automatic carryover for a minimum of three years. The batteries are easily replaced in the field without requiring removal of the time switch mechanism or field wiring. Each time switch is housed in a lockable enclosure to protect from vandalism and unauthorized tampering.

### Features

- Program can be repeated on a weekly basis
- Multi-volt operation from 120-277 VAC, 50/60 Hz
- To-the-minute programming for accurate load control and reduced energy costs
- Astronomic feature provides sunset ON and sunrise OFF settings to eliminate the need for separate photo control devices
- Astronomic programming can be combined with independent programs to provide a sunset ON and timed OFF program
- 2-circuit models are field (jumper) configurable for: 2 independent outputs, DPST output, or 1 channel ON pulse OFF pulse output
- Up to 28 ON/28 OFF setpoints or events and 4 Astronomic events
- Dusk/Dawn Astronomic events can be distributed throughout the days of the week
- Automatic Daylight Saving Time (DST) ON/OFF adjustment (factory enabled)
- Non-volatile EEPROM memory protects programming indefinitely
- Temporary override or permanent manual override available via control buttons

### Ratings

Enclosure Options:

Standard: Type 1 Gray Painted Steel  
 R-Option: Type 3R Gray Painted Steel  
 PD82 Option: Type 3R Gray High-Impact  
 UV Resistant Polycarbonate Plastic with  
 Clear Cover

Knockouts:

Combination 1/2" & 3/4" Knockouts  
 Bottom: 2, Left: 1, Right: 1, Back: 1

Input Voltage:

120, 208, 240, or 277 VAC 50/60 Hz

Operating Temperature:

-40°F to 155°F (-40°C to 68°C)

Project: \_\_\_\_\_

Location: \_\_\_\_\_

Product Type: \_\_\_\_\_

Contact/Phone: \_\_\_\_\_

Model #: \_\_\_\_\_



ET8015C



ET8115CPD82



ET8215CR

# ET8000 Series



## ET8015, ET8215 Models

N.O. Contact Ratings:

- Resistive: 30 Amps @ 120/240 VAC
- Resistive: 20 Amps @ 28 VDC
- Inductive: 30 Amps @ 120/240 VAC
- Tungsten: 5 Amps @ 120/240 VAC
- Ballast: 20 Amps @ 120-277 VAC
- Motor: 1 HP @ 120 VAC
- Motor: 2 HP @ 240 VAC

## ET8115 Models

N.O./N.C. Contact Ratings:

- Resistive: 20 Amps (N.O.), 10 Amps (N.C.) @ 120/240 VAC
- Inductive: 20 Amps (N.O.), 10 Amps (N.C.) @ 120/240 VAC
- Tungsten: 5 Amps (N.O.) @ 120/240 VAC
- Ballast: 20 Amps (N.O.), 3 Amps (N.C.) @ 120-277 VAC
- Motor: 1 HP (N.O.), ¼ HP (N.C.) @ 120 VAC
- Motor: 2 HP (N.O.), ½ HP (N.C.) @ 240 VAC

Pulse Feature: 2-circuit models feature 2-second pulse option for contactor and bell ringing applications.

Auto DST: Automatic adjustment for Daylight Saving Time

Battery Backup: Two field-replaceable AAA batteries maintain date and accurate time for a minimum of three years. Batteries can be replaced when power to mechanism is activated.

Wiring Terminals: #18 to #10 AWG wire

Minimum ON/OFF Time: 1 minute

Maximum ON/OFF Time: 6 days, 23 hours 59 minutes

Warranty: Limited 1 year

Model Number	Circuits	Switch	Volts AC	Rating	Enclosure	Shipping Weight
ET8015C	1	SPST	120, 208, 240, 277	30 Amps	Type 1 Steel	2.9 lbs. (1.3 kg)
ET8015CPD82	1	SPST	120, 208, 240, 277	30 Amps	Type 3R Plastic	3.6 lbs. (1.6 kg)
ET8015CR	1	SPST	120, 208, 240, 277	30 Amps	Type 3R Steel	3.6 lbs. (1.6 kg)
ET8115C	1	SPDT	120, 208, 240, 277	20/10 Amps	Type 1 Steel	2.9 lbs. (1.3 kg)
ET8115CPD82	1	SPDT	120, 208, 240, 277	20/10 Amps	Type 3R Plastic	3.6 lbs. (1.6 kg)
ET8115CR	1	SPDT	120, 208, 240, 277	20/10 Amps	Type 3R Steel	3.8 lbs. (1.7 kg)
ET8215C*	2	SPST	120, 208, 240, 277	30 Amps	Type 1 Steel	3.0 lbs. (1.4 kg)
ET8215CPD82*	2	SPST	120, 208, 240, 277	30 Amps	Type 3R Plastic	3.6 lbs. (1.6 kg)
ET8215CR*	2	SPST	120, 208, 240, 277	30 Amps	Type 3R Steel	3.7 lbs. (1.7 kg)

\*Can be wired to DPST

## Specification

The 7-Day Astronomic electronic-type time switch shall be capable of permitting up to 28 ON/28 OFF events. In addition, the time switch shall include selectable Astronomic (dusk/dawn) settings for each day and circuit to allow load switching at sunset and/or sunrise without a photo control device. The time switch shall provide a minimum ON or OFF time of 1 minute. The time switch to be powered by \_\_\_\_ (120)(208)(240)(277) VAC, \_\_\_\_ (50)(60) Hz power supply. The time switch mechanism features a snap-in design to provide easy mechanism removal for mounting the enclosure. The time switch enclosure shall be a \_\_\_\_ (Type 1 Steel)(Type 3R Steel)(Type 3R Plastic) lockable enclosure that shall be painted with an electrostatic process to eliminate the potential for corrosion. The time switch shall provide clear terminal identification on a see-through non-curling terminal insulator. Terminal connections shall be made using teeter-type terminal screws to provide secure connections for wire sizes up to #10 AWG. Switch configuration shall be \_\_\_\_ (SPST) (DPST)(SPDT) with a UL or CSA listed switch rating of:

### (If SPST:)

- Resistive: 30 Amps @ 120/240 VAC
- Resistive: 20 Amps @ 28 VDC
- Inductive: 30 Amps @ 120/240 VAC
- Tungsten: 5 Amps @ 120/240 VAC
- Ballast: 20 Amps @ 120-277 VAC
- Motor: 1 HP @ 120 VAC
- Motor: 2 HP @ 240 VAC

### (If SPDT:)

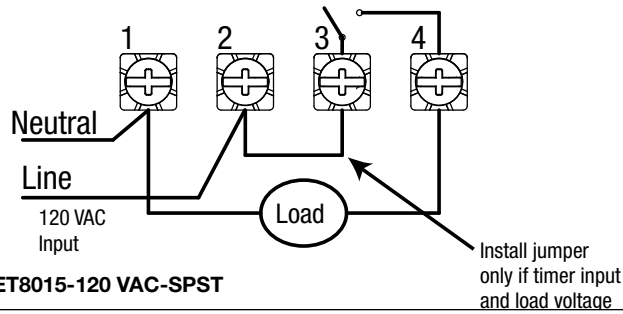
- Resistive: 20 Amps (N.O.), 10 Amps (N.C.) @ 120/240 VAC
- Inductive: 20 Amps (N.O.), 10 Amps (N.C.) @ 120/240 VAC
- Tungsten: 5 Amps (N.O.) @ 120/240 VAC
- Ballast: 20 Amps (N.O.), 3 Amps (N.C.) @ 120-277 VAC
- Motor: 1 HP (N.O.), ¼ HP (N.C.) @ 120 VAC
- Motor: 2 HP (N.O.), ½ HP (N.C.) @ 240 VAC

The time switch shall be UL or CSA listed under UL category 916 Energy Management Equipment and shall be Intermatic model \_\_\_\_ (See Model Numbers Listed).

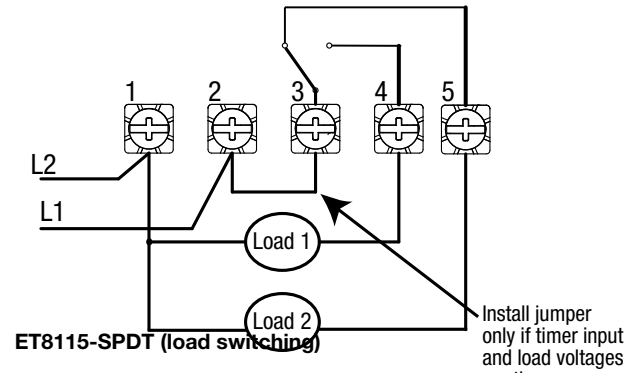


## Diagrams

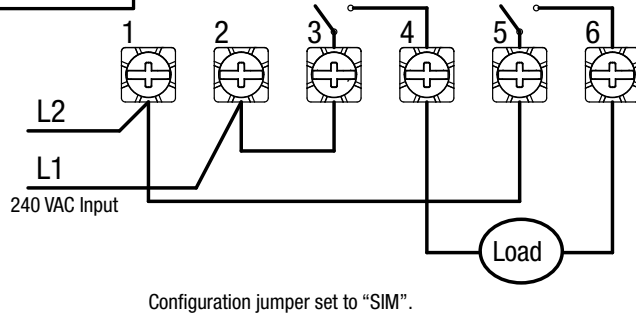
### Timer Power



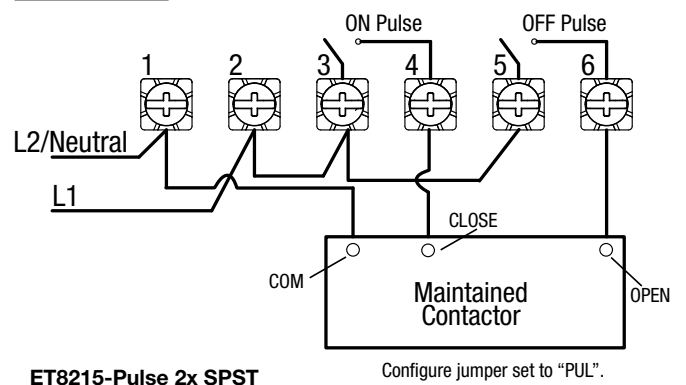
### Timer Power



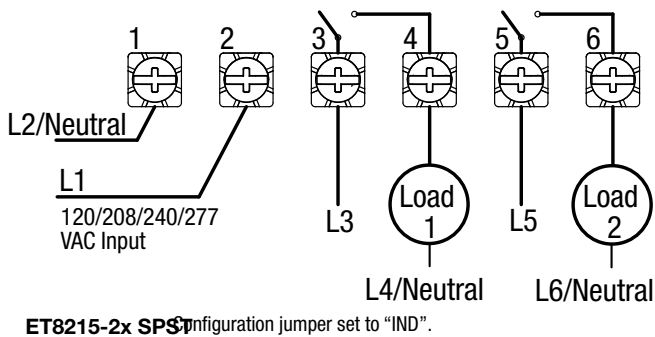
### Timer Power



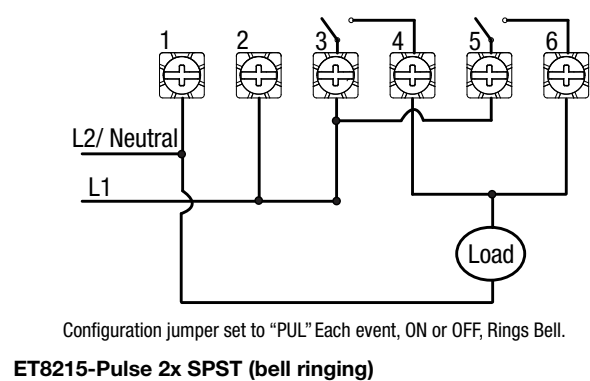
### Timer Power



### Timer Power



### Timer Power



## This image shows a blank sheet of white paper with horizontal ruling lines. The lines are evenly spaced and run across the width of the page. There are no margins, text, or other markings on the paper.