

# EDC

## Single-Gang Electronic Door Chime

### Product Description

The patent-pending Electronic Door Chime (EDC) is a doorbell chime kit that can be installed in new construction homes or retrofitted in existing homes. It uniquely features a door chime that fits in most non-metallic single-gang junction boxes and combines both line and low voltage in one unit. The EDC comes with the popular Westminster chime tone, a paintable faceplate for a seamless look, and a lighted doorbell button to make your doorbell easily visible at night.

#### Construction

- Combines line voltage and low voltage in a single unit
- ABS housing and faceplate
- Screws captured to faceplate
- Two-wire pigtail for line voltage input
- Multiple poke-in connectors for low voltage output for front and back doorbells

#### Electrical

- Integrated transformer
- Input: 120VAC/60Hz
- Output: 5VDC, Max 2W
- Digital control board with speaker
- Westminster chime tone
- Chime volume: 75db (@1m)

#### Finish

- Matte White
- Faceplate is field paintable

#### Installation

- Installs quickly into most non-metallic single-gang junction boxes
- Line Voltage/Low Voltage divider included to meet NEC and UL requirements
- Includes one lighted rectangle doorbell button
- Doorbell buttons connect with 18ga-22ga solid wire (max 100ft distance)
- For installations where higher power surge may be possible, NICOR recommends installing additional surge protection at the electrical distribution panels

#### Warranty

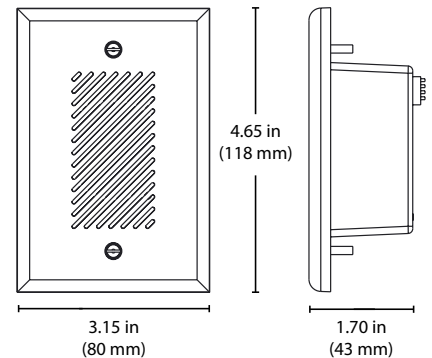
- 1-year limited system warranty
- Warranty does not cover product failure due to an overvoltage event (power surge)

Project

Catalog

Type

Date



### Ordering Information


#### Series

☐ EDC1120WH1

### Accessory Parts

<input type="checkbox"/> EDC1BUTTONSPARE	Replacement Lighted Button
<input type="checkbox"/> EDC1BUTTONSBBZ	Bronze Stucco Button
<input type="checkbox"/> EDC1BUTTONSBNK	Nickel Stucco Button

Specifications and dimensions subject to change without notice.



This device complies with part 15 of the FCC Rules. Operation is subject to the following two conditions: (1) This device may not cause harmful interference, and (2) this device must accept any interference received, including interference that may cause undesired operation. NOTE: This equipment has been tested and found to comply with the limits for a Class B digital device, pursuant to part 15 of the FCC Rules. These limits are designed to provide reasonable protection against harmful interference in a residential installation. This equipment generates, uses and can radiate radio frequency energy and, if not installed and used in accordance with the instructions, may cause harmful interference to radio communications. However, there is no guarantee that interference will not occur in a particular installation. If this equipment does cause harmful interference to radio or television reception, which can be determined by turning the equipment off and on, the user is encouraged to try to correct the interference by one or more of the following measures:

- Reorient or relocate the receiving antenna.
- Increase the separation between the equipment and receiver.
- Connect the equipment into an outlet on a circuit different from that to which the receiver is connected.
- Consult the dealer or an experienced radio/TV technician for help.

# EDC

## Single-Gang Electronic Door Chime

### Product Description

The patent-pending Electronic Door Chime (EDC) is a doorbell chime kit that can be installed in new construction homes or retrofitted in existing homes. It uniquely features a door chime that fits in most non-metallic single-gang junction boxes and combines both line and low voltage in one unit. The EDC comes with the popular Westminster chime tone, a paintable faceplate for a seamless look, and a lighted doorbell button to make your doorbell easily visible at night.

#### Construction

- Combines line voltage and low voltage in a single unit
- ABS housing and faceplate
- Screws captured to faceplate
- Two-wire pigtail for line voltage input
- Multiple poke-in connectors for low voltage output for front and back doorbells

#### Electrical

- Integrated transformer
- Input: 120VAC/60Hz
- Output: 5VDC, Max 2W
- Digital control board with speaker
- Westminster chime tone
- Chime volume: 75db (@1m)

#### Finish

- Matte White
- Faceplate is field paintable

#### Installation

- Installs quickly into most non-metallic single-gang junction boxes
- Line Voltage/Low Voltage divider included to meet NEC and UL requirements
- Includes one lighted rectangle doorbell button
- Doorbell buttons connect with 18ga-22ga solid wire (max 100ft distance)
- For installations where higher power surge may be possible, NICOR recommends installing additional surge protection at the electrical distribution panels

#### Warranty

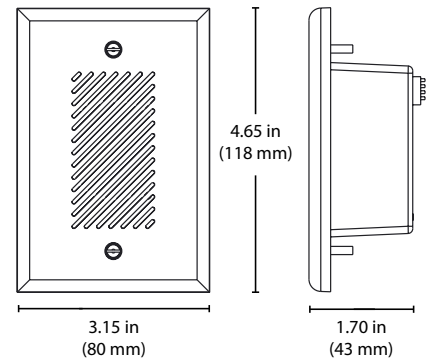
- 1-year limited system warranty
- Warranty does not cover product failure due to an overvoltage event (power surge)

Project

Catalog

Type

Date



### Ordering Information


#### Series

☐ EDC1120WH1

### Accessory Parts

<input type="checkbox"/> EDC1BUTTONSPARE	Replacement Lighted Button
<input type="checkbox"/> EDC1BUTTONSBBZ	Bronze Stucco Button
<input type="checkbox"/> EDC1BUTTONSBNK	Nickel Stucco Button

Specifications and dimensions subject to change without notice.



This device complies with part 15 of the FCC Rules. Operation is subject to the following two conditions: (1) This device may not cause harmful interference, and (2) this device must accept any interference received, including interference that may cause undesired operation. NOTE: This equipment has been tested and found to comply with the limits for a Class B digital device, pursuant to part 15 of the FCC Rules. These limits are designed to provide reasonable protection against harmful interference in a residential installation. This equipment generates, uses and can radiate radio frequency energy and, if not installed and used in accordance with the instructions, may cause harmful interference to radio communications. However, there is no guarantee that interference will not occur in a particular installation. If this equipment does cause harmful interference to radio or television reception, which can be determined by turning the equipment off and on, the user is encouraged to try to correct the interference by one or more of the following measures:

- Reorient or relocate the receiving antenna.
- Increase the separation between the equipment and receiver.
- Connect the equipment into an outlet on a circuit different from that to which the receiver is connected.
- Consult the dealer or an experienced radio/TV technician for help.