

The designer dimmer that matches your paddle switches.



### PRODUCT FAMILY FEATURES

- Large paddle switch with a captive linear-slide dimmer for a standard designer wallplate opening
- Full family of products for most lighting sources
- Dimmers feature built-in soft-glow nightlight
- Uses standard single-pole and 3-way wiring for easy installation in any home
- For more Diva choices, see the new Diva Satin Colors product line

### DIMENSIONS



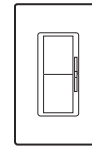
### CONTROLS AND ACCESSORIES

#### Preset Dimmers



15 A Receptacle

#### Fan-Speed Controls



15 A GFCI Receptacle

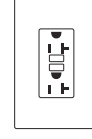
#### Switches



20 A Receptacle

20 A GFCI Receptacle

#### Receptacles



#### Telephone/Cable TV Jacks



Single Telephone Jack



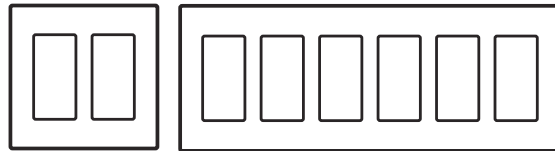
Cable TV Jack

#### Ports



6-Port Frame

#### Standard Multigang Wallplates



2-gang to 6-gang wallplates

### SPECIFICATION SERIES STANDARD FEATURES



- Square Law Dimming
  - Power-failure memory
  - Electrostatic discharge tested
  - Mechanical air-gap switch to disconnect load power
  - RFI suppression
  - Captive linear slider
  - Precise color matching
- Lutron controls are rated at 120 V~, 60 Hz unless otherwise noted.

|          |                 |
|----------|-----------------|
| JOB NAME | AREA CONTROLLED |
| LOCATION | JOB NUMBER      |
| TITLE    | PAGE NO.        |

| Description | Maximum Capacity <sup>1,6</sup> | Model # |
|-------------|---------------------------------|---------|
|-------------|---------------------------------|---------|

**DIMMERS**

|  <b>Incandescent</b> |        |          |
|---|--------|----------|
| <i>Preset Dimmers with Nightlight</i>   |        |          |
|  Single-pole         | 600 W  | DV-600P- |
| Single-pole   | 1000 W | DV-10P-  |
| 3-way   | 600 W  | DV-603P- |
| 3-way   | 1000 W | DV-103P- |

Note: The nightlight is visible best on the lighter colors. For 3-way and 4-way switching, use with Claro switches or other mechanical switches.

|  <b>Electronic Low-Voltage</b> |  |  |
|---|--|--|
|---|--|--|

|   |       |             |
|---|-------|-------------|
| <i>Preset Dimmers with Nightlight</i>   |       |             |
|  Single-pole | 300 W | DVELV-300P- |
| 3-way   | 300 W | DVELV-303P- |

Note: Requires neutral wire connection. The nightlight is visible best on the lighter colors. For 3-way and 4-way switching, use with Claro switches or other mechanical switches.

|  <b>Magnetic Low-Voltage</b> |  |  |
|---|--|--|
|---|--|--|

|   |                              |            |
|---|------------------------------|------------|
| <i>Preset Dimmers with Nightlight</i>   |                              |            |
|  Single-pole | 600 VA (450 W) <sup>2</sup>  | DVLV-600P- |
| Single-pole   | 1000 VA (800 W) <sup>2</sup> | DVLV-10P-  |
| 3-way   | 600 VA (450 W) <sup>2</sup>  | DVLV-603P- |
| 3-way   | 1000 VA (800 W) <sup>2</sup> | DVLV-103P- |

Note: The nightlight is visible best on the lighter colors. For 3-way and 4-way switching, use with Claro switches or other mechanical switches.

|  <b>3-Wire LED/Fluorescent Ballast</b> |  |  |
|---|--|--|
|---|--|--|

|  |     |               |
|--|-----|---------------|
| <i>Preset Dimmers with Nightlight</i> <sup>4</sup>   |     |               |
|  Single-pole/ 3-way | 8 A | DVF-103P-     |
| Single-pole/ 3-way, 277 V~   | 6 A | DVF-103P-277- |

Note: Requires neutral wire connection. The nightlight is visible best on the lighter colors. For 3-way and 4-way switching, use with Claro switches or other mechanical switches.

| Description | Maximum Capacity <sup>1,6</sup> | Model # |
|-------------|---------------------------------|---------|
|-------------|---------------------------------|---------|

**FAN-SPEED CONTROLS**

|  <b>Quiet Controls</b> |       |           |
|---|-------|-----------|
| For use with one ceiling paddle fan.  |       |           |
| <i>Preset Fan-Speed Controls</i> <sup>3,4</sup>   |       |           |
|  Single-pole/3-way,    | 1.5 A | DVFSQ-F-  |
| 3-speed   |       |           |
| <i>Light Switch/ Fan-Speed Control</i> <sup>4</sup>   |       |           |
| Fan 3-speed with off  | 1.5 A | DVFSQ-LF- |
| Single-pole switch:   |       |           |
| Inc./ Hal.  | 2 A   |           |
| CFL/LED   | 1 A   |           |

Note: Does not have soft-glow nightlight.

**SWITCHES**<sup>4</sup>


**General Purpose Switching of all Sources and Motor Loads**

|   |      |         |
|---|------|---------|
|  Single-pole, 120/277 V~ | 15 A | CA-1PS- |
| 3-way, 120/277 V~   | 15 A | CA-3PS- |
| 4-way, 120/277 V~   | 15 A | CA-4PS- |

**ACCESSORIES**

**Receptacles**

|  |      |         |
|--|------|---------|
| <i>Receptacle</i> <sup>4</sup>   |      |         |
|  125 V~ | 15 A | CAR-15- |
| 125 V~   | 20 A | CAR-20- |

|  |      |              |
|--|------|--------------|
| <i>GFCI Receptacle</i> <sup>4</sup>  |      |              |
|  125 V~ | 15 A | CAR-15-GFST- |
| 125 V~   | 20 A | CAR-20-GFST- |

**Telephone and Cable Television Jacks**

|   |  |        |
|---|--|--------|
| A physical barrier (partition) must exist when ganging with line-voltage products                     |  |        |
| <i>Single Telephone Jack</i> <sup>5</sup>   |  |        |
|  6-conductor, RJ11 |  | CA-PJ- |
| Note: Also accepts most 4-conductor plugs.  |  |        |

|   |  |        |
|---|--|--------|
| <i>Cable TV Jack</i> <sup>4,5</sup>   |  |        |
|  F-STYLE |  |        |
| 75 Ω, coaxial cable jack  |  | CA-CJ- |

1 For capacities in multigang installations see **Derating/Maximum Capacity** on pg. 4

2 Actual lamp wattages.

3 For 3-way and 4-way switching, use with Claro switches or other mechanical switches.

4 No derating required if ganged.

5 A physical barrier (partition) must exist when ganging with line-voltage products.

6 For minimum load requirements see **Minimum Load Requirements** on pg. 4

| Description | Rating | Model # |
|-------------|--------|---------|
|-------------|--------|---------|

**ACCESSORIES**

**Field Customizable Multi-Port Frame**



|              |   |                                  |
|--------------|---|----------------------------------|
| 6-Port Frame | Shipped with 6 blanks<br><i>Shown with blanks</i> | CA-6PF- <input type="checkbox"/> |
|--------------|---|----------------------------------|

Product above: For use with Lutron connectors shown below. Also compatible with Hubble Xcelerator and snap-fit connectors.

**Connectors**

*For use with 6-port frame (CA-6PF-). Each connector fills one port.*

|  |            |                                |                |
|--|------------|--------------------------------|----------------|
|  | Phone Jack | 6-conductor, RJ11, Category 3  | CON-1P-C3-WH   |
|  | Phone Jack | 8-conductor, RJ45, Category 5e | CON-1P-C5E-WH  |
|  | Phone Jack | 8-conductor, RJ45, Category 6  | CON-1P-C6-WH   |
|  | Fiber Jack | MT-RJ Feed-Through             | CON-1F-MTRJ-WH |
|  | Fiber Jack | SC Simplex                     | CON-1F-SC-WH   |
|  | Fiber Jack | LC Non-Flush Mount             | CON-1F-LC-WH   |
|  | Fiber Jack | ST Style                       | CON-1F-ST-WH   |
|  | Cable Jack | F-Style, 75 Ω Coaxial cable    | CON-1C-WH      |
|  | BNC Jack   | BNC connector                  | CON-1B-WH      |

Connectors available in white (WH) only. For information about additional colors contact Lutron Customer Service.

| Description | Model # |
|-------------|---------|
|-------------|---------|

**STANDARD WALLPLATES**

|   |  |
|---|--|
|  | <b>1-Gang</b><br>2.94 in (75 mm) W x 4.69 in (119 mm) H x<br>0.30 in (7.6 mm) D<br>CW-1-   |
|  | <b>2-Gang</b><br>4.75 in (121 mm) W x 4.69 in (119 mm) H x<br>0.30 in (7.6 mm) D<br>CW-2-  |
|  | <b>3-Gang</b><br>6.56 in (167 mm) W x 4.69 in (119 mm) H x<br>0.30 in (7.6 mm) D<br>CW-3-  |
|  | <b>4-Gang</b><br>8.37 in (213 mm) W x 4.69 in (119 mm) H x<br>0.30 in (7.6 mm) D<br>CW-4-  |
|  | <b>5-Gang</b><br>10.18 in (259 mm) W x 4.69 in (119 mm) H x<br>0.30 in (7.6 mm) D<br>CW-5- |
|  | <b>6-Gang</b><br>12.00 in (305 mm) W x 4.69 in (119 mm) H x<br>0.30 in (7.6 mm) D<br>CW-6- |

**STANDARD COLORS/FINISHES**

*Gloss Finishes*

Add color/finish suffix to model number to order.  
Example: DV-600P-SW

|    |              |    |           |
|----|--------------|----|-----------|
| SW | Snow         | MN | Midnight  |
| TP | Taupe        | BI | Biscuit   |
| ES | Eggshell     | PD | Palladium |
| HT | Hot          | MR | Merlot    |
| PL | Plum         | SI | Sienna    |
| TC | Terracotta   | BG | Bluestone |
| GB | Green Briar  | GS | Goldstone |
| MS | Mocha Stone  | ST | Stone     |
| DS | Desert Stone | LS | Limestone |

For the latest color offerings please see our website:  
<http://www.lutron.com/satincolors>

**DERATING/MAXIMUM CAPACITY**

| <br>No side sections removed<br>(Full Capacity) | <br>One side section removed<br>(End Units) | <br>Two side sections removed<br>(Middle Unit) |
|---|--|---|
|---|--|---|

**Incandescent Dimmers**

|        |       |       |
|--------|-------|-------|
| 600 W  | 500 W | 400 W |
| 1000 W | 800 W | 650 W |

**Electronic Low-Voltage**

|       |       |       |
|-------|-------|-------|
| 300 W | 250 W | 200 W |
|-------|-------|-------|

**Magnetic Low-Voltage**

|                                  |                                 |                                 |
|----------------------------------|---------------------------------|---------------------------------|
| 600 VA<br>(450 W <sup>1</sup> )  | 500 VA<br>(375 W <sup>1</sup> ) | 400 VA<br>(300 W <sup>1</sup> ) |
| 1000 VA<br>(800 W <sup>1</sup> ) | 800 VA<br>(650 W <sup>1</sup> ) | 650 VA<br>(500 W <sup>1</sup> ) |

**Fluorescent**

Hi-lume/Eco-10 20 ballasts/ 8 A No derating required  
(ECO-Series)

**Fan-Speed Controls**

|       |                      |
|-------|----------------------|
| 1.5 A | No derating required |
|-------|----------------------|

<sup>1</sup> Actual lamp wattage.

**MINIMUM LOAD REQUIREMENTS**

**Incandescent/Magnetic Low-Voltage**

40 W

**Electronic Low-Voltage**

5 W

**Fluorescent**

Hi-lume/Eco-10 1 ballast  
(ECO-Series)

**Fan-Speed Controls**

.33 A  
(40 W)

**WIRING DIAGRAMS**

**Wiring Diagram 1  
Single-Pole Wiring**

**Model #**

DV-600P-  
DV-10P-  
DVLV-600P-  
DVLV-10P-  
CA-1PS-



Ground  
Wire Connectors \* or Brass screw terminal  
\*\* or Green screw terminal

**Wiring Diagram 4  
3-Way Wiring**

**Model #**

DVELV-303P-  
CA-3PS-



Ground  
Wire Connectors \* or Copper/Black screw terminal  
\*\* or Brass/Gold screw terminal

**Note:** 3-way switch must be wired on the line side of the dimmer.

**Wiring Diagram 2  
Single-Pole Wiring of 3-Way Control**

**Model #**

DVFSQ-F-  
DVLV-103P-  
DVLV-603P-  
DV-103P-  
DV-603P-



Ground  
Wire Connectors \* or Copper/Black screw terminal  
\*\* or Brass screw terminal  
\*\*\* or Green screw terminal  
‡ or Red/White stripe (cap off)

**Wiring Diagram 5  
3-Way Used as Single-Pole**

**Model #**

DVELV-303P-



Ground  
Wire Connectors

**Wiring Diagram 3  
Single-Pole Wiring**

**Model #**

DVELV-300P-



Ground  
Wire Connectors

WIRING DIAGRAMS

Wiring Diagram 6  
3-Way Wiring

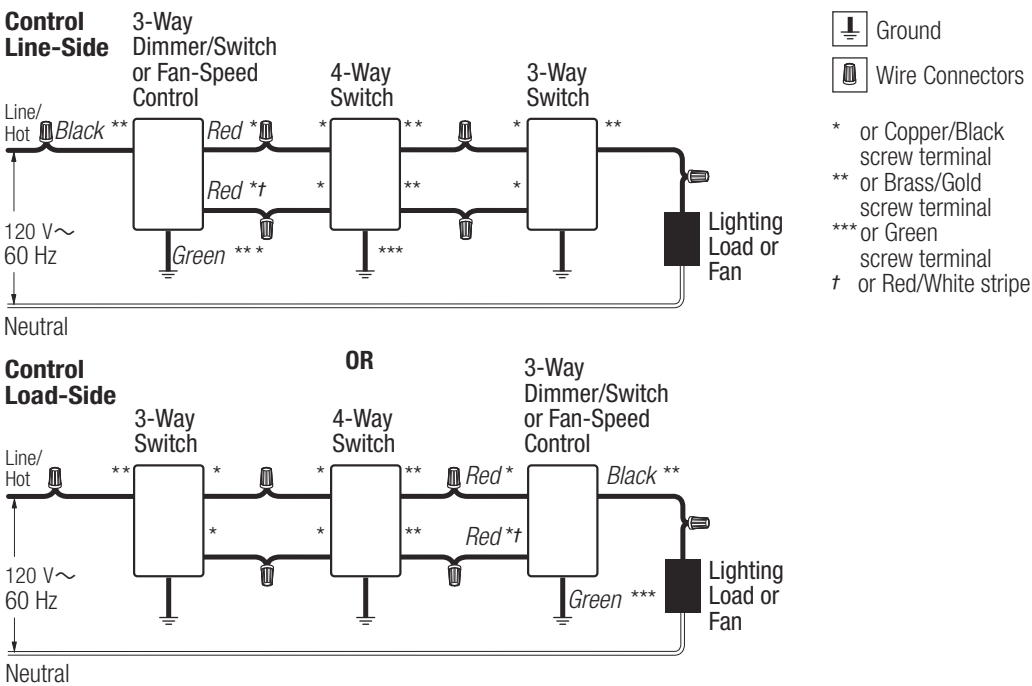


Model #

- DV-603P-
- DV-103P-
- DVLV-603P-
- DVLV-103P-
- DVFSQ-F-
- CA-3PS-

- Ground
- Wire Connectors
- \* or Brass/Gold screw terminal
- \*\* or Copper/Black screw terminal
- \*\*\* or Green screw terminal
- † or Red/White stripe

Wiring Diagram 7  
4-Way Wiring



Model #

- DV-603P-
- DV-103P-
- DVLV-603P-
- DVLV-103P-
- DVFSQ-F-
- CA-3PS-
- CA-4PS-

- Ground
- Wire Connectors
- \* or Copper/Black screw terminal
- \*\* or Brass/Gold screw terminal
- \*\*\* or Green screw terminal
- † or Red/White stripe

WIRING DIAGRAMS

**Wiring Diagram 8**  
Single-Pole Wiring of a 3-Way Control

Model #



DVF-103P-  
DVF-103P-277-

**Wiring Diagram 9**  
3-Way Wiring

Model #

**Control Load-Side**



DVF-103P-  
DVF-103P-277-  
CA-3PS-

**WIRING DIAGRAMS**

**Wiring Diagram 10  
Cable TV Jack Wiring**

**Model #**



CA-CJ-

**Wiring Diagram 11  
Telephone Jack Wiring**

**Model #**



CA-PJ-

\* accepts most 4-conductor jacks

**Wiring Diagram 12  
Receptacle Wiring**

**Model #**



CAR-15-

**Wiring Diagram 13  
GFCI Receptacle Wiring**

**Model #**



CAR-15-GFST-

P-Protected  
NP-Not Protected

Wire Connectors

Lutron, Lutron, Diva, Claro, Hi-lume, Eco-10, and Tu-Wire are trademarks of Lutron Electronics Co., Inc., registered in the U.S. and other countries.  
©2017-2019 Lutron Electronics Co., Inc.



The designer dimmer that matches your paddle switches.



### PRODUCT FAMILY FEATURES

- Large paddle switch with a captive linear-slide dimmer for a standard designer wallplate opening
- Full family of products for most lighting sources
- Dimmers feature built-in soft-glow nightlight
- Uses standard single-pole and 3-way wiring for easy installation in any home
- For more Diva choices, see the new Diva Satin Colors product line

### DIMENSIONS



### CONTROLS AND ACCESSORIES

#### Preset Dimmers



15 A Receptacle

#### Fan-Speed Controls



15 A GFCI Receptacle

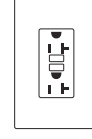
#### Switches



20 A Receptacle

20 A GFCI Receptacle

#### Receptacles



#### Telephone/Cable TV Jacks



Single Telephone Jack



Cable TV Jack

#### Ports



6-Port Frame

#### Standard Multigang Wallplates



2-gang to 6-gang wallplates

### SPECIFICATION SERIES STANDARD FEATURES



- Square Law Dimming
  - Power-failure memory
  - Electrostatic discharge tested
  - Mechanical air-gap switch to disconnect load power
  - RFI suppression
  - Captive linear slider
  - Precise color matching
- Lutron controls are rated at 120 V~, 60 Hz unless otherwise noted.

|          |                 |
|----------|-----------------|
| JOB NAME | AREA CONTROLLED |
| LOCATION | JOB NUMBER      |
| TITLE    | PAGE NO.        |

| Description | Maximum Capacity <sup>1,6</sup> | Model # |
|-------------|---------------------------------|---------|
|-------------|---------------------------------|---------|

**DIMMERS**

|  <b>Incandescent</b> |        |          |
|---|--------|----------|
| <i>Preset Dimmers with Nightlight</i>   |        |          |
|  Single-pole         | 600 W  | DV-600P- |
| Single-pole   | 1000 W | DV-10P-  |
| 3-way   | 600 W  | DV-603P- |
| 3-way   | 1000 W | DV-103P- |

Note: The nightlight is visible best on the lighter colors. For 3-way and 4-way switching, use with Claro switches or other mechanical switches.

|  <b>Electronic Low-Voltage</b> |  |  |
|---|--|--|
|---|--|--|

|   |       |             |
|---|-------|-------------|
| <i>Preset Dimmers with Nightlight</i>   |       |             |
|  Single-pole | 300 W | DVELV-300P- |
| 3-way   | 300 W | DVELV-303P- |

Note: Requires neutral wire connection. The nightlight is visible best on the lighter colors. For 3-way and 4-way switching, use with Claro switches or other mechanical switches.

|  <b>Magnetic Low-Voltage</b> |  |  |
|---|--|--|
|---|--|--|

|   |                              |            |
|---|------------------------------|------------|
| <i>Preset Dimmers with Nightlight</i>   |                              |            |
|  Single-pole | 600 VA (450 W) <sup>2</sup>  | DVLV-600P- |
| Single-pole   | 1000 VA (800 W) <sup>2</sup> | DVLV-10P-  |
| 3-way   | 600 VA (450 W) <sup>2</sup>  | DVLV-603P- |
| 3-way   | 1000 VA (800 W) <sup>2</sup> | DVLV-103P- |

Note: The nightlight is visible best on the lighter colors. For 3-way and 4-way switching, use with Claro switches or other mechanical switches.

|  <b>3-Wire LED/Fluorescent Ballast</b> |  |  |
|---|--|--|
|---|--|--|

|  |     |               |
|--|-----|---------------|
| <i>Preset Dimmers with Nightlight</i> <sup>4</sup>   |     |               |
|  Single-pole/ 3-way | 8 A | DVF-103P-     |
| Single-pole/ 3-way, 277 V~   | 6 A | DVF-103P-277- |

Note: Requires neutral wire connection. The nightlight is visible best on the lighter colors. For 3-way and 4-way switching, use with Claro switches or other mechanical switches.

| Description | Maximum Capacity <sup>1,6</sup> | Model # |
|-------------|---------------------------------|---------|
|-------------|---------------------------------|---------|

**FAN-SPEED CONTROLS**

|  <b>Quiet Controls</b> |  |  |
|---|--|--|
|---|--|--|

|  |       |          |
|--|-------|----------|
|  For use with one ceiling paddle fan. |       |          |
| <i>Preset Fan-Speed Controls</i> <sup>3,4</sup>  |       |          |
| Single-pole/3-way, 3-speed   | 1.5 A | DVFSQ-F- |

|   |       |           |
|---|-------|-----------|
| <i>Light Switch/ Fan-Speed Control</i> <sup>4</sup> |       |           |
| Fan 3-speed with off                                | 1.5 A | DVFSQ-LF- |
| Single-pole switch:                                 |       |           |
| Inc./ Hal.  | 2 A   |           |
| CFL/LED   | 1 A   |           |

Note: Does not have soft-glow nightlight.

**SWITCHES**<sup>4</sup>

**General Purpose Switching of all Sources and Motor Loads**

|   |      |         |
|---|------|---------|
|  Single-pole, 120/277 V~ | 15 A | CA-1PS- |
| 3-way, 120/277 V~   | 15 A | CA-3PS- |
| 4-way, 120/277 V~   | 15 A | CA-4PS- |


**ACCESSORIES**


**Receptacles**

|  |      |         |
|--|------|---------|
| <i>Receptacle</i> <sup>4</sup>   |      |         |
|  125 V~ | 15 A | CAR-15- |
| 125 V~   | 20 A | CAR-20- |

|  |      |              |
|--|------|--------------|
| <i>GFCI Receptacle</i> <sup>4</sup>  |      |              |
|  125 V~ | 15 A | CAR-15-GFST- |
| 125 V~   | 20 A | CAR-20-GFST- |

**Telephone and Cable Television Jacks**

|   |  |        |
|---|--|--------|
|  A physical barrier (partition) must exist when ganging with line-voltage products |  |        |
| <i>Single Telephone Jack</i> <sup>5</sup>   |  |        |
| 6-conductor, RJ11   |  | CA-PJ- |
| Note: Also accepts most 4-conductor plugs.  |  |        |

|   |  |        |
|---|--|--------|
| <i>Cable TV Jack</i> <sup>4,5</sup>   |  |        |
|  F-STYLE |  |        |
| 75 Ω, coaxial cable jack  |  | CA-CJ- |

1 For capacities in multigang installations see **Derating/Maximum Capacity** on pg. 4

2 Actual lamp wattages.

3 For 3-way and 4-way switching, use with Claro switches or other mechanical switches.

4 No derating required if ganged.

5 A physical barrier (partition) must exist when ganging with line-voltage products.

6 For minimum load requirements see **Minimum Load Requirements** on pg. 4

| Description | Rating | Model # |
|-------------|--------|---------|
|-------------|--------|---------|

**ACCESSORIES**

**Field Customizable Multi-Port Frame**



|              |   |                                  |
|--------------|---|----------------------------------|
| 6-Port Frame | Shipped with 6 blanks<br><i>Shown with blanks</i> | CA-6PF- <input type="checkbox"/> |
|--------------|---|----------------------------------|

Product above: For use with Lutron connectors shown below. Also compatible with Hubble Xcelerator and snap-fit connectors.

**Connectors**

*For use with 6-port frame (CA-6PF-). Each connector fills one port.*

|  |            |                                |                |
|--|------------|--------------------------------|----------------|
|  | Phone Jack | 6-conductor, RJ11, Category 3  | CON-1P-C3-WH   |
|  | Phone Jack | 8-conductor, RJ45, Category 5e | CON-1P-C5E-WH  |
|  | Phone Jack | 8-conductor, RJ45, Category 6  | CON-1P-C6-WH   |
|  | Fiber Jack | MT-RJ Feed-Through             | CON-1F-MTRJ-WH |
|  | Fiber Jack | SC Simplex                     | CON-1F-SC-WH   |
|  | Fiber Jack | LC Non-Flush Mount             | CON-1F-LC-WH   |
|  | Fiber Jack | ST Style                       | CON-1F-ST-WH   |
|  | Cable Jack | F-Style, 75 Ω Coaxial cable    | CON-1C-WH      |
|  | BNC Jack   | BNC connector                  | CON-1B-WH      |

Connectors available in white (WH) only. For information about additional colors contact Lutron Customer Service.

| Description | Model # |
|-------------|---------|
|-------------|---------|

**STANDARD WALLPLATES**

|   |  |
|---|--|
|  | <b>1-Gang</b><br>2.94 in (75 mm) W x 4.69 in (119 mm) H x<br>0.30 in (7.6 mm) D<br>CW-1-   |
|  | <b>2-Gang</b><br>4.75 in (121 mm) W x 4.69 in (119 mm) H x<br>0.30 in (7.6 mm) D<br>CW-2-  |
|  | <b>3-Gang</b><br>6.56 in (167 mm) W x 4.69 in (119 mm) H x<br>0.30 in (7.6 mm) D<br>CW-3-  |
|  | <b>4-Gang</b><br>8.37 in (213 mm) W x 4.69 in (119 mm) H x<br>0.30 in (7.6 mm) D<br>CW-4-  |
|  | <b>5-Gang</b><br>10.18 in (259 mm) W x 4.69 in (119 mm) H x<br>0.30 in (7.6 mm) D<br>CW-5- |
|  | <b>6-Gang</b><br>12.00 in (305 mm) W x 4.69 in (119 mm) H x<br>0.30 in (7.6 mm) D<br>CW-6- |

**STANDARD COLORS/FINISHES**

*Gloss Finishes*

Add color/finish suffix to model number to order.  
Example: DV-600P-SW

|    |              |    |           |
|----|--------------|----|-----------|
| SW | Snow         | MN | Midnight  |
| TP | Taupe        | BI | Biscuit   |
| ES | Eggshell     | PD | Palladiom |
| HT | Hot          | MR | Merlot    |
| PL | Plum         | SI | Sienna    |
| TC | Terracotta   | BG | Bluestone |
| GB | Green Briar  | GS | Goldstone |
| MS | Mocha Stone  | ST | Stone     |
| DS | Desert Stone | LS | Limestone |

For the latest color offerings please see our website:  
<http://www.lutron.com/satincolors>

**DERATING/MAXIMUM CAPACITY**

| <br>No side sections removed<br>(Full Capacity) | <br>One side section removed<br>(End Units) | <br>Two side sections removed<br>(Middle Unit) |
|---|--|---|
|---|--|---|

**Incandescent Dimmers**

|        |       |       |
|--------|-------|-------|
| 600 W  | 500 W | 400 W |
| 1000 W | 800 W | 650 W |

**Electronic Low-Voltage**

|       |       |       |
|-------|-------|-------|
| 300 W | 250 W | 200 W |
|-------|-------|-------|

**Magnetic Low-Voltage**

|                                  |                                 |                                 |
|----------------------------------|---------------------------------|---------------------------------|
| 600 VA<br>(450 W <sup>1</sup> )  | 500 VA<br>(375 W <sup>1</sup> ) | 400 VA<br>(300 W <sup>1</sup> ) |
| 1000 VA<br>(800 W <sup>1</sup> ) | 800 VA<br>(650 W <sup>1</sup> ) | 650 VA<br>(500 W <sup>1</sup> ) |

**Fluorescent**

Hi-lume/Eco-10 20 ballasts/ 8 A No derating required  
(ECO-Series)

**Fan-Speed Controls**

|       |                      |
|-------|----------------------|
| 1.5 A | No derating required |
|-------|----------------------|

<sup>1</sup> Actual lamp wattage.

**MINIMUM LOAD REQUIREMENTS**

**Incandescent/Magnetic Low-Voltage**

|      |
|------|
| 40 W |
|------|

**Electronic Low-Voltage**

|     |
|-----|
| 5 W |
|-----|

**Fluorescent**

Hi-lume/Eco-10 1 ballast  
(ECO-Series)

**Fan-Speed Controls**

|                 |
|-----------------|
| .33 A<br>(40 W) |
|-----------------|

**WIRING DIAGRAMS**

**Wiring Diagram 1  
Single-Pole Wiring**

**Model #**

DV-600P-  
DV-10P-  
DVLV-600P-  
DVLV-10P-  
CA-1PS-



Ground  
Wire Connectors  
\* or Brass screw terminal  
\*\* or Green screw terminal

**Wiring Diagram 4  
3-Way Wiring**

**Model #**

DVELV-303P-  
CA-3PS-



Ground  
Wire Connectors  
\* or Copper/Black screw terminal  
\*\* or Brass/Gold screw terminal

**Note:** 3-way switch must be wired on the line side of the dimmer.

**Wiring Diagram 2  
Single-Pole Wiring of 3-Way Control**

**Model #**

DVFSQ-F-  
DVLV-103P-  
DVLV-603P-  
DV-103P-  
DV-603P-



Ground  
Wire Connectors  
\* or Copper/Black screw terminal  
\*\* or Brass screw terminal  
\*\*\* or Green screw terminal  
‡ or Red/White stripe (cap off)

**Wiring Diagram 5  
3-Way Used as Single-Pole**

**Model #**

DVELV-303P-



Ground  
Wire Connectors

**Wiring Diagram 3  
Single-Pole Wiring**

**Model #**

DVELV-300P-



Ground  
Wire Connectors

WIRING DIAGRAMS

Wiring Diagram 6  
3-Way Wiring



Model #

- DV-603P-
- DV-103P-
- DVLV-603P-
- DVLV-103P-
- DVFSQ-F-
- CA-3PS-

Wiring Diagram 7  
4-Way Wiring



Model #

- DV-603P-
- DV-103P-
- DVLV-603P-
- DVLV-103P-
- DVFSQ-F-
- CA-3PS-
- CA-4PS-

WIRING DIAGRAMS

**Wiring Diagram 8**  
Single-Pole Wiring of a 3-Way Control

Model #



DVF-103P-  
DVF-103P-277-

**Wiring Diagram 9**  
3-Way Wiring

Model #

**Control Load-Side**



DVF-103P-  
DVF-103P-277-  
CA-3PS-

\* 3-Way switch must be wired on line side of dimmer  
\*\* must use lamp disconnect sockets with magnetic dimming ballasts  
\*\*\* or Yellow/Blue or Yellow/Green when used with magnetic dimming ballasts  
t or Copper/Black screw terminal  
tt or Brass/Gold screw terminal

**WIRING DIAGRAMS**

**Wiring Diagram 10  
Cable TV Jack Wiring**

**Model #**



CA-CJ-

**Wiring Diagram 11  
Telephone Jack Wiring**

**Model #**



CA-PJ-

\* accepts most 4-conductor jacks

**Wiring Diagram 12  
Receptacle Wiring**

**Model #**



CAR-15-

**Wiring Diagram 13  
GFCI Receptacle Wiring**

**Model #**



CAR-15-GFST-

P-Protected  
NP-Not Protected

Wire Connectors

Lutron, Lutron, Diva, Claro, Hi-lume, Eco-10, and Tu-Wire are trademarks of Lutron Electronics Co., Inc., registered in the U.S. and other countries.  
©2017-2019 Lutron Electronics Co., Inc.