

Dura-Lag

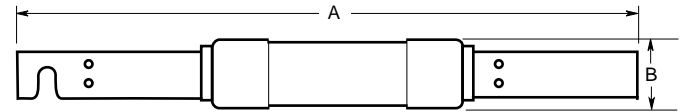
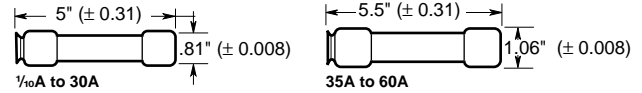
Dual-Element, Time-Delay Construction Grade Fuses

Class RK5 – 600 Volt

DLS-R
1 – 600 Amps



Dimensional Data



Dimensions (inches)

Ampere Ratings	A	B
70-100	7.88 (± 0.062)	1.16 (± 0.008)
110-200	9.63 (± 0.062)	1.66 (± 0.008)
225-400	11.63 (± 0.094)	2.38 (± 0.008)
450-600	13.38 (± 0.094)	2.88 (± 0.008)

Catalog Symbol: DLS-R (600V)
 Current-Limiting
 Dual-Element, Time-Delay – 10 seconds (minimum) at 500% rated current
 Voltage Rating: 600Vac (or less)
 Self-Certified for 300Vdc
 Interrupting Rating: 200,000A RMS Symmetrical
 20,000A dc
 Agency Information:
 UL Listed, Std. 248-12, Guide JDDZ, File E4273
 CSA Certified, C22.2 No. 248.12, Class 1422-02, File 53787

General Information:

- Designed for contractor needs.
- Protects industrial equipment and large motors.
- Recommended for ac power distribution system mains, feeders and branch circuits.
- Industry standard time-delay of 10 seconds at 5 times the fuse rating.

Carton Quantity and Weight

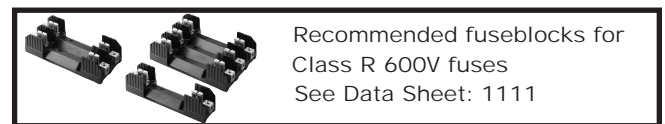
Ampere Ratings	Carton Qty.	Weight*	
		Lbs.	Kg.
1/10-30	10	1.62	0.729
35-60	10	3.00	1.35
70-100	5	2.20	1.0
110-200	1	1.10	0.5
225-400	1	2.36	1.1
450-600	1	3.44	1.5

*Weight per carton.

Catalog Numbers

DLS-R-1	DLS-R-10	DLS-R-100
DLS-R-1 ¹ / ₁₀	DLS-R-12	DLS-R-110
DLS-R-2	DLS-R-15	DLS-R-125
DLS-R-2 ¹ / ₂	DLS-R-17 ¹ / ₂	DLS-R-150
DLS-R-2 ³ / ₁₀	DLS-R-20	DLS-R-175
DLS-R-3	DLS-R-25	DLS-R-200
DLS-R-3 ² / ₁₀	DLS-R-30	DLS-R-225
DLS-R-3 ¹ / ₂	DLS-R-35	DLS-R-250
DLS-R-4	DLS-R-40	DLS-R-300
DLS-R-5	DLS-R-45	DLS-R-350
DLS-R-6	DLS-R-50	DLS-R-400
DLS-R-6 ¹ / ₄	DLS-R-60	DLS-R-500
DLS-R-7	DLS-R-70	DLS-R-600
DLS-R-8	DLS-R-80	—
DLS-R-9	DLS-R-90	—

CE CE logo denotes compliance with European Union Low Voltage Directive (50-1000Vac, 75-1500Vdc). Refer to Data Sheet: 8002 or contact Bussmann Application Engineering at 636-527-1270 for more information.



Dura-Lag

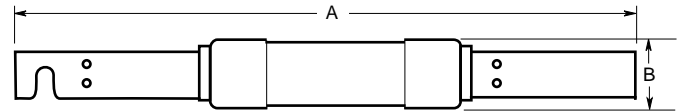
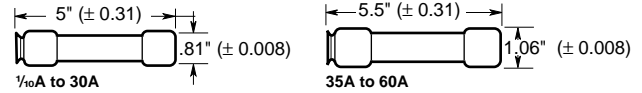
Dual-Element, Time-Delay Construction Grade Fuses

Class RK5 – 600 Volt

DLS-R
1 – 600 Amps



Dimensional Data



Dimensions (inches)

Ampere Ratings	A	B
70-100	7.88 (± 0.062)	1.16 (± 0.008)
110-200	9.63 (± 0.062)	1.66 (± 0.008)
225-400	11.63 (± 0.094)	2.38 (± 0.008)
450-600	13.38 (± 0.094)	2.88 (± 0.008)

Catalog Symbol: DLS-R (600V)

Current-Limiting

Dual-Element, Time-Delay – 10 seconds (minimum) at 500% rated current

Voltage Rating: 600Vac (or less)

Self-Certified for 300Vdc

Interrupting Rating: 200,000A RMS Symmetrical
20,000A dc

Agency Information:

UL Listed, Std. 248-12, Guide JDDZ, File E4273

CSA Certified, C22.2 No. 248.12, Class 1422-02, File 53787

General Information:

- Designed for contractor needs.
- Protects industrial equipment and large motors.
- Recommended for ac power distribution system mains, feeders and branch circuits.
- Industry standard time-delay of 10 seconds at 5 times the fuse rating.

Carton Quantity and Weight

Ampere Ratings	Carton Qty.	Weight*	
		Lbs.	Kg.
1/10-30	10	1.62	0.729
35-60	10	3.00	1.35
70-100	5	2.20	1.0
110-200	1	1.10	0.5
225-400	1	2.36	1.1
450-600	1	3.44	1.5

*Weight per carton.

Catalog Numbers

DLS-R-1	DLS-R-10	DLS-R-100
DLS-R-1 ¹ / ₁₀	DLS-R-12	DLS-R-110
DLS-R-2	DLS-R-15	DLS-R-125
DLS-R-2 ¹ / ₂	DLS-R-17 ¹ / ₂	DLS-R-150
DLS-R-2 ³ / ₁₀	DLS-R-20	DLS-R-175
DLS-R-3	DLS-R-25	DLS-R-200
DLS-R-3 ² / ₁₀	DLS-R-30	DLS-R-225
DLS-R-3 ¹ / ₂	DLS-R-35	DLS-R-250
DLS-R-4	DLS-R-40	DLS-R-300
DLS-R-5	DLS-R-45	DLS-R-350
DLS-R-6	DLS-R-50	DLS-R-400
DLS-R-6 ¹ / ₄	DLS-R-60	DLS-R-500
DLS-R-7	DLS-R-70	DLS-R-600
DLS-R-8	DLS-R-80	—
DLS-R-9	DLS-R-90	—

CE CE logo denotes compliance with European Union Low Voltage Directive (50-1000Vac, 75-1500Vdc). Refer to Data Sheet: 8002 or contact Bussmann Application Engineering at 636-527-1270 for more information.

