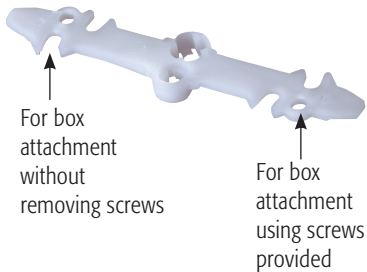


## Ceiling Box Cover



Mounting screws are invisible on the ceiling

**COVERS PAN BOXES!**



Covers unused 3-1/2" and 4" round and octagonal boxes prior to the installation of a fan or fixture. Non-rusting, paintable plastic.

### IMPROVED FEATURES

- Deeper cover works with pan boxes without the need to cut the post
- Use #8 screws provided or back out existing screws to accept notched bracket
- Bracket has two separate cover mounting options. Threaded post pushes in, for flat ceilings, or screws on for textured/uneven ceilings. (see photo below)

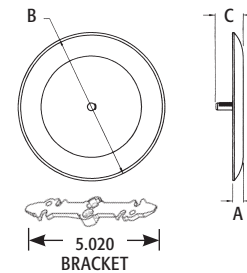
### BENEFITS

- Attractive cover. Screws don't show on the ceiling
- Plastic eliminates the scratches you get with painted metal covers
- Covers poorly cut drywall

| CATALOG NUMBER | UPC/DCI/NAED MFG #018997 | BOX SIZE   | UNIT PKG | STD PKG | DIM A | DIM B | DIM C |
|----------------|--------------------------|------------|----------|---------|-------|-------|-------|
| CP3540         | 54090                    | 3-1/2 & 4" | 1/Bag    | 50 Bags | .437  | 5.390 | .812  |

Two #8-32 x 3/4" flat head screws and bracket are included.


**PATENTED.**



### INSTALLATION INSTRUCTIONS




1 Back the screws out enough to slip the bracket on.



2 Use the opening in the bracket most suitable for your ceiling condition...  
 'A' for flat ceilings, push post into opening to seat cover;  
 'B' for uneven or textured ceilings, screw threaded post into opening until tight.

### For Flat and Uneven Ceilings...

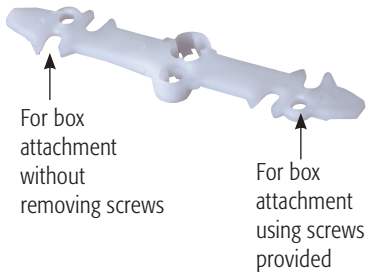


## Ceiling Box Cover



Mounting screws are invisible on the ceiling

**COVERS PAN BOXES!**



Covers unused 3-1/2" and 4" round and octagonal boxes prior to the installation of a fan or fixture. Non-rusting, paintable plastic.

### IMPROVED FEATURES

- Deeper cover works with pan boxes without the need to cut the post
- Use #8 screws provided or back out existing screws to accept notched bracket
- Bracket has two separate cover mounting options. Threaded post pushes in, for flat ceilings, or screws on for textured/uneven ceilings. (see photo below)

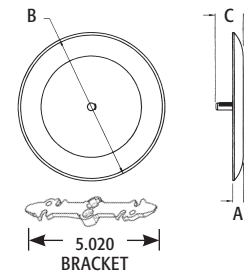
### BENEFITS

- Attractive cover. Screws don't show on the ceiling
- Plastic eliminates the scratches you get with painted metal covers
- Covers poorly cut drywall

| CATALOG NUMBER | UPC/DCI/NAED MFG #018997 | BOX SIZE   | UNIT PKG | STD PKG | DIM A | DIM B | DIM C |
|----------------|--------------------------|------------|----------|---------|-------|-------|-------|
| CP3540         | 54090                    | 3-1/2 & 4" | 1/Bag    | 50 Bags | .437  | 5.390 | .812  |

Two #8-32 x 3/4" flat head screws and bracket are included.


**PATENTED.**



## INSTALLATION INSTRUCTIONS



1 Back the screws out enough to slip the bracket on.



2 Use the opening in the bracket most suitable for your ceiling condition...  
 'A' for flat ceilings, push post into opening to seat cover;  
 'B' for uneven or textured ceilings, screw threaded post into opening until tight.

### For Flat and Uneven Ceilings...

