

Plug-On Circuit Breakers



Contents

<i>Description</i>	<i>Page</i>
Overview	V1-T1-2
CH Specialty Products	V1-T1-14
CH Loadcenter Options and Accessories	V1-T1-22
CH Circuit Breakers	
Features	V1-T1-30
Product Selection	V1-T1-31
Options and Accessories	V1-T1-37
Technical Data and Specifications	V1-T1-39
Wiring Diagrams	V1-T1-39

CH Circuit Breakers

Product Description

Quick-make, quick-break switch mechanism combined with inverse time element tripping operation and trip-free handle design. Type CH circuit breakers trip to the OFF position, eliminating nuisance callbacks. The thermal-magnetic trip curve avoids nuisance tripping on mild overloads while reacting almost instantaneously to severe short-circuit conditions. Multipole breakers have internal common trip connection to operate all poles simultaneously. Handles are marked with ON-OFF indication and ampere rating of the breaker.

Special Application Plug-On Circuit Breakers—Type CH 10 kAIC 120 Vac and 120/240 Vac

Branch Feeder Type Arc Fault Circuit Breakers

A branch feeder type arc fault circuit interrupter is a device intended to mitigate high current arcing faults in the complete circuit, including connected cords. High current arcing faults can occur from line to neutral or line to ground. These arcing faults are in parallel with the load and produce the most energy of all arcing faults.

The branch feeder type AFCI is required in the 1999 and 2002 National Electrical Code.

The Combination Type AFCI is required in the 2005 and 2008 National Electrical Code.

Combination Type Arc Fault Circuit Breakers

A combination type arc fault circuit interrupter is a device that includes all of the protection offered by the branch feeder AFCI (mitigation of high current arcing faults in the complete circuit, including connected cords). In addition it provides direct detection of persistent low current arcing faults down to 5 amps with associated mitigation of fire hazards in the cords connected to the outlets. High current arcing faults can occur from line to neutral or line to ground. These arcing faults are in parallel with the load and produce the most energy of all arcing faults. The current level of low current arcing faults is limited by the load.

Ground Fault Circuit Breakers—Ground Fault Application Notes

Single-pole Type CHGFIs are designed for use in two-wire, 120 Vac circuits. The diagram on **Page V1-T1-39** shows a typical wiring configuration.

Two-pole Type CHGFIs are designed for use in three-wire, 120/240 Vac circuits, 120 Vac multiwire circuits employing common, neutral and two-wire, 240 Vac circuits obtained from a 120/240 Vac source.

Diagrams on **Page V1-T1-39** illustrate typical wiring configurations for 120/240 Vac multiwire circuits.

The diagram on **Page V1-T1-39** depicts a 240 Vac, two-wire circuit. Note the “panel neutral” conductor connects to the neutral bar, even though the neutral is not included in the load circuit. This connection is necessary to supply a 120 Vac power source to the ground fault sensing circuit.

The figures are shown with a 120/240 Vac, single-phase, three-wire power source, but are also applicable to a 120/208 Vac, three-phase, four-wire power supply. For all figures, the electrical operation of the Type CHGFI is not affected by the equipment ground.




1.1

Loadcenters and Circuit Breakers

Type CH Loadcenters and Circuit Breakers

1

Features



Plug-On Type CH Breaker

1.1

Loadcenters and Circuit Breakers

Type CH Loadcenters and Circuit Breakers

1

Plug-On Branch Feeder Type Arc Fault Circuit Breakers, Type CH 10 kAIC, 120 Vac and 120/240 Vac

Type CH Single-Pole CAFCI Circuit Breaker



Type CH 3/4-Inch (19.1 mm) Wide CAFCI Circuit Breakers

Poles	Ampere Rating	Catalog Number
Standard Pigtail		
Single-pole 10 kAIC	15	CHCAF115
	20	CHCAF120
Plug-On Neutral		
Single-pole 10 kAIC	15	CHCAF115PN
	20	CHCAF115PN

Type CH Single-Pole AFCI Circuit Breaker



Type CH 3/4-Inch (19.1 mm) Wide FIRE-GUARD® AFCI Circuit Breakers

Poles	Ampere Rating	Configuration	Catalog Number
Single-pole 10 kAIC	15	AFCI	CH115AF ①
	20	AFCI	CH120AF ①
Two-pole 10 kAIC ②③	15	AFCI common trip	CH215AF
	20	AFCI common trip	CH220AF

Plug-On Combination Type Arc Fault Circuit Breakers, Type CH 10 kAIC, 120 Vac and 120/240 Vac

Type CH Single-Pole PON Combo AFCI Circuit Breaker



Type CH 3/4-Inch (19.1 mm) Wide FIRE-GUARD Combination Type AFCI Circuit Breakers

Poles	Ampere Rating	Configuration	Catalog Number
Single-pole 10 kAIC	15	AFCI	CH115CAF ①
		AFCI plug-on neutral, no pigtail ④	CH115CAFPN
	20	AFCI	CH120CAF ①
		AFCI plug-on neutral, no pigtail ④	CH120CAFPN
Two-pole 10 kAIC	15	AFCI	CH215CAF
		AFCI plug-on neutral, no pigtail ④	—
	20	AFCI	CH220CAF
		AFCI plug-on neutral, no pigtail ④	—

Notes

- ① Clamshell packaging available with CS modification code on the end of catalog number.
- ② Common trip refers to two-pole 240V load application sourced by 120/240 Vac (see diagram on **Page V1-T1-39**).
- ③ Independent trip refers to two-pole multi-wire, home run or shared neutral circuits (see diagrams on **Page V1-T1-39**).
- ④ Requires plug-on neutral loadcenter.

Plug-On Circuit Breakers



Contents

<i>Description</i>	<i>Page</i>
Overview	V1-T1-2
CH Specialty Products	V1-T1-14
CH Loadcenter Options and Accessories	V1-T1-22
CH Circuit Breakers	
Features	V1-T1-30
Product Selection	V1-T1-31
Options and Accessories	V1-T1-37
Technical Data and Specifications	V1-T1-39
Wiring Diagrams	V1-T1-39

CH Circuit Breakers

Product Description

Quick-make, quick-break switch mechanism combined with inverse time element tripping operation and trip-free handle design. Type CH circuit breakers trip to the OFF position, eliminating nuisance callbacks. The thermal-magnetic trip curve avoids nuisance tripping on mild overloads while reacting almost instantaneously to severe short-circuit conditions. Multipole breakers have internal common trip connection to operate all poles simultaneously. Handles are marked with ON-OFF indication and ampere rating of the breaker.

Special Application Plug-On Circuit Breakers—Type CH 10 kAIC 120 Vac and 120/240 Vac

Branch Feeder Type Arc Fault Circuit Breakers

A branch feeder type arc fault circuit interrupter is a device intended to mitigate high current arcing faults in the complete circuit, including connected cords. High current arcing faults can occur from line to neutral or line to ground. These arcing faults are in parallel with the load and produce the most energy of all arcing faults.

The branch feeder type AFCI is required in the 1999 and 2002 National Electrical Code.

The Combination Type AFCI is required in the 2005 and 2008 National Electrical Code.

Combination Type Arc Fault Circuit Breakers

A combination type arc fault circuit interrupter is a device that includes all of the protection offered by the branch feeder AFCI (mitigation of high current arcing faults in the complete circuit, including connected cords). In addition it provides direct detection of persistent low current arcing faults down to 5 amps with associated mitigation of fire hazards in the cords connected to the outlets. High current arcing faults can occur from line to neutral or line to ground. These arcing faults are in parallel with the load and produce the most energy of all arcing faults. The current level of low current arcing faults is limited by the load.

Ground Fault Circuit Breakers—Ground Fault Application Notes

Single-pole Type CHGFIs are designed for use in two-wire, 120 Vac circuits. The diagram on **Page V1-T1-39** shows a typical wiring configuration.

Two-pole Type CHGFIs are designed for use in three-wire, 120/240 Vac circuits, 120 Vac multiwire circuits employing common, neutral and two-wire, 240 Vac circuits obtained from a 120/240 Vac source.

Diagrams on **Page V1-T1-39** illustrate typical wiring configurations for 120/240 Vac multiwire circuits.

The diagram on **Page V1-T1-39** depicts a 240 Vac, two-wire circuit. Note the “panel neutral” conductor connects to the neutral bar, even though the neutral is not included in the load circuit. This connection is necessary to supply a 120 Vac power source to the ground fault sensing circuit.

The figures are shown with a 120/240 Vac, single-phase, three-wire power source, but are also applicable to a 120/208 Vac, three-phase, four-wire power supply. For all figures, the electrical operation of the Type CHGFI is not affected by the equipment ground.




1.1

Loadcenters and Circuit Breakers

Type CH Loadcenters and Circuit Breakers

1

Features



Plug-On Type CH Breaker

1.1

Loadcenters and Circuit Breakers

Type CH Loadcenters and Circuit Breakers

1

Plug-On Branch Feeder Type Arc Fault Circuit Breakers, Type CH 10 kAIC, 120 Vac and 120/240 Vac

Type CH Single-Pole CAFCI Circuit Breaker



Type CH 3/4-Inch (19.1 mm) Wide CAFCI Circuit Breakers

Poles	Ampere Rating	Catalog Number
Standard Pigtail		
Single-pole 10 kAIC	15	CHCAF115
	20	CHCAF120
Plug-On Neutral		
Single-pole 10 kAIC	15	CHCAF115PN
	20	CHCAF115PN

Type CH Single-Pole AFCI Circuit Breaker



Type CH 3/4-Inch (19.1 mm) Wide FIRE-GUARD® AFCI Circuit Breakers

Poles	Ampere Rating	Configuration	Catalog Number
Single-pole 10 kAIC	15	AFCI	CH115AF ①
	20	AFCI	CH120AF ①
Two-pole 10 kAIC ②③	15	AFCI common trip	CH215AF
	20	AFCI common trip	CH220AF

Plug-On Combination Type Arc Fault Circuit Breakers, Type CH 10 kAIC, 120 Vac and 120/240 Vac

Type CH Single-Pole PON Combo AFCI Circuit Breaker



Type CH 3/4-Inch (19.1 mm) Wide FIRE-GUARD Combination Type AFCI Circuit Breakers

Poles	Ampere Rating	Configuration	Catalog Number
Single-pole 10 kAIC	15	AFCI	CH115CAF ①
		AFCI plug-on neutral, no pigtail ④	CH115CAFPN
	20	AFCI	CH120CAF ①
		AFCI plug-on neutral, no pigtail ④	CH120CAFPN
Two-pole 10 kAIC	15	AFCI	CH215CAF
		AFCI plug-on neutral, no pigtail ④	—
	20	AFCI	CH220CAF
		AFCI plug-on neutral, no pigtail ④	—

Notes

- ① Clamshell packaging available with CS modification code on the end of catalog number.
- ② Common trip refers to two-pole 240V load application sourced by 120/240 Vac (see diagram on **Page V1-T1-39**).
- ③ Independent trip refers to two-pole multi-wire, home run or shared neutral circuits (see diagrams on **Page V1-T1-39**).
- ④ Requires plug-on neutral loadcenter.