



IMPORTANT

When relamping, only use lamps specified in the exit sign. Using other lamp types may result in transformer damage or unsafe conditions.

IMPORTANT SAFEGUARDS

When using electrical equipment, basic safety precautions should always be followed including the following.

READ AND FOLLOW ALL SAFETY INSTRUCTIONS

1. Do not use outdoors.
2. Do not mount near gas or electric heaters
3. Equipment should be mounted in locations and at heights (MAX: 8ft) where it will not be subject to tampering by unauthorized personnel.
4. The use of accessory equipment is not recommended by the manufacturer may cause an unsafe condition.
5. Do not use this equipment for other than its intended use.
6. Before wiring to power supply, turn off electricity at fuse or circuit breaker.
7. Consult local building code for approved wiring and installation.
8. Installation and servicing should be performed by qualified personnel.

INSTALLER:

- SEE UNIT LABEL FOR ADDITIONAL MODEL SPECIFICATIONS
- SAVE THESE INSTRUCTIONS FOR USE BY OWNER/OCCUPANT

WARNING – This product contains chemicals known to the State of California to cause cancer, birth defects and/or other reproductive harm. Thoroughly wash hands after installing, handling, cleaning, or otherwise touching this product.

tradeSELECT™

INSTALLATION

Ceiling & End Mounting (FIG. A) & (Fig. B).

1. Connect input as shown in wiring diagram below and fasten canopy to J-box bracket.
2. Snap housing to canopy.
3. If the exit has remote capacity, up to 4 remotes can be connected.
4. Secure faceplate to housing and remove the proper arrow as required.

Fig. A


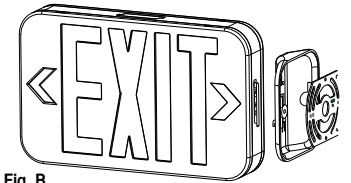
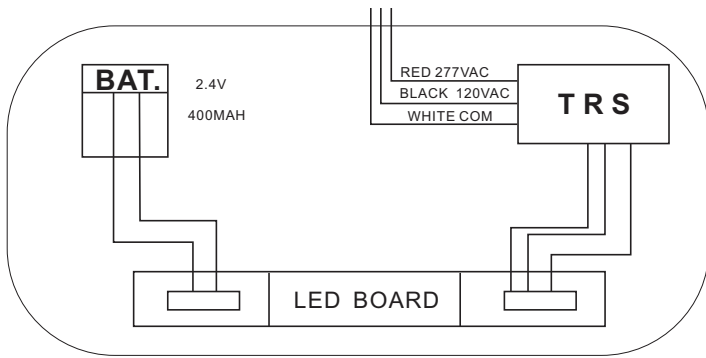


Fig. B



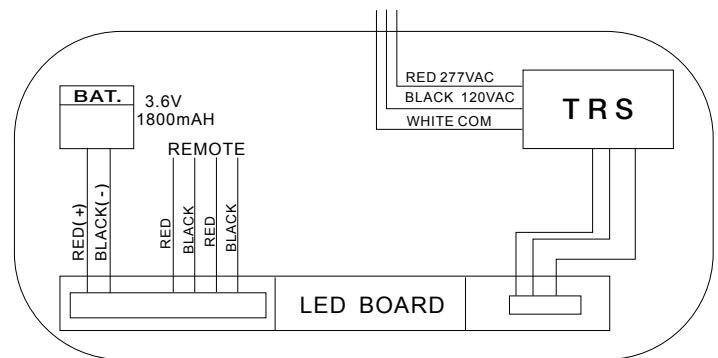
WIRING DIAGRAM

Wiring Diagram for Exit Sign(Example: CER)



Warning:
Unused wires must be capped using enclosed wire nuts.

Wiring Diagram for Exit with Remote Capacity(Example: CERRC)



RECYCLING INFORMATION
All steel, aluminum and thermoplastic parts are recyclable.
All cartons contain recycled materials.
Please recycle responsibly.