

area lights

150W Area light

Replace 400W metal halide one-for-one. Type II, III and IV distributions. Bi-level, dimming and several photosensor control options available.



Performance

Equivalent Replaces 400W MH
320-400W MH

BUG Rating B2 U0 G2

Color Temperature (CCT)	3000K	4000K	5000K
Input Watts	152	151	153
Output Lumens	16,909	17,213	17,834
Lumens Per Watt	112	114	116
Color Accuracy (CRI)	81	82	65

Values shown for Type II distribution. Please visit rabweb.com for details on Types III and IV.

Specifications

UL Listing

Suitable for wet locations.

Lifespan

100,000-hour LED lifespan based on IES LM-80 results and TM-21 calculations

Drivers

Constant Current, 2000mA, Class 2 with 4 kV surge protection, 120V: 1.31A; 208V: 0.80A; 240V: 0.69A; 277V: 0.60A; 50/60 Hz, THD ≤20%, Power Factor: 99%

Cold Weather Starting

Minimum starting temperature is -40°C (-40°F).

Mounting

Universal mounting arm compatible for hole spacing patterns from 1" to 5 1/2" center to center. Round Pole Adaptor plate included as a standard. Easy slide and lock to mount fixture with ease.

Ambient Temperature

Suitable for use in 40°C (104°F)

Thermal Management

Superior heat dissipation with integrated Airflow fins (patent pending) to extend LED lifespan

Housing

Precision die-cast aluminum housing, lens frame and mounting plate

Reflector

Specular vacuum metalized polycarbonate for smooth light distribution and low glare

Gaskets

High-temperature silicone. O-Ring gasketed close-up plug

IESNA LM-79 & LM-80 Testing

RAB LED luminaires have been tested by an independent NVLAP Certified laboratory in accordance with IESNA LM-79 and LM-80, and have received the Department of Energy "Lighting Facts" label.

IP Rating

Ingress Protection rating of IP66 for dust and water.

Precision optics

Available in Type II, III & IV distribution



Options

Available with photosensor controls



Mounting

Adjustable Universal Mounting Arm



Ordering information

Product Family	Distribution	Wattage	Mounting	Color Temp	Finish Color	Driver Options	Photocell Options
ALED		150					
	2T Type II 3T Type III 4T Type IV		Blank Arm SF Slipfitter	Blank 5000K N 4000K Y 3000K	Blank Bronze RG Gray W White	/BL Bi-Level /D10 0-10V Dimming	/PCS 120V Swivel* /PCS2 277V Swivel* /PCS4 480V Swivel /PCT 120-277V Twistlock <i>*Slipfitter mounting only</i>

ALED Accessories

Round pole adapter: Catalog#: RPA3; RPA35; RPA4; RPA5 and RPA6

Pole size for each adapter: RPA3 = 3" Diameter Round Pole. RPA35 = 3.5" Diameter Round Pole
RPA4 = 4" Diameter Round Pole. RPA5 = 5" Diameter Round Pole. RPA6 = 6" Diameter Round Pole

Poles and anchor bolts: Poles and anchor bolts sold separately. Visit rabweb.com for details.

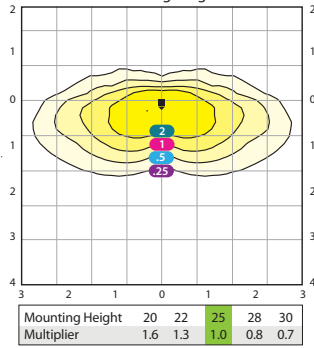
Shields: ALED150HS = 3 Sided Shield ALED 50W-150W Kit, Bronze.
ALED150SS = Shield ALED 50-150 Side & Back Kit, Bronze.

ALED150HSW = 3 Sided Shield ALED 50W-150W Kit, White.
ALED150SSW = Shield ALED 50-150 Side & Back Kit, White.

Photometrics

ALED2T150 (Type II)

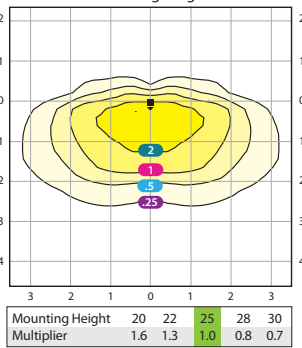
150W at 25' Mounting Height



Type II: Ideal for wide walkways, on ramps, bike/jogging paths and other long and narrow applications. Meant for lighting larger areas and usually located near the roadside.

ALED3T150 (Type III)

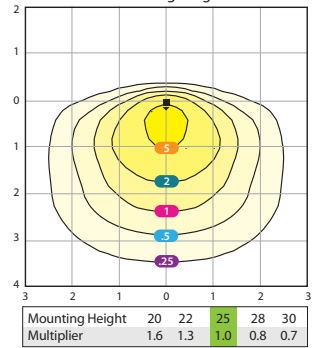
150W at 25' Mounting Height



Type III: Ideal for roadway, general parking, and other applications where a larger pool of light is required. Usually located near the side of the area, allowing light to project outward and fill area.

ALED4T150 (Type IV)

150W at 25' Mounting Height



Type IV: "Forward Throw" is especially suited for mounting on the sides of buildings and walls, and for illuminating the perimeter of parking areas. It produces a semicircular distribution.

Grid Scale: Multiples of mounting height, values shown in footcandles

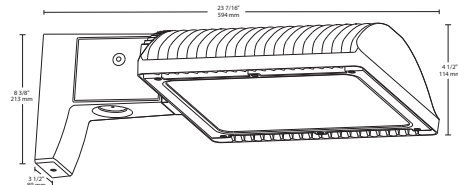
Recessed LED module and optimized reflector provide smooth light distribution with no hot spots and low glare.

RAB lighting design engineers can create a custom lighting layout for your job. For free.

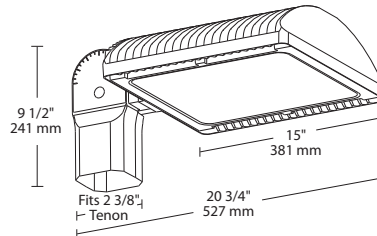
Photometric Report #ITL79617, #ITL79623 and #ITL79629

Dimensions & weight

UNIVERSAL MOUNT - Weight: 32 lbs / 14.5 kg **EPA:** 0.75



SLIPFITTER - Weight: 32 lbs / 14.5 kg **EPA:** 2.0



SUITABLE FOR WET LOCATIONS



5-Year No Compromise Warranty



Fully Shielded, Full Cutoff Optics



For use on LEED buildings to attain Light Pollution Reduction Credit



See rabweb.com/title24



Please visit rabweb.com to see which models are DLC or DLC Premium listed.

area lights

150W Area light

Replace 400W metal halide one-for-one. Type II, III and IV distributions. Bi-level, dimming and several photosensor control options available.



Performance

Equivalent Replaces 400W MH
320-400W MH

BUG Rating B2 U0 G2

Color Temperature (CCT)	3000K	4000K	5000K
Input Watts	152	151	153
Output Lumens	16,909	17,213	17,834
Lumens Per Watt	112	114	116
Color Accuracy (CRI)	81	82	65

Values shown for Type II distribution. Please visit rabweb.com for details on Types III and IV.

Specifications

UL Listing

Suitable for wet locations.

Lifespan

100,000-hour LED lifespan based on IES LM-80 results and TM-21 calculations

Drivers

Constant Current, 2000mA, Class 2 with 4 kV surge protection, 120V: 1.31A; 208V: 0.80A; 240V: 0.69A; 277V: 0.60A; 50/60 Hz, THD ≤20%, Power Factor: 99%

Cold Weather Starting

Minimum starting temperature is -40°C (-40°F).

Mounting

Universal mounting arm compatible for hole spacing patterns from 1" to 5 1/2" center to center. Round Pole Adaptor plate included as a standard. Easy slide and lock to mount fixture with ease.

Ambient Temperature

Suitable for use in 40°C (104°F)

Thermal Management

Superior heat dissipation with integrated Airflow fins (patent pending) to extend LED lifespan

Housing

Precision die-cast aluminum housing, lens frame and mounting plate

Reflector

Specular vacuum metalized polycarbonate for smooth light distribution and low glare

Gaskets

High-temperature silicone. O-Ring gasketed close-up plug

IESNA LM-79 & LM-80 Testing

RAB LED luminaires have been tested by an independent NVLAP Certified laboratory in accordance with IESNA LM-79 and LM-80, and have received the Department of Energy "Lighting Facts" label.

IP Rating

Ingress Protection rating of IP66 for dust and water.

Precision optics

Available in Type II, III & IV distribution



Options

Available with photosensor controls



Mounting

Adjustable Universal Mounting Arm



Ordering information

Product Family	Distribution	Wattage	Mounting	Color Temp	Finish Color	Driver Options	Photocell Options
ALED		150					
	2T Type II 3T Type III 4T Type IV		Blank Arm SF Slipfitter	Blank 5000K N 4000K Y 3000K	Blank Bronze RG Gray W White	/BL Bi-Level /D10 0-10V Dimming	/PCS 120V Swivel* /PCS2 277V Swivel* /PCS4 480V Swivel /PCT 120-277V Twistlock <i>*Slipfitter mounting only</i>

ALED Accessories

Round pole adapter: Catalog#: RPA3; RPA35; RPA4; RPA5 and RPA6

Pole size for each adapter: RPA3 = 3" Diameter Round Pole. RPA35 = 3.5" Diameter Round Pole
RPA4 = 4" Diameter Round Pole. RPA5 = 5" Diameter Round Pole. RPA6 = 6" Diameter Round Pole

Poles and anchor bolts: Poles and anchor bolts sold separately. Visit rabweb.com for details.

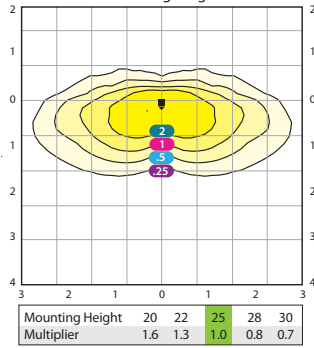
Shields: ALED150HS = 3 Sided Shield ALED 50W-150W Kit, Bronze.
ALED150SS = Shield ALED 50-150 Side & Back Kit, Bronze.

ALED150HSW = 3 Sided Shield ALED 50W-150W Kit, White.
ALED150SSW = Shield ALED 50-150 Side & Back Kit, White.

Photometrics

ALED2T150 (Type II)

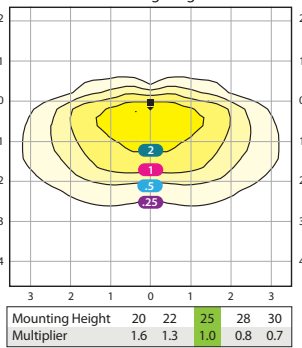
150W at 25' Mounting Height



Type II: Ideal for wide walkways, on ramps, bike/jogging paths and other long and narrow applications. Meant for lighting larger areas and usually located near the roadside.

ALED3T150 (Type III)

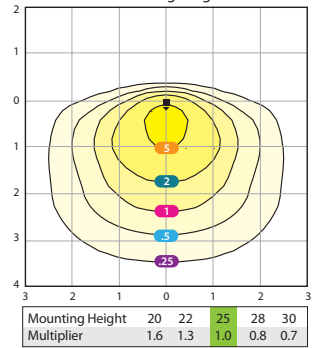
150W at 25' Mounting Height



Type III: Ideal for roadway, general parking, and other applications where a larger pool of light is required. Usually located near the side of the area, allowing light to project outward and fill area.

ALED4T150 (Type IV)

150W at 25' Mounting Height



Type IV: "Forward Throw" is especially suited for mounting on the sides of buildings and walls, and for illuminating the perimeter of parking areas. It produces a semicircular distribution.

Grid Scale: Multiples of mounting height, values shown in footcandles

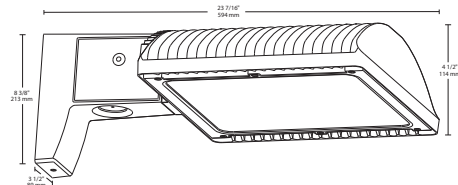
Recessed LED module and optimized reflector provide smooth light distribution with no hot spots and low glare.

RAB lighting design engineers can create a custom lighting layout for your job. For free.

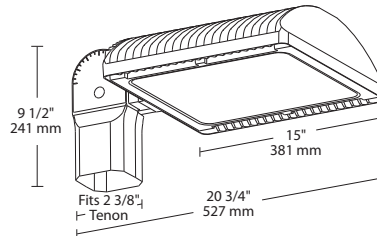
Photometric Report #ITL79617, #ITL79623 and #ITL79629

Dimensions & weight

UNIVERSAL MOUNT - Weight: 32 lbs / 14.5 kg EPA: 0.75



SLIPFITTER - Weight: 32 lbs / 14.5 kg EPA: 2.0



SUITABLE FOR WET LOCATIONS



5-Year No Compromise Warranty



Fully Shielded, Full Cutoff Optics



For use on LEED buildings to attain Light Pollution Reduction Credit



See rabweb.com/title24



Please visit rabweb.com to see which models are DLC or DLC Premium listed.