

CAT#	A	B
8415	7.25	2.781
8515	8.25	2.781
8615	9.5	2.781
8715	10.5	3
8815	13	3.125
8915	15	3.281
89A15	16	3.375

A=MIN. UL RADIUS  
B=STRAIGHT LEG EACH END

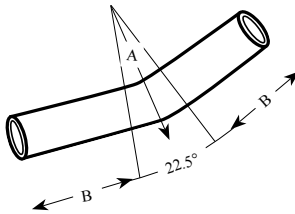
## EMT 15° ELBOW

### GALVANIZED STEEL

TOPAZ CAT #	UPC#	SIZE	UNIT CTN	SHIP CASE	WT/ CASE
8415	83896	1 1/4"	—	30	16
8515	83897	1 1/2"	—	15	22
8615	83898	2"	—	10	16
8715	83899	2 1/2"	—	1	3
8815	83815	3"	—	1	4
8915	83901	3 1/2"	—	1	6
89A15	83902	4"	—	1	7



E197604



CAT#	A	B
8422	7.25	2.781
8522	8.25	2.781
8622	9.5	2.781
8722	10.5	3
8822	13	3.125
8922	15	3.281
89A22	16	3.375

A=MIN. UL RADIUS  
B=STRAIGHT LEG EACH END

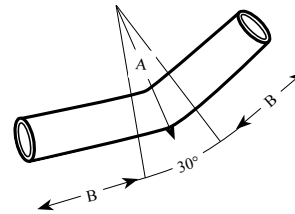
## EMT 22 1/2° ELBOW

### GALVANIZED STEEL

TOPAZ CAT #	UPC#	SIZE	UNIT CTN	SHIP CASE	WT/ CASE
8422	83889	1 1/4"	—	30	17
8522	83890	1 1/2"	—	15	24
8622	83891	2"	—	10	18
8722	83892	2 1/2"	—	1	3
8822	83893	3"	—	1	5
8922	83994	3 1/2"	—	1	6
89A22	83995	4"	—	1	8



E197604



CAT#	A	B
8430	7.25	2.781
8530	8.25	2.781
8630	9.5	2.781
8730	10.5	3
8830	13	3.125
8930	15	3.281
89A30	16	3.375

A=MIN. UL RADIUS  
B=STRAIGHT LEG EACH END

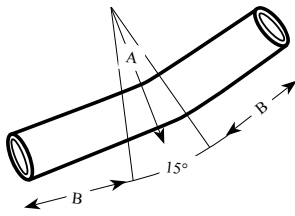
## EMT 30° ELBOW

### GALVANIZED STEEL

TOPAZ CAT #	UPC#	SIZE	UNIT CTN	SHIP CASE	WT/ CASE
8430	83903	1 1/4"	—	30	19
8530	83893	1 1/2"	—	15	25
8630	83905	2"	—	10	20
8730	83906	2 1/2"	—	1	3
8830	83907	3"	—	1	5
8930	83908	3 1/2"	—	1	7
89A30	83909	4"	—	1	8



E197604



CAT#	A	B
8415	7.25	2.781
8515	8.25	2.781
8615	9.5	2.781
8715	10.5	3
8815	13	3.125
8915	15	3.281
89A15	16	3.375

A=MIN. UL RADIUS  
B=STRAIGHT LEG EACH END

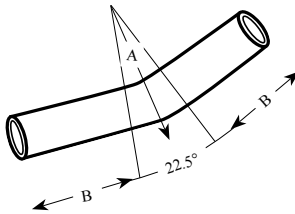
## EMT 15° ELBOW

### GALVANIZED STEEL

TOPAZ CAT #	UPC#	SIZE	UNIT CTN	SHIP CASE	WT/ CASE
8415	83896	1 1/4"	—	30	16
8515	83897	1 1/2"	—	15	22
8615	83898	2"	—	10	16
8715	83899	2 1/2"	—	1	3
8815	83815	3"	—	1	4
8915	83901	3 1/2"	—	1	6
89A15	83902	4"	—	1	7



E197604



CAT#	A	B
8422	7.25	2.781
8522	8.25	2.781
8622	9.5	2.781
8722	10.5	3
8822	13	3.125
8922	15	3.281
89A22	16	3.375

A=MIN. UL RADIUS  
B=STRAIGHT LEG EACH END

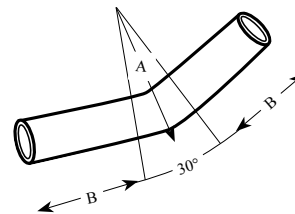
## EMT 22 1/2° ELBOW

### GALVANIZED STEEL

TOPAZ CAT #	UPC#	SIZE	UNIT CTN	SHIP CASE	WT/ CASE
8422	83889	1 1/4"	—	30	17
8522	83890	1 1/2"	—	15	24
8622	83891	2"	—	10	18
8722	83892	2 1/2"	—	1	3
8822	83893	3"	—	1	5
8922	83994	3 1/2"	—	1	6
89A22	83995	4"	—	1	8



E197604



CAT#	A	B
8430	7.25	2.781
8530	8.25	2.781
8630	9.5	2.781
8730	10.5	3
8830	13	3.125
8930	15	3.281
89A30	16	3.375

A=MIN. UL RADIUS  
B=STRAIGHT LEG EACH END

## EMT 30° ELBOW

### GALVANIZED STEEL

TOPAZ CAT #	UPC#	SIZE	UNIT CTN	SHIP CASE	WT/ CASE
8430	83903	1 1/4"	—	30	19
8530	83893	1 1/2"	—	15	25
8630	83905	2"	—	10	20
8730	83906	2 1/2"	—	1	3
8830	83907	3"	—	1	5
8930	83908	3 1/2"	—	1	7
89A30	83909	4"	—	1	8



E197604