

24 HOUR TIME SWITCHES

Duty Cycle Dial

APPLICATIONS

- For one to many daily ON-OFF operations
- Duty Cycling
 - Pumping
 - Process Control
 - Ventilating Fans
 - Irrigation
 - Laboratory Experiments

SPECIFICATIONS

Contact Ratings: 20 Amps at 120 or 240V, 5 Amps at 480V, 3/4 HP at 120V AC

Timing Motor: Heavy duty synchronous, self-starting, high torque. Power Consumption: 3 watts. Optional reserve power spring mechanism keeps dial on time up to 16 hours during power outage. Power Consumption: 5 watts. Add suffix L to model number.

Dial: Captivated tabs for setting are easily tilted in or out by hand. Switch stays ON or OFF as set when adjacent tabs are set alike. Markings in English, French & Spanish.

1 to 48 ON-OFF operations per day.

96 tabs permit 15 minute switching changes.

Duty Cycles adjustable from 1/2, 1, 2, 3, 4, 6, 12 and 24 hours.

Operating Temperature Range: -40° to +165°F. (-40° to +74°C.)

Enclosures: See end of controls section for dimensions. General purpose (NEMA 1). Drawn steel, beige enamel, with combination 1/2" and 3/4" K.O.'s on sides, bottom and back. Lockable hasp. Cover is removable and movement releases from case at finger touch for easy installation.

Other Mountings:

Model IAP-Intermatic® Adapter Plate – allows any TORK 8000 model to fit into an Intermatic case without necessity of changing the enclosure.

Flush, with lock and key (suffix FL1) – Model 9001*

Duplex – 2 standard units in one indoor/outdoor metal case, (except 3 pole) surface (suffix DUOL) – Model 9004L*

Noryl® Indoor/Outdoor– NEMA 3R (suffix N) – Model 9000N.* (Not available for 8007, 8007L, 8008, 8008L, 8007V, 8007VL)

Metal Indoor/Outdoor – NEMA 3 (suffix O) – Model 9000A* (hinged side)

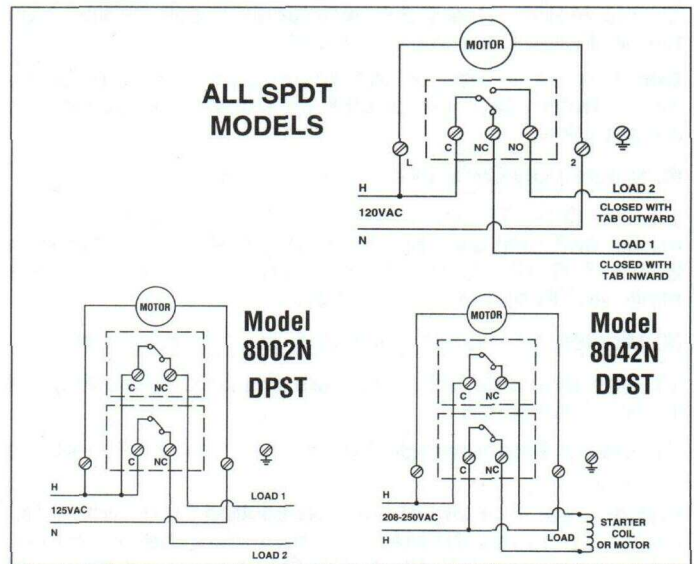
Bracket mounting – specify mechanism only, with bracket.

*Use model number when ordering special enclosures separately.

8000 SERIES



MECHANICAL



SPECIFICATION WRITER'S GUIDE

The time switches shall be of duty cycle type, capable of programming at 15-minute intervals of the day. Schedule tabs shall be captive on the dial, and shall be easily set by hand without tools to obtain or to change the desired schedule. The switching condition shall be maintained when adjacent tabs are set alike. The unit shall be powered by a self-starting enclosed 120 (or 208-277) volt synchronous motor capable of continuous accurate operation. The switch mechanism shall be a self-contained unit rated at not less than 20 amps, 120 volts, single pole, double throw, and shall be readily replaceable in the field.

FOR 8001 ADD: The time switch shall be similar and equal to Tork Model 8001. FOR 8007 AND 8007V ADD: An omitting device shall be furnished as an integral part of the time switch, to enable the switching operation to be skipped for any preselected day or days of the week. The time switch shall be similar and equal to Tork Model 8007 or (8007V.) FOR 8007L ADD: (Same description as for 8007). The unit shall incorporate an integral electrically wound spring reserve power unit, which shall power the clock mechanism for up to 16 hours on a power failure. The time switch shall be similar and equal to Tork Model 8007L. FOR 8001U: The unit shall be furnished with built-in 480-120V transformer to operate timing motor in parallel with 480 volt load. The time switch shall be Tork Model 8001U.

ORDERING INFORMATION

| †Model # | †Model # with Reserve Power | Switch | Type | Amps | H.P. Rating | MOTOR | |
|----------|-----------------------------|--------|-------------|------|----------------------------|----------------|------|
| | | | | | | AC Voltage | Hz |
| 8001 | – | SPDT | 24 Hour | 20 | 3/4 | 120 | 60 |
| 8002N** | – | DPST | 24 Hour | 20 | 3/4 @ 125V 1-1/2 @ 250V | 125 | 60 |
| 8004 | – | SPDT | 24 Hour | 20 | 3/4 | 208-277 | 60†† |
| 8001U | – | SPDT | 24 Hour | 5 | 3/4 | 480/120 Trans. | 60 |
| 8007 | 8007L | SPDT | 7 Day Omit | 20 | 3/4 | 120 | 60 |
| 8008 | 8008L | SPDT | 7 Day Omit | 20 | 3/4 | 208-277 | 60†† |
| 8007V | 8007VL | SPDT | 14 Day Omit | 20 | 3/4 | 120 | 60 |
| 8042N** | – | DPST | 24 Hour | 20 | 3/4 @ 125V 1-1/2 @ 250V | 208-250 | 60 |

†24 volt in all models available on specification.

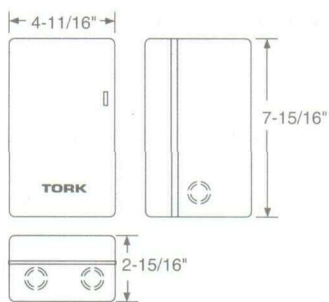
††Available in 240VAC, 50Hz

**Noryl enclosure is standard. Noryl enclosure with clear Lexan® cover is optional - add suffix "C" to catalog number (i.e. 8002 NC)

METAL INDOOR NEMA 1 #68229

STD. FOR MODELS

| | |
|--------|--------------|
| 1101 | 7122 |
| 1102 | 8001 |
| 1103 | 8004 |
| 1104 | 8011 |
| 1101FM | 8061 |
| 1104FM | 8121 |
| 7100 | 8301 |
| 7102 | 8601 |
| 7200 | 8602 |
| 7202 | E100 Series, |
| 7120 | EH10/20 |



METAL INDOOR/OUTDOOR NEMA 3 Model 9000A – Suffix O (replaces Model 9000)

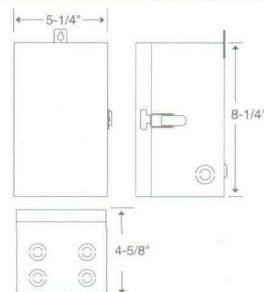
STD. FOR MODELS

| | |
|-----------|--------|
| 7300, (L) | 7302Z |
| 7302, (L) | 7300ZL |
| 7300Z | 7302ZL |

AVAILABLE FOR MODELS

| | | | |
|--------|----------------|-------------|-------|
| 1101 | 7200, (L,Z,ZL) | 1847AL | 8007V |
| 1102 | 7202, (L,Z,ZL) | 1847AZL | 8011 |
| 1103 | 7120, (L,Z,ZL) | 8001 | 8061 |
| 1104 | 7122, (L,ZL) | 8004 | 8121 |
| 1101FM | 7220, (L) | E100 Series | 8301 |
| 1104FM | 7222, (L) | 8001U | 8601 |
| 7100 | 1847A | 8007 | 8602 |
| 7102 | 1847AZ | 8007L | |

DW, DWZ, DZS, DTS Series



METAL INDOOR NEMA 1 #63100

STD. FOR MODELS

| | | |
|-----------|---------|--------|
| 7220, (L) | 1847AL | LC200 |
| 7222, (L) | 1847AZL | LDS-A |
| 7200L | 8001L | LDSH-A |
| 7202L | 8007 | |
| 7120L | 8007L | |
| 1847A | 8007V | |
| 1848A | 8150 | |
| 1849A | 8150U | |
| 1847AZ | | |

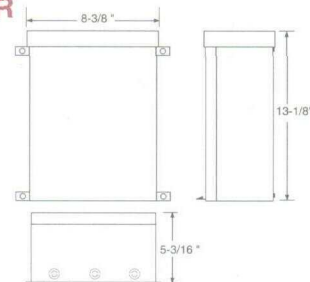


AVAILABLE FOR SERIES
DZS, DTS,
DW, DWZ,
DG

METAL INDOOR/OUTDOOR NEMA 3 Model 9006 – Suffix O

AVAILABLE FOR MODELS

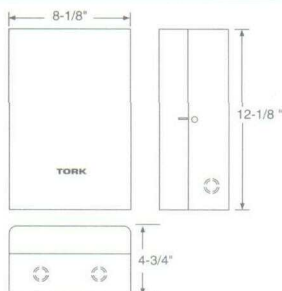
| | | |
|------|--------|---------|
| W100 | W222 | T920L |
| W200 | W220L | T930L |
| W202 | W222L | 1847AW |
| W300 | W300L | 1847AWL |
| W302 | W302L | |
| W120 | TW220L | |
| W220 | TW300L | |



METAL INDOOR NEMA 1 #63016-1

STD. FOR MODELS

| | |
|--------|--------|
| TZ220L | W302L |
| TZ300L | TW220L |
| W300 | TW300L |
| W302 | T920L |
| W300L | T930L |



METAL INDOOR/OUTDOOR – NEMA 3 Model 9013I - Suffix O

DIMENSIONS: 10-1/2" x 7-7/8" x 4-3/4"

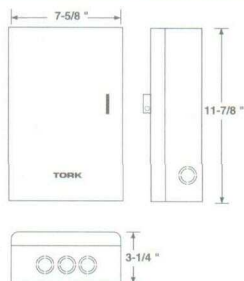
AVAILABLE FOR MODELS

| |
|--------|
| W400AL |
| W402AL |

METAL INDOOR NEMA 1 #70100

STD. FOR MODELS

| | |
|------|---------|
| W100 | W222 |
| W200 | W220L |
| W202 | W222L |
| W120 | 1847AW |
| W220 | 1847AWL |



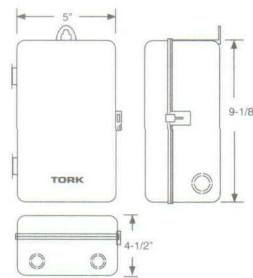
NORYL® INDOOR/OUTDOOR NEMA 3R Model 9000N – Suffix N

STD. FOR MODELS

| | | |
|------------|------------|------------|
| 7200Z, (L) | DG Series | DWZ Series |
| 7202Z, (L) | DZS Series | SMC-3D |
| 7120Z, (L) | DTS Series | |
| 7122ZL | DW Series | |

AVAILABLE FOR MODELS

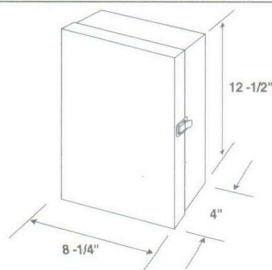
| | | | |
|----------------|----------------|---------|-------------|
| 1101 | 7202, (L,Z,ZL) | 1847AZL | 8602 |
| 1102 | 7120, (L,Z,ZL) | 8001 | E100 Series |
| 1103 | 7122 | 8004 | |
| 1104 | 7122ZL | 8001U | |
| 1101FM | 7220, (L) | 8011 | |
| 1104FM | 7222, (L) | 8061 | |
| 7100 | 1847A | 8121 | |
| 7102 | 1847AZ | 8301 | |
| 7200, (L,Z,ZL) | 1847AL | 8601 | |



METAL INDOOR NEMA 1

STD. FOR MODELS

| | |
|-------|--------|
| W400A | W400AL |
| W402A | W402AL |



24 HOUR TIME SWITCHES

Duty Cycle Dial

APPLICATIONS

- For one to many daily ON-OFF operations
- Duty Cycling
 - Pumping
 - Process Control
 - Ventilating Fans
 - Irrigation
 - Laboratory Experiments

SPECIFICATIONS

Contact Ratings: 20 Amps at 120 or 240V, 5 Amps at 480V, 3/4 HP at 120V AC

Timing Motor: Heavy duty synchronous, self-starting, high torque. Power Consumption: 3 watts. Optional reserve power spring mechanism keeps dial on time up to 16 hours during power outage. Power Consumption: 5 watts. Add suffix L to model number.

Dial: Captivated tabs for setting are easily tilted in or out by hand. Switch stays ON or OFF as set when adjacent tabs are set alike. Markings in English, French & Spanish.

1 to 48 ON-OFF operations per day.

96 tabs permit 15 minute switching changes.

Duty Cycles adjustable from 1/2, 1, 2, 3, 4, 6, 12 and 24 hours.

Operating Temperature Range: -40° to +165°F. (-40° to +74°C.)

Enclosures: See end of controls section for dimensions. General purpose (NEMA 1). Drawn steel, beige enamel, with combination 1/2" and 3/4" K.O.'s on sides, bottom and back. Lockable hasp. Cover is removable and movement releases from case at finger touch for easy installation.

Other Mountings:

Model IAP-Intermatic® Adapter Plate – allows any TORK 8000 model to fit into an Intermatic case without necessity of changing the enclosure.

Flush, with lock and key (suffix FL1) – Model 9001*

Duplex – 2 standard units in one indoor/outdoor metal case, (except 3 pole) surface (suffix DUOL) – Model 9004L*


Noryl® Indoor/Outdoor – NEMA 3R (suffix N) – Model 9000N.* (Not available for 8007, 8007L, 8008, 8008L, 8007V, 8007VL)

Metal Indoor/Outdoor – NEMA 3 (suffix O) – Model 9000A* (hinged side)

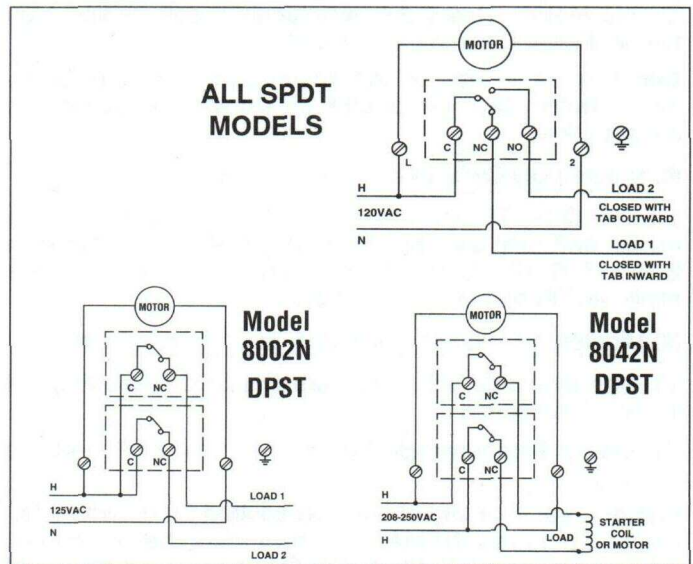
Bracket mounting – specify mechanism only, with bracket.

*Use model number when ordering special enclosures separately.

8000 SERIES



MECHANICAL



SPECIFICATION WRITER'S GUIDE

The time switches shall be of duty cycle type, capable of programming at 15-minute intervals of the day. Schedule tabs shall be captive on the dial, and shall be easily set by hand without tools to obtain or to change the desired schedule. The switching condition shall be maintained when adjacent tabs are set alike. The unit shall be powered by a self-starting enclosed 120 (or 208-277) volt synchronous motor capable of continuous accurate operation. The switch mechanism shall be a self-contained unit rated at not less than 20 amps, 120 volts, single pole, double throw, and shall be readily replaceable in the field.

FOR 8001 ADD: The time switch shall be similar and equal to Tork Model 8001. FOR 8007 AND 8007V ADD: An omitting device shall be furnished as an integral part of the time switch, to enable the switching operation to be skipped for any preselected day or days of the week. The time switch shall be similar and equal to Tork Model 8007 or (8007V.) FOR 8007L ADD: (Same description as for 8007). The unit shall incorporate an integral electrically wound spring reserve power unit, which shall power the clock mechanism for up to 16 hours on a power failure. The time switch shall be similar and equal to Tork Model 8007L. FOR 8001U: The unit shall be furnished with built-in 480-120V transformer to operate timing motor in parallel with 480 volt load. The time switch shall be Tork Model 8001U.

ORDERING INFORMATION

| †Model # | †Model # with Reserve Power | Switch | Type | Amps | H.P. Rating | MOTOR | |
|----------|-----------------------------|--------|-------------|------|----------------------------|----------------|------|
| | | | | | | AC Voltage | Hz |
| 8001 | – | SPDT | 24 Hour | 20 | 3/4 | 120 | 60 |
| 8002N** | – | DPST | 24 Hour | 20 | 3/4 @ 125V 1-1/2 @ 250V | 125 | 60 |
| 8004 | – | SPDT | 24 Hour | 20 | 3/4 | 208-277 | 60†† |
| 8001U | – | SPDT | 24 Hour | 5 | 3/4 | 480/120 Trans. | 60 |
| 8007 | 8007L | SPDT | 7 Day Omit | 20 | 3/4 | 120 | 60 |
| 8008 | 8008L | SPDT | 7 Day Omit | 20 | 3/4 | 208-277 | 60†† |
| 8007V | 8007VL | SPDT | 14 Day Omit | 20 | 3/4 | 120 | 60 |
| 8042N** | – | DPST | 24 Hour | 20 | 3/4 @ 125V 1-1/2 @ 250V | 208-250 | 60 |

†24 volt in all models available on specification.

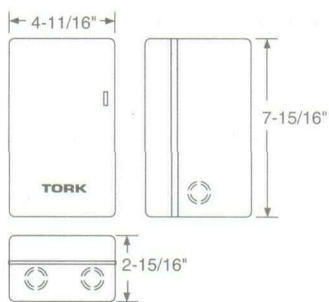
††Available in 240VAC, 50Hz

**Noryl enclosure is standard. Noryl enclosure with clear Lexan® cover is optional - add suffix "C" to catalog number (i.e. 8002 NC)

METAL INDOOR NEMA 1 #68229

STD. FOR MODELS

| | |
|--------|--------------|
| 1101 | 7122 |
| 1102 | 8001 |
| 1103 | 8004 |
| 1104 | 8011 |
| 1101FM | 8061 |
| 1104FM | 8121 |
| 7100 | 8301 |
| 7102 | 8601 |
| 7200 | 8602 |
| 7202 | E100 Series, |
| 7120 | EH10/20 |



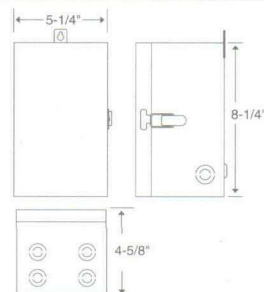
METAL INDOOR/OUTDOOR NEMA 3 Model 9000A – Suffix O (replaces Model 9000)

STD. FOR MODELS

| | |
|-----------|--------|
| 7300, (L) | 7302Z |
| 7302, (L) | 7300ZL |
| 7300Z | 7302ZL |

AVAILABLE FOR MODELS

| | | | |
|--------|----------------|-------------|-------|
| 1101 | 7200, (L,Z,ZL) | 1847AL | 8007V |
| 1102 | 7202, (L,Z,ZL) | 1847AZL | 8011 |
| 1103 | 7120, (L,Z,ZL) | 8001 | 8061 |
| 1104 | 7122, (L,ZL) | 8004 | 8121 |
| 1101FM | 7220, (L) | E100 Series | 8301 |
| 1104FM | 7222, (L) | 8001U | 8601 |
| 7100 | 1847A | 8007 | 8602 |
| 7102 | 1847AZ | 8007L | |



DW, DWZ, DZS, DTS Series

METAL INDOOR NEMA 1 #63100

STD. FOR MODELS

| | | |
|-----------|---------|--------|
| 7220, (L) | 1847AL | LC200 |
| 7222, (L) | 1847AZL | LDS-A |
| 7200L | 8001L | LDSH-A |
| 7202L | 8007 | |
| 7120L | 8007L | |
| 1847A | 8007V | |
| 1848A | 8150 | |
| 1849A | 8150U | |
| 1847AZ | | |

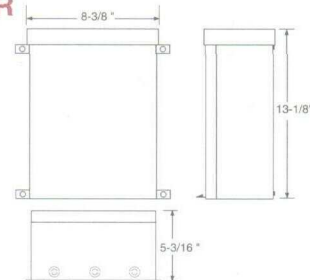


AVAILABLE FOR SERIES
DZS, DTS,
DW, DWZ,
DG

METAL INDOOR/OUTDOOR NEMA 3 Model 9006 – Suffix O

AVAILABLE FOR MODELS

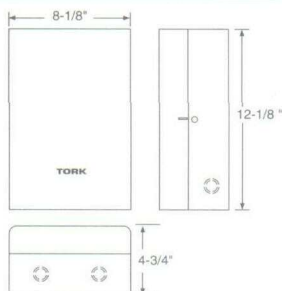
| | | |
|------|--------|---------|
| W100 | W222 | T920L |
| W200 | W220L | T930L |
| W202 | W222L | 1847AW |
| W300 | W300L | 1847AWL |
| W302 | W302L | |
| W120 | TW220L | |
| W220 | TW300L | |



METAL INDOOR NEMA 1 #63016-1

STD. FOR MODELS

| | |
|--------|--------|
| TZ220L | W302L |
| TZ300L | TW220L |
| W300 | TW300L |
| W302 | T920L |
| W300L | T930L |



METAL INDOOR/OUTDOOR – NEMA 3 Model 9013I - Suffix O

DIMENSIONS: 10-1/2" x 7-7/8" x 4-3/4"

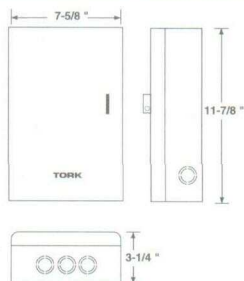
AVAILABLE FOR MODELS

| |
|--------|
| W400AL |
| W402AL |

METAL INDOOR NEMA 1 #70100

STD. FOR MODELS

| | |
|------|---------|
| W100 | W222 |
| W200 | W220L |
| W202 | W222L |
| W120 | 1847AW |
| W220 | 1847AWL |



NORYL® INDOOR/OUTDOOR NEMA 3R Model 9000N – Suffix N

STD. FOR MODELS

| | | |
|------------|------------|------------|
| 7200Z, (L) | DG Series | DWZ Series |
| 7202Z, (L) | DZS Series | SMC-3D |
| 7120Z, (L) | DTS Series | |
| 7122ZL | DW Series | |

AVAILABLE FOR MODELS

| | | | |
|----------------|----------------|---------|-------------|
| 1101 | 7202, (L,Z,ZL) | 1847AZL | 8602 |
| 1102 | 7120, (L,Z,ZL) | 8001 | E100 Series |
| 1103 | 7122 | 8004 | |
| 1104 | 7122ZL | 8001U | |
| 1101FM | 7220, (L) | 8011 | |
| 1104FM | 7222, (L) | 8061 | |
| 7100 | 1847A | 8121 | |
| 7102 | 1847AZ | 8301 | |
| 7200, (L,Z,ZL) | 1847AL | 8601 | |



METAL INDOOR NEMA 1

STD. FOR MODELS

| | |
|-------|--------|
| W400A | W400AL |
| W402A | W402AL |

