

|                |
|----------------|
| Catalog Number |
| Notes          |
| Type           |

## FEATURES & SPECIFICATIONS

**INTENDED USE** — The adjustable LED Gimbal downlighting module is 80% more efficient than incandescent luminaires, performing for 35,000 hours or more with exceptional energy efficiency and near zero maintenance. Multiple trim finish options are available to pick the style that matches the décor for any office or home. The LED Gimbal is intended for sloped ceiling applications, grazing textured surfaces, wall washing, and highlighting artwork or other architectural features. Retrofits into most existing recessed downlighting installations or new construction and remodel applications.

**CONSTRUCTION** — Spun steel gimbal reflectors with 180° of rotation and at least 35° of adjustable tilt in both directions. Driver affixed to a static yoke to allow maximization of LED light engine rotation and pivot movements.

**OPTICS** — Diffused lens at end of mixing chamber to provide even light distribution for general illumination, equivalent to 65W incandescent flood lamp.

Wide flood beam angle at >90°. CRI >90. Equivalent to 65-watt incandescent. The LED module maintains at least 70% light output for 35,000 hours.

**ELECTRICAL** — Primary power disconnect provided for simple connection to a dedicated LED connector in the housing. Dimming down to 15%. For compatible dimmers, refer to [Compatible Dimmers Chart](#).

**INSTALLATION** — Suitable for installation in standard height rough-in sections. E26 socket adaptor and splice kit ships standard. This enables easy installation or permanent conversion to an LED source for Title 24 compliance. Trim retention is achieved by utilizing two side-mounted torsion springs to ensure a consistently tight fit with the ceiling and easy installation.

**LISTINGS** — CSA certified to US and Canadian safety standards. ENERGY STAR® certified; California T24 compliant. Damp location listed.

**WARRANTY** — 5-year limited warranty. Complete warranty terms located at: [www.acuitybrands.com/CustomerResources/Terms\\_and\\_conditions.aspx](http://www.acuitybrands.com/CustomerResources/Terms_and_conditions.aspx)

**Note:** Actual performance may differ as a result of end-user environment and application.

All values are design or typical values, measured under laboratory conditions at 25 °C.

Specifications subject to change without notice.

# 6G1

IC/Non-IC  
Retrofit Gimbal



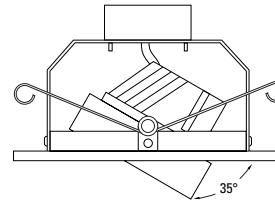
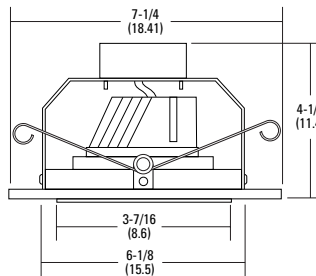
Matte Black

Brush Nickel

Oil Rubbed Bronze

### Specifications

|                  |               |
|------------------|---------------|
| Aperture:        | 3-7/16 (8.6)  |
| Ceiling opening: | as rough-in   |
| Length:          | 6-1/8 (15.5)  |
| Height:          | 4-1/2 (11.4)  |
| Overlap trim:    | 7-1/4 (18.41) |



All dimensions are in inches (centimeters) unless otherwise indicated.

### ORDERING INFORMATION

For shortest lead times, configure product using **bolded options**.

**Example:** 6G1MW LED 40K 90CRI L7XLED T24

| 6G1           |                  | LED                            |                               |                        |              |   |   |
|---------------|------------------|--------------------------------|-------------------------------|------------------------|--------------|---|---|
| Series/Finish |                  | Lamp                           | CCT/CRI/W/Lumens <sup>2</sup> |                        | Voltage      | Options   |   |
| Series        | Finish           | LED                            | (blank)                       | 3000K/83CRI/10.8W/620L | (blank) 120V | <b>L7XLED T24</b>                                       | IC/Non-IC rated, new construction rough-in LED base     |
| <b>6G1</b>    | 6" Gimbal module | <b>MW</b>                      | 27K 90CRI                     | 2700K/91CRI/11W/680L   |              | <b>L7XRLED T24</b>                                      | IC/Non-IC rated, remodel rough-in LED base <sup>4</sup> |
|               | <b>MB</b>        | Matte black                    | 30K 90CRI                     | 3000K/91CRI/10.3W/790L |              | <b>LC6LED T24</b>                                       | IC/Non-IC rated, new construction rough-in LED base     |
|               | <b>BN</b>        | Brush nickel                   | 40K 90CRI                     | 4000K/94CRI/10.5W/820L |              | <b>L7X</b>  | IC/Non-IC rated, new construction rough-in <sup>3</sup> |
|               | <b>ORB</b>       | Oil-rubbed bronze <sup>1</sup> |                               |                        | <b>L7XR</b>  | IC/Non-IC rated, remodel rough-in <sup>3,4</sup>        |   |
|               |                  |                                |                               |                        | <b>LC6</b>   | IC/Non-IC rated, new construction rough-in <sup>3</sup> |   |

|   |   |
|---|---|
| <b>Accessories:</b> Order as separate catalog number. |   |
| TSA6  | Makes non-bracket housings compatible with LED module |
| FL2LED  | Makes L7XF housings compatible with LED module        |



FL2LED  
Fluorescent Adapter Kit

### Notes

- Available in 90CRI only.
- Total system delivered lumens.
- Must be ordered on separate line.
- Must order with CTR6 accessory.

# 6G1 6" LED Gimbal Module

## PHOTOMETRICS

### Distribution Curve

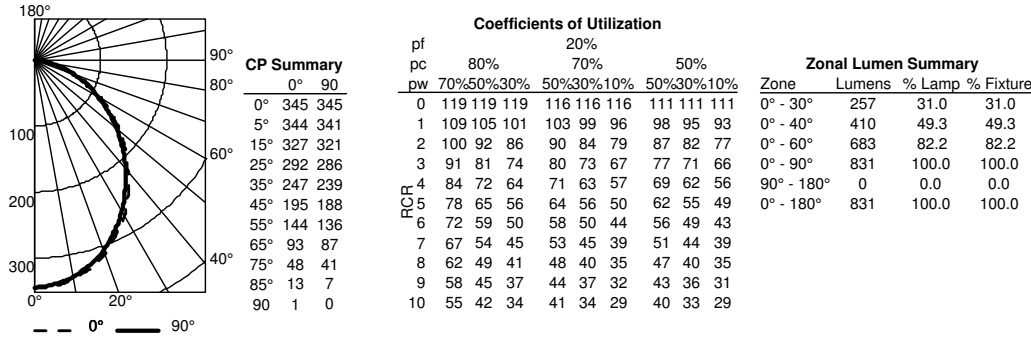
### Distribution Data

### Output Data

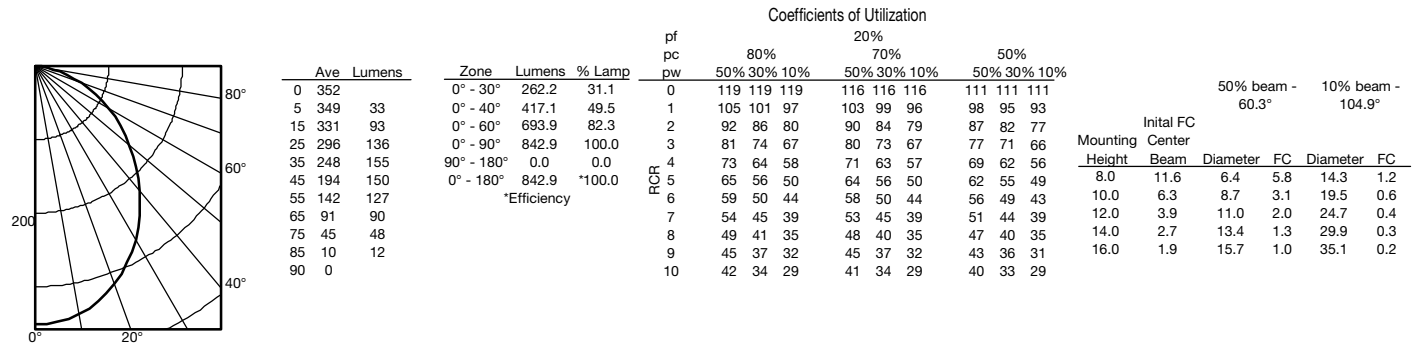
### Coefficient of Utilization

### Illuminance Data at 30" Above Floor for a Single Luminaire

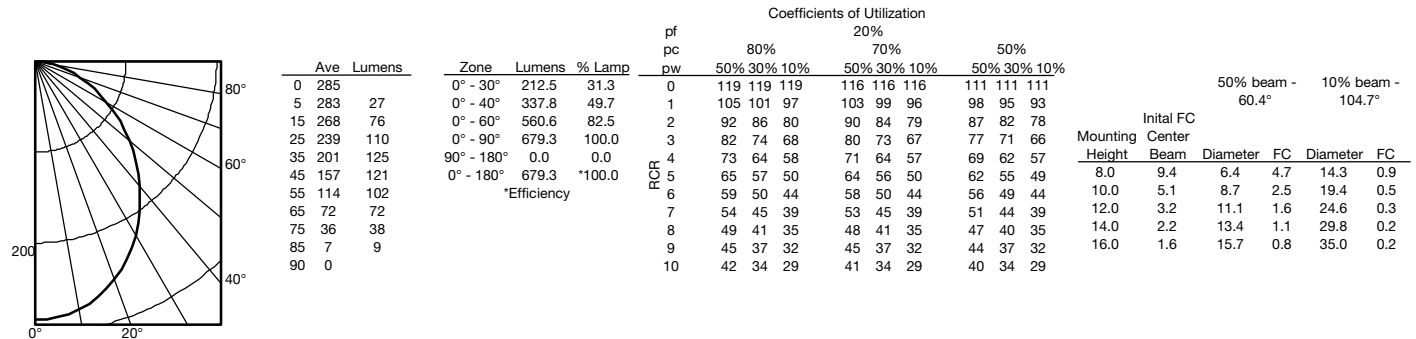
**6G1MW LED 40K 90CRI**, 4000 K LEDs, input watts: 10.5, delivered lumens: 831, LM/W = 79 test no. LTL28362, tested in accordance with IESNA LM 79-80.



**6G1MW LED 30K 90CRI**, 3000 K LEDs, input watts: 10.3, delivered lumens: 842, LM/W = 87, test no. LTL28363, tested in accordance with IESNA LM 79-80.



**6G1MW LED 27K 90CRI**, 27000 K LEDs, input watts: 11, delivered lumens: 678, LM/W = 62, test no. LTL28364, tested in accordance with IESNA LM 79-80.



### ENERGY DATA - 6G1

|                       |                                    |                                    |                                    |
|-----------------------|------------------------------------|------------------------------------|------------------------------------|
| Lumens                | 680                                | 790                                | 820                                |
| watts                 | 11                                 | 10.32                              | 10.54                              |
| LPW                   | 61.2                               | 76.6                               | 77.8                               |
| CRI                   | 91                                 | 91                                 | 94                                 |
| Color Temp            | 2700                               | 3000                               | 4000                               |
| Minimum Starting Temp | 0°F (-18°C)                        | 0°F (-18°C)                        | 0°F (-18°C)                        |
| EMI/RFI               | FCC Title 47 CFR, Part 15, Class A | FCC Title 47 CFR, Part 15, Class A | FCC Title 47 CFR, Part 15, Class A |
| Min. Power Factor     | 0.80                               | 0.80                               | 0.80                               |
| Input current         | 0.09A                              | 0.09A                              | 0.09A                              |

# 6G1 6" LED Gimbal Module

Lithonia Lighting

**LED lighting facts**  
A Program of the U.S. DOE

|                            |       |
|----------------------------|-------|
| Light Output (Lumens)      | 680   |
| Watts                      | 11    |
| Lumens per Watt (Efficacy) | 61.82 |

|   |    |
|---|----|
| Color Accuracy<br>Color Rendering Index (CRI) | 91 |
|---|----|

Light Color  
Correlated Color Temperature (CCT) **2700 (Warm White)**

2700K 3000K 4500K 6500K

Warm White Bright White Daylight

All results are according to IESNA LM-79-2008: *Approved Method for the Electrical and Photometric Testing of Solid-State Lighting*. The U.S. Department of Energy (DOE) verifies product test data and results.

Visit [www.lightingfacts.com](http://www.lightingfacts.com) for the *Label Reference Guide*.

Registration Number: JB22-BHP4GT (7/15/2015)  
Model Number: 6G1XX LED 27K  
Type: Luminaire - Downlight

Lithonia Lighting

**LED lighting facts**  
A Program of the U.S. DOE

|                            |       |
|----------------------------|-------|
| Light Output (Lumens)      | 790   |
| Watts                      | 10.32 |
| Lumens per Watt (Efficacy) | 76.55 |

|   |    |
|---|----|
| Color Accuracy<br>Color Rendering Index (CRI) | 91 |
|---|----|

Light Color  
Correlated Color Temperature (CCT) **3000 (Bright White)**

2700K 3000K 4500K 6500K

Warm White Bright White Daylight

All results are according to IESNA LM-79-2008: *Approved Method for the Electrical and Photometric Testing of Solid-State Lighting*. The U.S. Department of Energy (DOE) verifies product test data and results.

Visit [www.lightingfacts.com](http://www.lightingfacts.com) for the *Label Reference Guide*.

Registration Number: JB22-L56YKU (7/15/2015)  
Model Number: 6G1XX LED 30K  
Type: Luminaire - Downlight

Lithonia Lighting

**LED lighting facts**  
A Program of the U.S. DOE

|                            |       |
|----------------------------|-------|
| Light Output (Lumens)      | 820   |
| Watts                      | 10.54 |
| Lumens per Watt (Efficacy) | 77.8  |

|   |    |
|---|----|
| Color Accuracy<br>Color Rendering Index (CRI) | 94 |
|---|----|

Light Color  
Correlated Color Temperature (CCT) **4000 (Bright White)**

2700K 3000K 4500K 6500K

Warm White Bright White Daylight

All results are according to IESNA LM-79-2008: *Approved Method for the Electrical and Photometric Testing of Solid-State Lighting*. The U.S. Department of Energy (DOE) verifies product test data and results.

Visit [www.lightingfacts.com](http://www.lightingfacts.com) for the *Label Reference Guide*.

Registration Number: JB22-1LIA54 (7/15/2015)  
Model Number: 6G1XX LED 40K  
Type: Luminaire - Downlight

Lithonia Lighting

**LED lighting facts**  
A Program of the U.S. DOE

|                            |      |
|----------------------------|------|
| Light Output (Lumens)      | 620  |
| Watts                      | 10.8 |
| Lumens per Watt (Efficacy) | 57   |

|   |    |
|---|----|
| Color Accuracy<br>Color Rendering Index (CRI) | 83 |
|---|----|

Light Color  
Correlated Color Temperature (CCT) **3000 (Bright White)**

2700K 3000K 4500K 6500K

Warm White Bright White Daylight

Warranty\*\* **Yes**

All results, except LED Lumen Maintenance, are according to IESNA LM-79-2008: *Approved Method for the Electrical and Photometric Testing of Solid-State Lighting*. The U.S. Department of Energy (DOE) verifies product test data and results.

\*\* See [www.lightingfacts.com/products](http://www.lightingfacts.com/products) for details.

Registration Number: JB22-VTHFPZ (8/7/2013)  
Model Number: 6G1 [Updated 7-29-13]  
Type: Recessed downlight

|                |
|----------------|
| Catalog Number |
| Notes          |
| Type           |

## FEATURES & SPECIFICATIONS

**INTENDED USE** — The adjustable LED Gimbal downlighting module is 80% more efficient than incandescent luminaires, performing for 35,000 hours or more with exceptional energy efficiency and near zero maintenance. Multiple trim finish options are available to pick the style that matches the décor for any office or home. The LED Gimbal is intended for sloped ceiling applications, grazing textured surfaces, wall washing, and highlighting artwork or other architectural features. Retrofits into most existing recessed downlighting installations or new construction and remodel applications.

**CONSTRUCTION** — Spun steel gimbal reflectors with 180° of rotation and at least 35° of adjustable tilt in both directions. Driver affixed to a static yoke to allow maximization of LED light engine rotation and pivot movements.

**OPTICS** — Diffused lens at end of mixing chamber to provide even light distribution for general illumination, equivalent to 65W incandescent flood lamp.

Wide flood beam angle at >90°. CRI >90. Equivalent to 65-watt incandescent. The LED module maintains at least 70% light output for 35,000 hours.

**ELECTRICAL** — Primary power disconnect provided for simple connection to a dedicated LED connector in the housing. Dimming down to 15%. For compatible dimmers, refer to [Compatible Dimmers Chart](#).

**INSTALLATION** — Suitable for installation in standard height rough-in sections. E26 socket adaptor and splice kit ships standard. This enables easy installation or permanent conversion to an LED source for Title 24 compliance. Trim retention is achieved by utilizing two side-mounted torsion springs to ensure a consistently tight fit with the ceiling and easy installation.

**LISTINGS** — CSA certified to US and Canadian safety standards. ENERGY STAR® certified; California T24 compliant. Damp location listed.

**WARRANTY** — 5-year limited warranty. Complete warranty terms located at: [www.acuitybrands.com/CustomerResources/Terms\\_and\\_conditions.aspx](http://www.acuitybrands.com/CustomerResources/Terms_and_conditions.aspx)

**Note:** Actual performance may differ as a result of end-user environment and application.

All values are design or typical values, measured under laboratory conditions at 25 °C.

Specifications subject to change without notice.

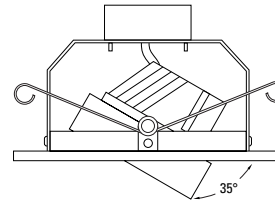
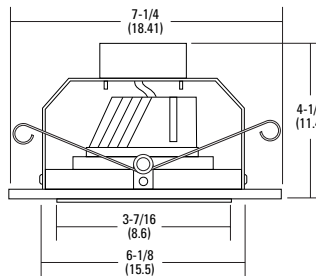
# 6G1

IC/Non-IC  
Retrofit Gimbal



### Specifications

|                  |               |
|------------------|---------------|
| Aperture:        | 3-7/16 (8.6)  |
| Ceiling opening: | as rough-in   |
| Length:          | 6-1/8 (15.5)  |
| Height:          | 4-1/2 (11.4)  |
| Overlap trim:    | 7-1/4 (18.41) |



All dimensions are in inches (centimeters) unless otherwise indicated.

### ORDERING INFORMATION

For shortest lead times, configure product using **bolded options**.

**Example:** 6G1MW LED 40K 90CRI L7XLED T24

| 6G1           |                  | LED                            |                               |                        |                     |                    |   |
|---------------|------------------|--------------------------------|-------------------------------|------------------------|---------------------|--------------------|---|
| Series/Finish |                  | Lamp                           | CCT/CRI/W/Lumens <sup>2</sup> |                        | Voltage             | Options            |   |
| <b>Series</b> | <b>Finish</b>    | <b>LED</b>                     | (blank)                       | 3000K/83CRI/10.8W/620L | <b>(blank)</b> 120V | <b>L7XLED T24</b>  | IC/Non-IC rated, new construction rough-in LED base     |
| <b>6G1</b>    | 6" Gimbal module | <b>MW</b>                      | 27K 90CRI                     | 2700K/91CRI/11W/680L   |                     | <b>L7XRLED T24</b> | IC/Non-IC rated, remodel rough-in LED base <sup>4</sup> |
|               | <b>MB</b>        | Matte black                    | 30K 90CRI                     | 3000K/91CRI/10.3W/790L |                     | <b>LC6LED T24</b>  | IC/Non-IC rated, new construction rough-in LED base     |
|               | <b>BN</b>        | Brush nickel                   | 40K 90CRI                     | 4000K/94CRI/10.5W/820L |                     | <b>L7X</b>         | IC/Non-IC rated, new construction rough-in <sup>3</sup> |
|               | <b>ORB</b>       | Oil-rubbed bronze <sup>1</sup> |                               |                        |                     | <b>L7XR</b>        | IC/Non-IC rated, remodel rough-in <sup>3,4</sup>        |
|               |                  |                                |                               |                        |                     | <b>LC6</b>         | IC/Non-IC rated, new construction rough-in <sup>3</sup> |

|   |   |
|---|---|
| <b>Accessories:</b> Order as separate catalog number. |   |
| TSA6  | Makes non-bracket housings compatible with LED module |
| FL2LED  | Makes L7XF housings compatible with LED module        |



### Notes

- Available in 90CRI only.
- Total system delivered lumens.
- Must be ordered on separate line.
- Must order with CTR6 accessory.

# 6G1 6" LED Gimbal Module

## PHOTOMETRICS

### Distribution Curve

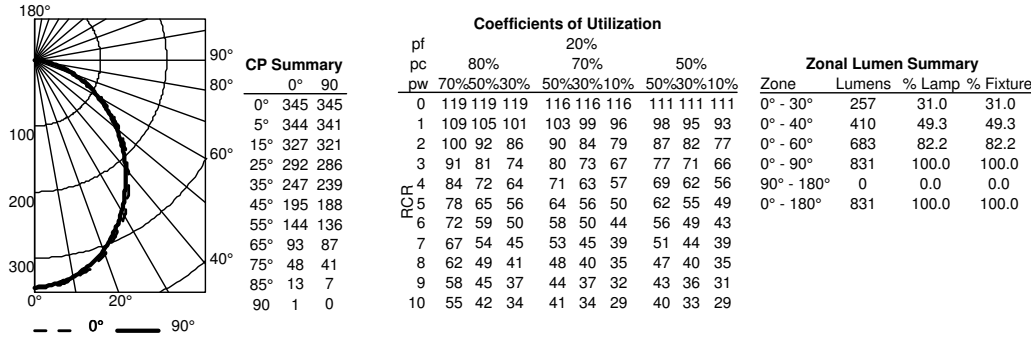
### Distribution Data

### Output Data

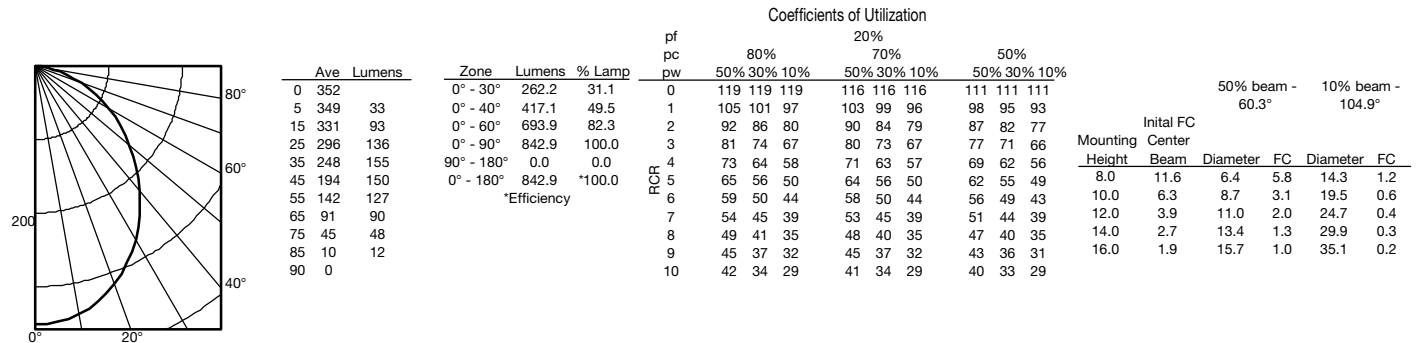
### Coefficient of Utilization

### Illuminance Data at 30" Above Floor for a Single Luminaire

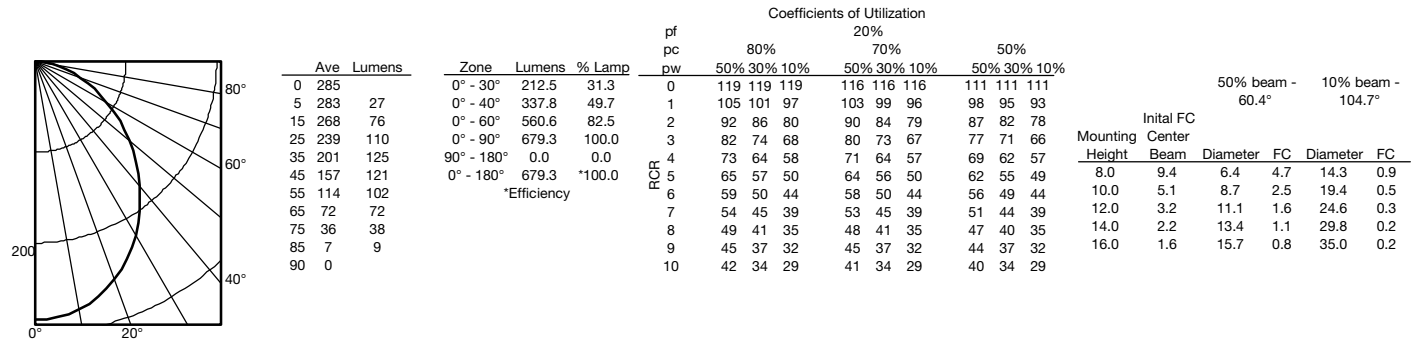
**6G1MW LED 40K 90CRI**, 4000 K LEDs, input watts: 10.5, delivered lumens: 831, LM/W = 79 test no. LTL28362, tested in accordance with IESNA LM 79-80.



**6G1MW LED 30K 90CRI**, 3000 K LEDs, input watts: 10.3, delivered lumens: 842, LM/W = 87, test no. LTL28363, tested in accordance with IESNA LM 79-80.



**6G1MW LED 27K 90CRI**, 27000 K LEDs, input watts: 11, delivered lumens: 678, LM/W = 62, test no. LTL28364, tested in accordance with IESNA LM 79-80.



| ENERGY DATA - 6G1     |                                    |                                    |                                    |
|-----------------------|------------------------------------|------------------------------------|------------------------------------|
| Lumens                | 680                                | 790                                | 820                                |
| watts                 | 11                                 | 10.32                              | 10.54                              |
| LPW                   | 61.2                               | 76.6                               | 77.8                               |
| CRI                   | 91                                 | 91                                 | 94                                 |
| Color Temp            | 2700                               | 3000                               | 4000                               |
| Minimum Starting Temp | 0°F (-18°C)                        | 0°F (-18°C)                        | 0°F (-18°C)                        |
| EMI/RFI               | FCC Title 47 CFR, Part 15, Class A | FCC Title 47 CFR, Part 15, Class A | FCC Title 47 CFR, Part 15, Class A |
| Min. Power Factor     | 0.80                               | 0.80                               | 0.80                               |
| Input current         | 0.09A                              | 0.09A                              | 0.09A                              |

# 6G1 6" LED Gimbal Module

Lithonia Lighting

**LED lighting facts**  
A Program of the U.S. DOE

|                            |       |
|----------------------------|-------|
| Light Output (Lumens)      | 680   |
| Watts                      | 11    |
| Lumens per Watt (Efficacy) | 61.82 |

|   |    |
|---|----|
| Color Accuracy<br>Color Rendering Index (CRI) | 91 |
|---|----|

Light Color  
Correlated Color Temperature (CCT) **2700 (Warm White)**

2700K 3000K 4500K 6500K

Warm White Bright White Daylight

All results are according to IESNA LM-79-2008: Approved Method for the Electrical and Photometric Testing of Solid-State Lighting. The U.S. Department of Energy (DOE) verifies product test data and results.

Visit [www.lightingfacts.com](http://www.lightingfacts.com) for the Label Reference Guide.

Registration Number: JB22-BHP4GT (7/15/2015)  
Model Number: 6G1XX LED 27K  
Type: Luminaire - Downlight

Lithonia Lighting

**LED lighting facts**  
A Program of the U.S. DOE

|                            |       |
|----------------------------|-------|
| Light Output (Lumens)      | 790   |
| Watts                      | 10.32 |
| Lumens per Watt (Efficacy) | 76.55 |

|   |    |
|---|----|
| Color Accuracy<br>Color Rendering Index (CRI) | 91 |
|---|----|

Light Color  
Correlated Color Temperature (CCT) **3000 (Bright White)**

2700K 3000K 4500K 6500K

Warm White Bright White Daylight

All results are according to IESNA LM-79-2008: Approved Method for the Electrical and Photometric Testing of Solid-State Lighting. The U.S. Department of Energy (DOE) verifies product test data and results.

Visit [www.lightingfacts.com](http://www.lightingfacts.com) for the Label Reference Guide.

Registration Number: JB22-L56YKU (7/15/2015)  
Model Number: 6G1XX LED 30K  
Type: Luminaire - Downlight

Lithonia Lighting

**LED lighting facts**  
A Program of the U.S. DOE

|                            |       |
|----------------------------|-------|
| Light Output (Lumens)      | 820   |
| Watts                      | 10.54 |
| Lumens per Watt (Efficacy) | 77.8  |

|   |    |
|---|----|
| Color Accuracy<br>Color Rendering Index (CRI) | 94 |
|---|----|

Light Color  
Correlated Color Temperature (CCT) **4000 (Bright White)**

2700K 3000K 4500K 6500K

Warm White Bright White Daylight

All results are according to IESNA LM-79-2008: Approved Method for the Electrical and Photometric Testing of Solid-State Lighting. The U.S. Department of Energy (DOE) verifies product test data and results.

Visit [www.lightingfacts.com](http://www.lightingfacts.com) for the Label Reference Guide.

Registration Number: JB22-1LIA54 (7/15/2015)  
Model Number: 6G1XX LED 40K  
Type: Luminaire - Downlight

Lithonia Lighting

**LED lighting facts**  
A Program of the U.S. DOE

|                            |      |
|----------------------------|------|
| Light Output (Lumens)      | 620  |
| Watts                      | 10.8 |
| Lumens per Watt (Efficacy) | 57   |

|   |    |
|---|----|
| Color Accuracy<br>Color Rendering Index (CRI) | 83 |
|---|----|

Light Color  
Correlated Color Temperature (CCT) **3000 (Bright White)**

2700K 3000K 4500K 6500K

Warm White Bright White Daylight

Warranty\*\* **Yes**

All results, except LED Lumen Maintenance, are according to IESNA LM-79-2008: Approved Method for the Electrical and Photometric Testing of Solid-State Lighting. The U.S. Department of Energy (DOE) verifies product test data and results.

\*\* See [www.lightingfacts.com/products](http://www.lightingfacts.com/products) for details.

Registration Number: JB22-VTHFPZ (8/7/2013)  
Model Number: 6G1 [Updated 7-29-13]  
Type: Recessed downlight