

## FEATURES & SPECIFICATIONS

**INTENDED USE** — The adjustable LED Gimbal downlighting module is 80% more efficient than incandescent luminaires, performing for 35,000 hours or more with exceptional energy efficiency and near zero maintenance. Multiple trim finish options are available to pick the style that matches the décor for any office or home. The LED Gimbal is intended for sloped ceiling applications, grazing textured surfaces, wall washing, and highlighting artwork or other architectural features. Retrofits into most existing recessed downlighting installations or new construction and remodel applications.

**CONSTRUCTION** — Spun steel gimbal reflectors with 180° of rotation and at least 35° of adjustable tilt in both directions. Driver affixed to a static yoke to allow maximization of LED light engine rotation and pivot movements.

**OPTICS** — Diffused lens at end of mixing chamber to provide even light distribution for general illumination, equivalent to 65W incandescent flood lamp.

Wide flood beam angle at >90°. CRI >90. Equivalent to 65-watt incandescent. The LED module maintains at least 70% light output for 35,000 hours.

**ELECTRICAL** — Primary power disconnect provided for simple connection to a dedicated LED connector in the housing. Dimming down to 15%. For compatible dimmers, refer to [Compatible Dimmers Chart](#).

**INSTALLATION** — Suitable for installation in standard height rough-in sections. E26 socket adaptor and splice kit ships standard. This enables easy installation or permanent conversion to an LED source for Title 24 compliance. Trim retention is achieved by utilizing two side-mounted torsion springs to ensure a consistently tight fit with the ceiling and easy installation.

**LISTINGS** — CSA certified to US and Canadian safety standards. ENERGY STAR® certified; California T24 compliant. Damp location listed.

**WARRANTY** — 5-year limited warranty. Complete warranty terms located at [www.acuitybrands.com/CustomerResources/Terms\\_and\\_conditions.aspx](http://www.acuitybrands.com/CustomerResources/Terms_and_conditions.aspx)

**Note:** Actual performance may differ as a result of end-user environment and application.

All values are design or typical values, measured under laboratory conditions at 25 °C.

Specifications subject to change without notice.

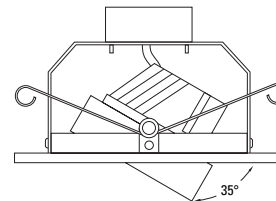
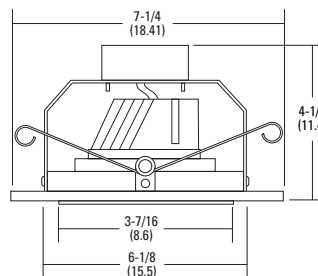
Catalog Number
Notes
Type

# 6G1

IC/Non-IC  
Retrofit Gimbal



Specifications	
Aperture:	3-7/16 (8.6)
Ceiling opening:	as rough-in
Length:	6-1/8 (15.5)
Height:	4-1/2 (11.4)
Overlap trim:	7-1/4 (18.41)



All dimensions are in inches (centimeters) unless otherwise indicated.

### ORDERING INFORMATION

For shortest lead times, configure product using **bolded options**.

**Example:** 6G1MW LED 40K 90CRI L7XLED T24

6G1		LED		Voltage		Options	
Series/Finish	Lamp	CCT/CRI/W/Lumens <sup>2</sup>					
<b>6G1</b> 6" Gimbal module <b>MW</b> Matte white <sup>1</sup> <b>MB</b> Matte black <b>BN</b> Brush nickel <b>ORB</b> Oil-rubbed bronze <sup>1</sup>	<b>LED</b>	(blank) 3000K/83CRI/10.8W/620L 27K 90CRI 2700K/91CRI/11W/680L 30K 90CRI 3000K/91CRI/10.3W/790L 40K 90CRI 4000K/94CRI/10.5W/820L		<b>(blank)</b> 120V		<b>L7XLED T24</b> IC/Non-IC rated, new construction rough-in LED base <b>L7XRLED T24</b> IC/Non-IC rated, remodel rough-in LED base <b>LC6LED T24</b> IC/Non-IC rated, new construction rough-in LED base <b>L7X</b> IC/Non-IC rated, new construction rough-in <sup>3</sup> <b>L7XR</b> IC/Non-IC rated, remodel rough-in <sup>3</sup> <b>LC6</b> IC/Non-IC rated, new construction rough-in <sup>3</sup>	

Accessories: Order as separate catalog number.	
TSA6	Makes non-bracket housings compatible with LED module
FL2LED	Makes L7XF housings compatible with LED module



#### Notes

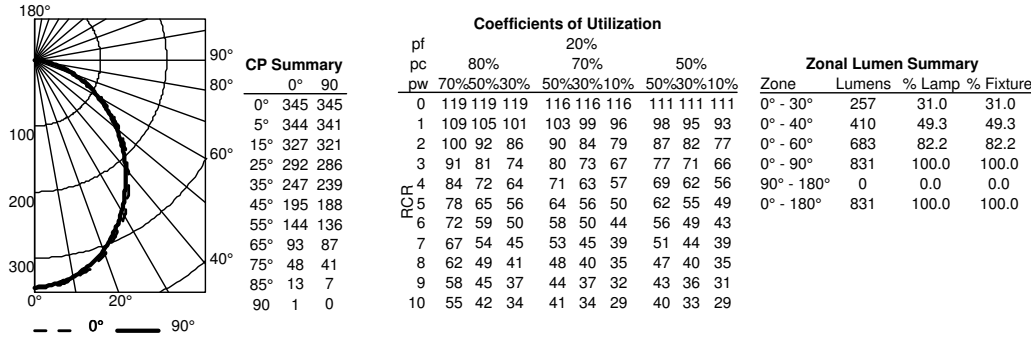
- 1 Available in 90CRI only.
- 2 Total system delivered lumens.
- 3 Must be ordered on separate line.

# 6G1 6" LED Gimbal Module

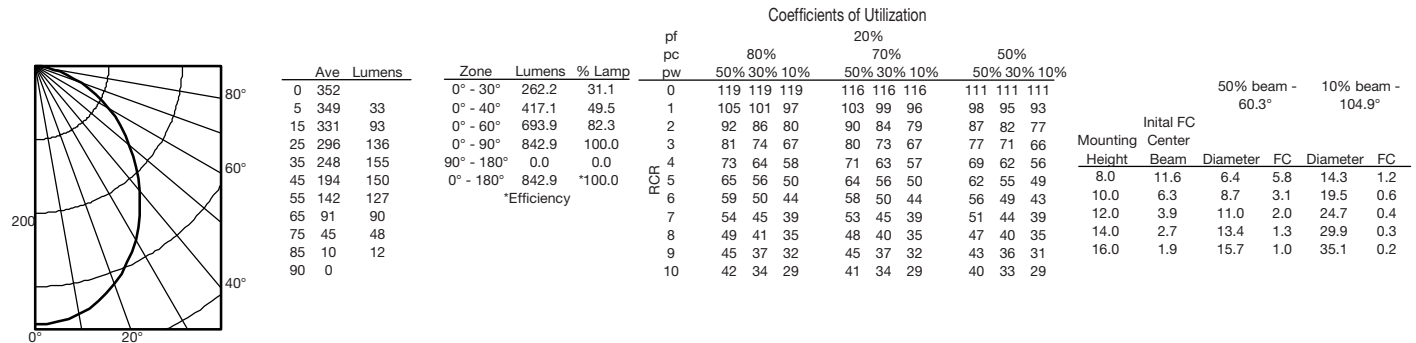
## PHOTOMETRICS

Distribution Curve      Distribution Data      Output Data      Coefficient of Utilization      Illuminance Data at 30" Above Floor for a Single Luminaire

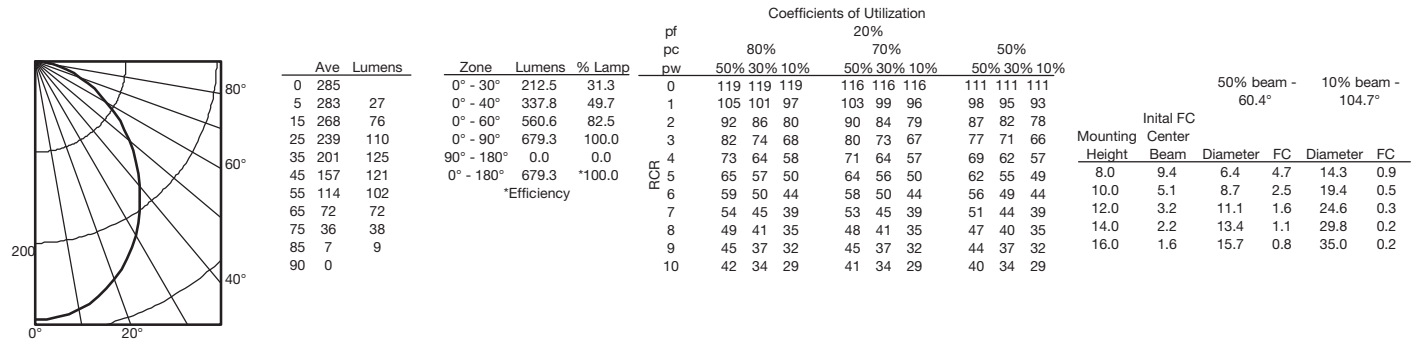
**6G1MW LED 40K 90CRI**, 4000 K LEDs, input watts: 10.5, delivered lumens: 831, LM/W = 79 test no. LTL28362, tested in accordance with IESNA LM 79-80.



**6G1MW LED 30K 90CRI**, 3000 K LEDs, input watts: 10.3, delivered lumens: 842, LM/W = 87, test no. LTL28363, tested in accordance with IESNA LM 79-80.



**6G1MW LED 27K 90CRI**, 27000 K LEDs, input watts: 11, delivered lumens: 678, LM/W = 62, test no. LTL28364, tested in accordance with IESNA LM 79-80.



ENERGY DATA - 6G1			
Lumens	680	790	820
watts	11	10.32	10.54
LPW	61.2	76.6	77.8
CRI	91	91	94
Color Temp	2700	3000	4000
Minimum Starting Temp	0°F (-18°C)	0°F (-18°C)	0°F (-18°C)
EMI/RFI	FCC Title 47 CFR, Part 15, Class A	FCC Title 47 CFR, Part 15, Class A	FCC Title 47 CFR, Part 15, Class A
Min. Power Factor	0.80	0.80	0.80
Input current	0.09A	0.09A	0.09A



6G1 LED 90CRI GIMBAL

# 6G1 6" LED Gimbal Module

Lithonia Lighting

**LED lighting facts**  
A Program of the U.S. DOE

Light Output (Lumens)	680
Watts	11
Lumens per Watt (Efficacy)	61.82

Color Accuracy Color Rendering Index (CRI)	91
---	----

Light Color  
Correlated Color Temperature (CCT) **2700 (Warm White)**

2700K 3000K 4500K 6500K

Warm White Bright White Daylight

All results are according to IESNA LM-79-2008: Approved Method for the Electrical and Photometric Testing of Solid-State Lighting. The U.S. Department of Energy (DOE) verifies product test data and results.

Visit [www.lightingfacts.com](http://www.lightingfacts.com) for the Label Reference Guide.

Registration Number: JB22-BHP4GT (7/15/2015)  
Model Number: 6G1XX LED 27K  
Type: Luminaire - Downlight

Lithonia Lighting

**LED lighting facts**  
A Program of the U.S. DOE

Light Output (Lumens)	790
Watts	10.32
Lumens per Watt (Efficacy)	76.55

Color Accuracy Color Rendering Index (CRI)	91
---	----

Light Color  
Correlated Color Temperature (CCT) **3000 (Bright White)**

2700K 3000K 4500K 6500K

Warm White Bright White Daylight

All results are according to IESNA LM-79-2008: Approved Method for the Electrical and Photometric Testing of Solid-State Lighting. The U.S. Department of Energy (DOE) verifies product test data and results.

Visit [www.lightingfacts.com](http://www.lightingfacts.com) for the Label Reference Guide.

Registration Number: JB22-L56YKU (7/15/2015)  
Model Number: 6G1XX LED 30K  
Type: Luminaire - Downlight

Lithonia Lighting

**LED lighting facts**  
A Program of the U.S. DOE

Light Output (Lumens)	820
Watts	10.54
Lumens per Watt (Efficacy)	77.8

Color Accuracy Color Rendering Index (CRI)	94
---	----

Light Color  
Correlated Color Temperature (CCT) **4000 (Bright White)**

2700K 3000K 4500K 6500K

Warm White Bright White Daylight

All results are according to IESNA LM-79-2008: Approved Method for the Electrical and Photometric Testing of Solid-State Lighting. The U.S. Department of Energy (DOE) verifies product test data and results.

Visit [www.lightingfacts.com](http://www.lightingfacts.com) for the Label Reference Guide.

Registration Number: JB22-1LIA54 (7/15/2015)  
Model Number: 6G1XX LED 40K  
Type: Luminaire - Downlight

Lithonia Lighting

**LED lighting facts**  
A Program of the U.S. DOE

Light Output (Lumens)	620
Watts	10.8
Lumens per Watt (Efficacy)	57

Color Accuracy Color Rendering Index (CRI)	83
---	----

Light Color  
Correlated Color Temperature (CCT) **3000 (Bright White)**

2700K 3000K 4500K 6500K

Warm White Bright White Daylight

Warranty\*\* **Yes**

All results, except LED Lumen Maintenance, are according to IESNA LM-79-2008: Approved Method for the Electrical and Photometric Testing of Solid-State Lighting. The U.S. Department of Energy (DOE) verifies product test data and results.

\*\* See [www.lightingfacts.com/products](http://www.lightingfacts.com/products) for details.

Registration Number: JB22-VTHFPZ (8/7/2013)  
Model Number: 6G1 [Updated 7-29-13]  
Type: Recessed downlight

## FEATURES & SPECIFICATIONS

**INTENDED USE** — The adjustable LED Gimbal downlighting module is 80% more efficient than incandescent luminaires, performing for 35,000 hours or more with exceptional energy efficiency and near zero maintenance. Multiple trim finish options are available to pick the style that matches the décor for any office or home. The LED Gimbal is intended for sloped ceiling applications, grazing textured surfaces, wall washing, and highlighting artwork or other architectural features. Retrofits into most existing recessed downlighting installations or new construction and remodel applications.

**CONSTRUCTION** — Spun steel gimbal reflectors with 180° of rotation and at least 35° of adjustable tilt in both directions. Driver affixed to a static yoke to allow maximization of LED light engine rotation and pivot movements.

**OPTICS** — Diffused lens at end of mixing chamber to provide even light distribution for general illumination, equivalent to 65W incandescent flood lamp.

Wide flood beam angle at >90°. CRI >90. Equivalent to 65-watt incandescent. The LED module maintains at least 70% light output for 35,000 hours.

**ELECTRICAL** — Primary power disconnect provided for simple connection to a dedicated LED connector in the housing. Dimming down to 15%. For compatible dimmers, refer to [Compatible Dimmers Chart](#).

**INSTALLATION** — Suitable for installation in standard height rough-in sections. E26 socket adaptor and splice kit ships standard. This enables easy installation or permanent conversion to an LED source for Title 24 compliance. Trim retention is achieved by utilizing two side-mounted torsion springs to ensure a consistently tight fit with the ceiling and easy installation.

**LISTINGS** — CSA certified to US and Canadian safety standards. ENERGY STAR® certified; California T24 compliant. Damp location listed.

**WARRANTY** — 5-year limited warranty. Complete warranty terms located at [www.acuitybrands.com/CustomResources/Terms\\_and\\_conditions.aspx](http://www.acuitybrands.com/CustomResources/Terms_and_conditions.aspx)

**Note:** Actual performance may differ as a result of end-user environment and application.

All values are design or typical values, measured under laboratory conditions at 25 °C.

Specifications subject to change without notice.

Catalog Number
Notes
Type

# 6G1

IC/Non-IC  
Retrofit Gimbal



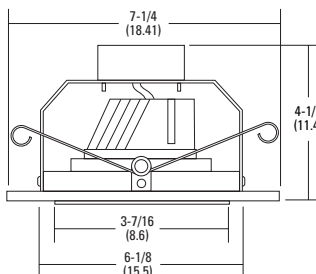
Matte Black

Brush Nickel

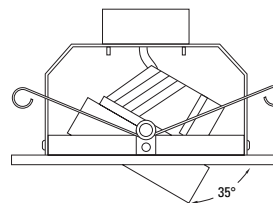
Oil Rubbed Bronze

### Specifications

Aperture:	3-7/16 (8.6)
Ceiling opening:	as rough-in
Length:	6-1/8 (15.5)
Height:	4-1/2 (11.4)
Overlap trim:	7-1/4 (18.41)



All dimensions are in inches (centimeters) unless otherwise indicated.



E26 Adaptor (included)



Hardwire Kit (included)

### ORDERING INFORMATION

For shortest lead times, configure product using **bolded options**.

**Example:** 6G1MW LED 40K 90CRI L7XLED T24

6G1		LED					
Series/Finish		Lamp	CCT/CRI/W/Lumens <sup>2</sup>		Voltage		Options
<b>Series</b>	<b>Finish</b>	<b>LED</b>	(blank)	3000K/83CRI/10.8W/620L	<b>(blank)</b>	120V	<b>L7XLED T24</b> IC/Non-IC rated, new construction rough-in LED base
<b>6G1</b>	6" Gimbal module	<b>MW</b>	27K 90CRI	2700K/91CRI/11W/680L			<b>L7XRLED T24</b> IC/Non-IC rated, remodel rough-in LED base
		<b>MB</b>	30K 90CRI	3000K/91CRI/10.3W/790L			<b>LC6LED T24</b> IC/Non-IC rated, new construction rough-in LED base
		<b>BN</b>	40K 90CRI	4000K/94CRI/10.5W/820L			<b>L7X</b> IC/Non-IC rated, new construction rough-in <sup>3</sup>
		<b>ORB</b>			<b>L7XR</b> IC/Non-IC rated, remodel rough-in <sup>3</sup>	<b>LC6</b> IC/Non-IC rated, new construction rough-in <sup>3</sup>	

<b>Accessories:</b> Order as separate catalog number.	
TSA6	Makes non-bracket housings compatible with LED module
FL2LED	Makes L7XF housings compatible with LED module



FL2LED  
Fluorescent Adapter Kit

### Notes

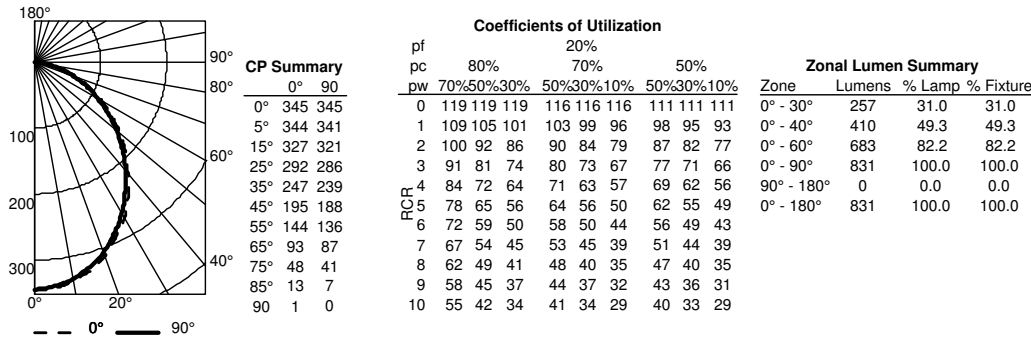
- 1 Available in 90CRI only.
- 2 Total system delivered lumens.
- 3 Must be ordered on separate line.

# 6G1 6" LED Gimbal Module

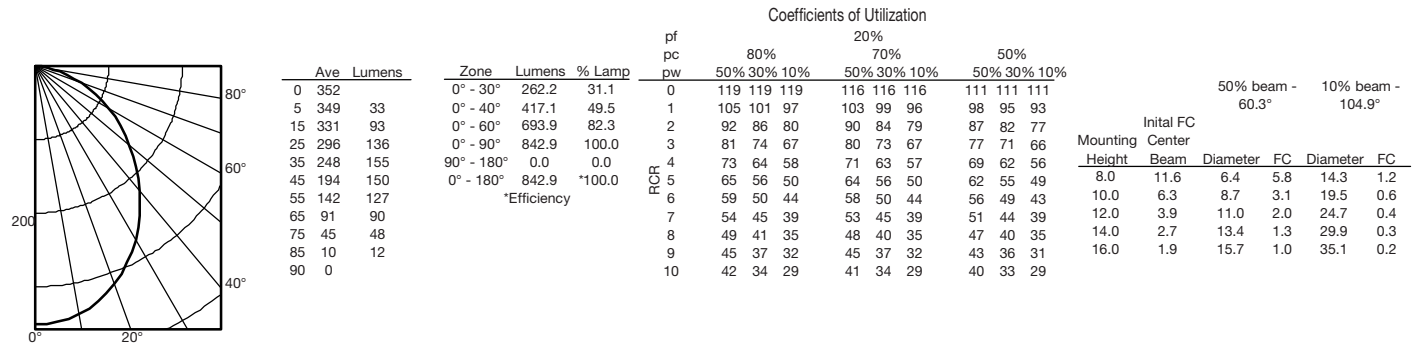
## PHOTOMETRICS

Distribution Curve      Distribution Data      Output Data      Coefficient of Utilization      Illuminance Data at 30" Above Floor for a Single Luminaire

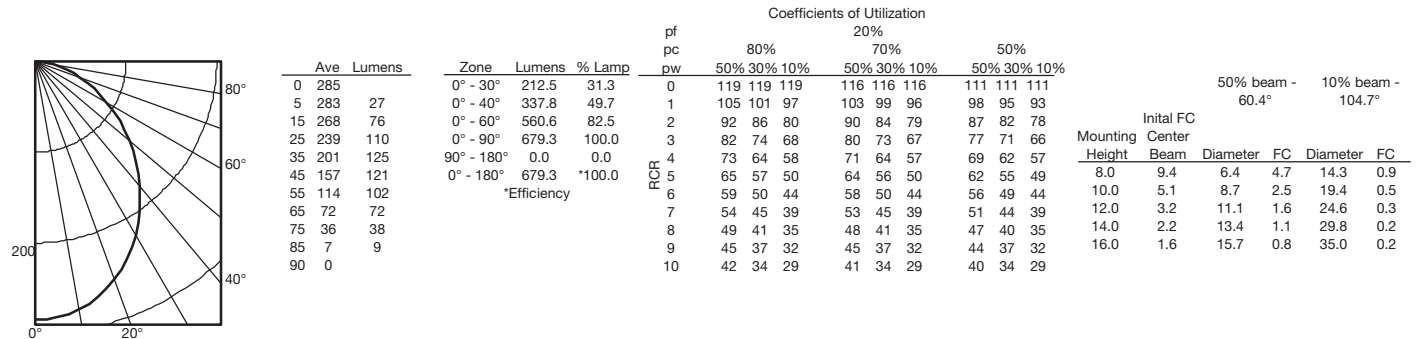
**6G1MW LED 40K 90CRI**, 4000 K LEDs, input watts: 10.5, delivered lumens: 831, LM/W = 79 test no. LTL28362, tested in accordance with IESNA LM 79-80.



**6G1MW LED 30K 90CRI**, 3000 K LEDs, input watts: 10.3, delivered lumens: 842, LM/W = 87, test no. LTL28363, tested in accordance with IESNA LM 79-80.



**6G1MW LED 27K 90CRI**, 27000 K LEDs, input watts: 11, delivered lumens: 678, LM/W = 62, test no. LTL28364, tested in accordance with IESNA LM 79-80.



ENERGY DATA - 6G1			
Lumens	680	790	820
watts	11	10.32	10.54
LPW	61.2	76.6	77.8
CRI	91	91	94
Color Temp	2700	3000	4000
Minimum Starting Temp	0°F (-18°C)	0°F (-18°C)	0°F (-18°C)
EMI/RFI	FCC Title 47 CFR, Part 15, Class A	FCC Title 47 CFR, Part 15, Class A	FCC Title 47 CFR, Part 15, Class A
Min. Power Factor	0.80	0.80	0.80
Input current	0.09A	0.09A	0.09A

# 6G1 6" LED Gimbal Module

Lithonia Lighting

**LED lighting facts**  
A Program of the U.S. DOE

Light Output (Lumens)	680
Watts	11
Lumens per Watt (Efficacy)	61.82

Color Accuracy Color Rendering Index (CRI)	91
---	----

Light Color  
Correlated Color Temperature (CCT) **2700 (Warm White)**

2700K 3000K 4500K 6500K

Warm White Bright White Daylight

All results are according to IESNA LM-79-2008: Approved Method for the Electrical and Photometric Testing of Solid-State Lighting. The U.S. Department of Energy (DOE) verifies product test data and results.

Visit [www.lightingfacts.com](http://www.lightingfacts.com) for the Label Reference Guide.

Registration Number: JB22-BHP4GT (7/15/2015)  
Model Number: 6G1XX LED 27K  
Type: Luminaire - Downlight

Lithonia Lighting

**LED lighting facts**  
A Program of the U.S. DOE

Light Output (Lumens)	790
Watts	10.32
Lumens per Watt (Efficacy)	76.55

Color Accuracy Color Rendering Index (CRI)	91
---	----

Light Color  
Correlated Color Temperature (CCT) **3000 (Bright White)**

2700K 3000K 4500K 6500K

Warm White Bright White Daylight

All results are according to IESNA LM-79-2008: Approved Method for the Electrical and Photometric Testing of Solid-State Lighting. The U.S. Department of Energy (DOE) verifies product test data and results.

Visit [www.lightingfacts.com](http://www.lightingfacts.com) for the Label Reference Guide.

Registration Number: JB22-L56YKU (7/15/2015)  
Model Number: 6G1XX LED 30K  
Type: Luminaire - Downlight

Lithonia Lighting

**LED lighting facts**  
A Program of the U.S. DOE

Light Output (Lumens)	820
Watts	10.54
Lumens per Watt (Efficacy)	77.8

Color Accuracy Color Rendering Index (CRI)	94
---	----

Light Color  
Correlated Color Temperature (CCT) **4000 (Bright White)**

2700K 3000K 4500K 6500K

Warm White Bright White Daylight

All results are according to IESNA LM-79-2008: Approved Method for the Electrical and Photometric Testing of Solid-State Lighting. The U.S. Department of Energy (DOE) verifies product test data and results.

Visit [www.lightingfacts.com](http://www.lightingfacts.com) for the Label Reference Guide.

Registration Number: JB22-1LIA54 (7/15/2015)  
Model Number: 6G1XX LED 40K  
Type: Luminaire - Downlight

Lithonia Lighting

**LED lighting facts**  
A Program of the U.S. DOE

Light Output (Lumens)	620
Watts	10.8
Lumens per Watt (Efficacy)	57

Color Accuracy Color Rendering Index (CRI)	83
---	----

Light Color  
Correlated Color Temperature (CCT) **3000 (Bright White)**

2700K 3000K 4500K 6500K

Warm White Bright White Daylight

Warranty\*\* **Yes**

All results, except LED Lumen Maintenance, are according to IESNA LM-79-2008: Approved Method for the Electrical and Photometric Testing of Solid-State Lighting. The U.S. Department of Energy (DOE) verifies product test data and results.

\*\* See [www.lightingfacts.com/products](http://www.lightingfacts.com/products) for details.

Registration Number: JB22-VTHFPZ (8/7/2013)  
Model Number: 6G1 [Updated 7-29-13]  
Type: Recessed downlight