




Pass & Seymour

Straight Blade Receptacles Surge Protective Receptacles


2 Pole, 3 Wire Grounding 15 & 20A, 125VAC

LED Indicator Only



5352GRYSP

Catalog Number	Rating		NEMA Config. No.	Color	3rd Party Compliance			
	A.	VAC			UL1449	UL498	FSUL WC596	cUL/CSA
Duplex Receptacles Back & Side Wire								
5252ISP	15	125	5-15R	Ivory	•	•	•	•
5252WSP	15	125	5-15R	White	•	•	•	•
5252GRYSP	15	125	5-15R	Gray	•	•	•	•
5252BKSP	15	125	5-15R	Black	•	•	•	•
5252LASP	15	125	5-15R	Light Almond	•	•	•	•
5252BLSP	15	125	5-15R	Blue	•	•	•	•
5352ISP	20	125	5-20R	Ivory	•	•	•	•
5352WSP	20	125	5-20R	White	•	•	•	•
5352GRYSP	20	125	5-20R	Gray	•	•	•	•
5352BKSP	20	125	5-20R	Black	•	•	•	•
5352LASP	20	125	5-20R	Light Almond	•	•	•	•
5352BLSP	20	125	5-20R	Blue	•	•	•	•



TR5352GRYSP

Catalog Number	Rating		NEMA Config. No.	Color	3rd Party Compliance			
	A.	VAC			UL1449	UL498	FSUL WC596	cUL/CSA
Tamper-Resistant Duplex Receptacles Back & Side Wire*								
TR5252ISP	15	125	5-15R	Ivory	•	•	•	•
TR5252WSP	15	125	5-15R	White	•	•	•	•
TR5252GRYSP	15	125	5-15R	Gray	•	•	•	•
TR5252BKSP	15	125	5-15R	Black	•	•	•	•
TR5252LASP	15	125	5-15R	Light Almond	•	•	•	•
TR5252BLSP	15	125	5-15R	Blue	•	•	•	•
TR5352ISP	20	125	5-20R	Ivory	•	•	•	•
TR5352WSP	20	125	5-20R	White	•	•	•	•
TR5352GRYSP	20	125	5-20R	Gray	•	•	•	•
TR5352BKSP	20	125	5-20R	Black	•	•	•	•
TR5352LASP	20	125	5-20R	Light Almond	•	•	•	•
TR5352BLSP	20	125	5-20R	Blue	•	•	•	•



NEMA 5-15R



NEMA 5-20R

*Available Spring 2011

All devices listed on this page conform to NEMA WD-1 and WD-6.


Conforms to the latest revision ANSI/IEEE C62.41 (formerly IEEE587), ANSI/IEEE C62.45.

Devices & Wall Plates Color Selection Chart




Pass & Seymour

Devices & Plastic Wall Plate Colors




Ivory Light Almond White Green



Black Blue Brown Gray Orange Red


See specific device and wall plate catalog charts for particular color availabilities.

Metal Wall Plates



Metal Finish Aluminum Brass (Brushed) Polished Brass Stainless Steel Brushed Bronze Chrome

Custom Metal Wall Plates Paint Finish Colors



Paint Color Orange Green Gray Yellow Glossy Black Brown White



Paint Color Primer Red Pink Flat Black Ivory Light Almond Blue

To order custom metal wall plates, see Pages Q-43 – Q-45.

For additional colors consult factory.

Technical Specifications Surge Protective Receptacles


2 Pole, 3 Wire Grounding 15 & 20A, 125VAC



Pass & Seymour

Typical Specifications	
Manufacturer's Identification: Legrand/Pass & Seymour 5252ISP	
3rd Party Compliance: UL Listed, File Number E140596, Standard UL498, Attachment Plugs and Receptacles UL1449 Transient Voltage Surge Suppressor. Federal Specification WC596. CSA Certified, File Number LR16063, Standard CSA-C22.2 No. 42, ANSI/IEEE C62.41 (Formerly IEEE 587), ANSI/IEEE C62.45 Installation Categories "A" (Ring Wave) "B" (Unidirectional Impulse). Complies with NEC 410-56(c) and 250-74 exception 4. Conforms to NEMA WD-1 and WD-6.	

Catalog Number	Color	Rating	NEMA Config. No.	Catalog Number	Color	Rating	NEMA Config. No.
<input type="checkbox"/> 5252ISP	Ivory	15A 125VAC	5-15R	<input type="checkbox"/> 5352ISP	Ivory	20A 125VAC	5-20R
<input type="checkbox"/> 5252WSP	White	15A 125VAC	5-15R	<input type="checkbox"/> 5352WSP	White	20A 125VAC	5-20R
<input type="checkbox"/> 5252GRYSP	Gray	15A 125VAC	5-15R	<input type="checkbox"/> 5352GRYSP	Gray	20A 125VAC	5-20R
<input type="checkbox"/> 5252BKSP	Black	15A 125VAC	5-15R	<input type="checkbox"/> 5352BKSP	Black	20A 125VAC	5-20R
<input type="checkbox"/> 5252LASP	Lt Almond	15A 125VAC	5-15R	<input type="checkbox"/> 5352LASP	Lt Almond	20A 125VAC	5-20R
<input type="checkbox"/> 5252BLSP	Blue	15A 125VAC	5-15R	<input type="checkbox"/> 5352BLSP	Blue	20A 125VAC	5-20R

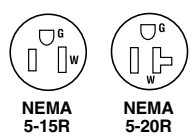


Performance			
Electrical			
Frequency	60 Hz		
Voltage	125VAC		
MOV Rating	130V 17mm Dual Pack		
Suppressed Voltage	500V		
Energy Rating	340 Joules (L-N) and (L-G) Modes; 680 Joules (N-G) Mode		
Max Surge Capability	24kA		
Protection Modes	Normal and Common Mode: Normal Mode (L-N) 500V Clamping; Common Mode (L-G) 500V Clamping, (N-G) 1000V Clamping		
Noise Attenuation	Normal Mode (L-N) Capacitance Value = 0.0056 μ F 7:1 Average Noise Reduction		
Thermal Protection	Two Thermal Fuses (128°C or 262°F)		
Overcurrent Protection	Two Fuses Protects 3 Modes		
Operating Temperature	-20°C to 55°C (-4 to 131°F)		
Storage Temperature	-40°C to 85°C (-40 to 185°F)		
Mechanical			
Terminal Identification	Brass = Hot, Nickel = Neutral, Green = Ground		
Terminal Accommodation	#14 – 10 AWG copper conductor only		
Product Identification	Ratings are a permanent part of device		
Weight	125 grams		
Environmental			
Flammability	UL94 V2		
Materials			
Face	Nylon	Terminal Screws	Tri-Drive Brass #8 - 32
Body	Nylon	Hex Head Grounding Screw	Tri-Drive Steel (Green)
Line Terminal	Olin #260 EH, 0.8mm thick	Auto-Ground Clip	Stainless Steel
Grounding Terminal (Uni-Ground Assembly)	70/30 Brass, 0.4mm thick	Mounting Screws	Tri-Drive Zinc-Plated Steel
Mounting Strap	Super Dyma Cold-Rolled Steel, 1.2mm thick	LED	Green/Red
Clamping Plate	Cold-Rolled Steel, 1.6mm	Encapsulation	Conformal Coating
Warranty		1 year	

Conforms to the latest revision ANSI/IEEE C62.41 (formerly IEEE587), ANSI/IEEE C62.45.

Features

- LED Indication:
 - Steady green = protected
 - Flashing red = not protected
 - OFF = no power to unit
- Brass 1-piece ground terminal assembly
- Back and side wire capability including ground terminal



Project
Location/Type




Pass & Seymour

Straight Blade Receptacles Surge Protective Receptacles


2 Pole, 3 Wire Grounding 15 & 20A, 125VAC

LED Indicator Only



5352GRYSP

Catalog Number	Rating A.	VAC	NEMA Config. No.	Color	3rd Party Compliance			
					UL UL1449	UL UL498	FSUL WC596	cUL/CSA
Duplex Receptacles Back & Side Wire								
5252ISP	15	125	5-15R	Ivory	•	•	•	•
5252WSP	15	125	5-15R	White	•	•	•	•
5252GRYSP	15	125	5-15R	Gray	•	•	•	•
5252BKSP	15	125	5-15R	Black	•	•	•	•
5252LASP	15	125	5-15R	Light Almond	•	•	•	•
5252BLSP	15	125	5-15R	Blue	•	•	•	•
5352ISP	20	125	5-20R	Ivory	•	•	•	•
5352WSP	20	125	5-20R	White	•	•	•	•
5352GRYSP	20	125	5-20R	Gray	•	•	•	•
5352BKSP	20	125	5-20R	Black	•	•	•	•
5352LASP	20	125	5-20R	Light Almond	•	•	•	•
5352BLSP	20	125	5-20R	Blue	•	•	•	•



TR5352GRYSP

Catalog Number	Rating A.	VAC	NEMA Config. No.	Color	3rd Party Compliance			
					UL UL1449	UL UL498	FSUL WC596	cUL/CSA
Tamper-Resistant Duplex Receptacles Back & Side Wire*								
TR5252ISP	15	125	5-15R	Ivory	•	•	•	•
TR5252WSP	15	125	5-15R	White	•	•	•	•
TR5252GRYSP	15	125	5-15R	Gray	•	•	•	•
TR5252BKSP	15	125	5-15R	Black	•	•	•	•
TR5252LASP	15	125	5-15R	Light Almond	•	•	•	•
TR5252BLSP	15	125	5-15R	Blue	•	•	•	•
TR5352ISP	20	125	5-20R	Ivory	•	•	•	•
TR5352WSP	20	125	5-20R	White	•	•	•	•
TR5352GRYSP	20	125	5-20R	Gray	•	•	•	•
TR5352BKSP	20	125	5-20R	Black	•	•	•	•
TR5352LASP	20	125	5-20R	Light Almond	•	•	•	•
TR5352BLSP	20	125	5-20R	Blue	•	•	•	•



NEMA
5-15R



NEMA
5-20R

*Available Spring 2011

All devices listed on this page conform to NEMA WD-1 and WD-6.


Conforms to the latest revision ANSI/IEEE C62.41 (formerly IEEE587), ANSI/IEEE C62.45.

Devices & Wall Plates Color Selection Chart




Pass & Seymour

Devices & Plastic Wall Plate Colors




Ivory Light Almond White Green



Black Blue Brown Gray Orange Red


See specific device and wall plate catalog charts for particular color availabilities.

Metal Wall Plates



Metal Finish Aluminum Brass (Brushed) Polished Brass Stainless Steel Brushed Bronze Chrome

Custom Metal Wall Plates Paint Finish Colors



Paint Color Orange Green Gray Yellow Glossy Black Brown White



Paint Color Primer Red Pink Flat Black Ivory Light Almond Blue

To order custom metal wall plates, see Pages Q-43 – Q-45.

For additional colors consult factory.

Technical Specifications Surge Protective Receptacles


2 Pole, 3 Wire Grounding 15 & 20A, 125VAC



Pass & Seymour

Typical Specifications	
Manufacturer's Identification: Legrand/Pass & Seymour 5252ISP	
3rd Party Compliance: UL Listed, File Number E140596, Standard UL498, Attachment Plugs and Receptacles UL1449 Transient Voltage Surge Suppressor. Federal Specification WC596. CSA Certified, File Number LR16063, Standard CSA-C22.2 No. 42, ANSI/IEEE C62.41 (Formerly IEEE 587), ANSI/IEEE C62.45 Installation Categories "A" (Ring Wave) "B" (Unidirectional Impulse). Complies with NEC 410-56(c) and 250-74 exception 4. Conforms to NEMA WD-1 and WD-6.	

Catalog Number	Color	Rating	NEMA Config. No.	Catalog Number	Color	Rating	NEMA Config. No.
<input type="checkbox"/> 5252ISP	Ivory	15A 125VAC	5-15R	<input type="checkbox"/> 5352ISP	Ivory	20A 125VAC	5-20R
<input type="checkbox"/> 5252WSP	White	15A 125VAC	5-15R	<input type="checkbox"/> 5352WSP	White	20A 125VAC	5-20R
<input type="checkbox"/> 5252GRYSP	Gray	15A 125VAC	5-15R	<input type="checkbox"/> 5352GRYSP	Gray	20A 125VAC	5-20R
<input type="checkbox"/> 5252BKSP	Black	15A 125VAC	5-15R	<input type="checkbox"/> 5352BKSP	Black	20A 125VAC	5-20R
<input type="checkbox"/> 5252LASP	Lt Almond	15A 125VAC	5-15R	<input type="checkbox"/> 5352LASP	Lt Almond	20A 125VAC	5-20R
<input type="checkbox"/> 5252BLSP	Blue	15A 125VAC	5-15R	<input type="checkbox"/> 5352BLSP	Blue	20A 125VAC	5-20R



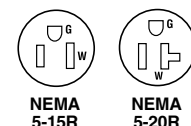
5352GRYSP

Performance			
Electrical			
Frequency	60 Hz		
Voltage	125VAC		
MOV Rating	130V 17mm Dual Pack		
Suppressed Voltage	500V		
Energy Rating	340 Joules (L-N) and (L-G) Modes; 680 Joules (N-G) Mode		
Max Surge Capability	24kA		
Protection Modes	Normal and Common Mode: Normal Mode (L-N) 500V Clamping; Common Mode (L-G) 500V Clamping, (N-G) 1000V Clamping		
Noise Attenuation	Normal Mode (L-N) Capacitance Value = 0.0056 μ F 7:1 Average Noise Reduction		
Thermal Protection	Two Thermal Fuses (128°C or 262°F)		
Overcurrent Protection	Two Fuses Protects 3 Modes		
Operating Temperature	-20°C to 55°C (-4 to 131°F)		
Storage Temperature	-40°C to 85°C (-40 to 185°F)		
Mechanical			
Terminal Identification	Brass = Hot, Nickel = Neutral, Green = Ground		
Terminal Accommodation	#14 – 10 AWG copper conductor only		
Product Identification	Ratings are a permanent part of device		
Weight	125 grams		
Environmental			
Flammability	UL94 V2		
Materials			
Face	Nylon	Terminal Screws	Tri-Drive Brass #8 - 32
Body	Nylon	Hex Head Grounding Screw	Tri-Drive Steel (Green)
Line Terminal	Olin #260 EH, 0.8mm thick	Auto-Ground Clip	Stainless Steel
Grounding Terminal (Uni-Ground Assembly)	70/30 Brass, 0.4mm thick	Mounting Screws	Tri-Drive Zinc-Plated Steel
Mounting Strap	Super Dyma Cold-Rolled Steel, 1.2mm thick	LED	Green/Red
Clamping Plate	Cold-Rolled Steel, 1.6mm	Encapsulation	Conformal Coating
Warranty		1 year	

Conforms to the latest revision ANSI/IEEE C62.41 (formerly IEEE587), ANSI/IEEE C62.45.

Features

- LED Indication:
 - Steady green = protected
 - Flashing red = not protected
 - OFF = no power to unit
- Brass 1-piece ground terminal assembly
- Back and side wire capability including ground terminal



Project
Location/Type