Halo Recessed Lighting

HALO

EATON

Powering Business Worldwide

Table of Contents

Introduction
Halo Recessed Housings 4
Halo Recessed Trims 12
Compliances & Listings 16
Lighting Properties 17
Lighting Effects 19
Light Sources 20

3 INCH

H3 Series
IC Housings 3-2
IC Trims 3-6
Non-IC Housings 3-10
Non-IC Trims 3-17

4 INCH

LED Housings 4-2
LED Modules
Adjustable 4-4
Downlight 4-5
Surface Mount 4-8
H4 LED Series - Downlighting System
Housings 4-10
Light Engines 4-15
Trims 4-16
Adjustable - Light Engines 4-18
E26 Screw Base
IC Housings & Trims 4-19
Non-IC Housings & Trims 4-25
Low Voltage
New Construction Housings 4-33
Remodel Housings 4-36
Trims 4-38

5 INCH

LED Housings 5-2
LED Modules
Adjustable 5-4
Downlight 5-8
Surface Mount 5-10
ML56 LED Downlighting System 5-12
ML56 LED Trims 5-15
E26 Screw Base
IC Housings 5-17
IC Trims 5-22
IC Housings – No Socket Bracket 5-31
IC Trims – No Socket Bracket 5-34
Non-IC Housings 5-44
Non-IC Trims 5-48
Non-IC Housings – No Socket Bracket 5-56
Non-IC Trims – No Socket Bracket 5-58

6 INCH

LED Housings 6-2
LED Modules
Adjustable 6-8
Downlight 6-10
Surface Mount 6-13
ML56 LED Downlighting System 6-16
ML56 LED Trims 6-19
AllSlope LED Housings 6-20
AllSlope LED Trims 6-24
E26 Screw Base
IC Housings 6-25
IC Trims 6-34
H7UICAT Housings & Trims 6-46
IC Housings – No Socket Bracket 6-59
IC Trims – No Socket Bracket 6-62
IC Shallow Housings 6-70
IC Shallow Trims 6-74
Non-IC Housings 6-82
Non-IC Trims 6-89
Non-IC Housings – No Socket Bracket 6-106
Non-IC Trims – No Socket Bracket 6-108
Non-IC Shallow Housings 6-116
Non-IC Shallow Trims 6-120
H47 Series Slope Housings & Trims 6-129
H645IC Slope Housings & Trims 6-134

Special Products 21
Accessories 23
Index 25

IC = Insulated Ceiling Non-IC = Non-Insulated Ceiling

Halo Recessed Lighting

LED Products

ML56 Collection

Halo ML56 LED downlight collection is comprised of LED modules with 5" and 6" trims. ML56 LED modules are offered in three lumen packages across the 600, 900, and 1200 Series - a versatile collection of energy-efficient LED downlights for general lighting in commercial and residential applications. The ML56 LED 600, 900, 1200 Series modules are designed for either new construction or retrofitting existing 5" and 6" compatible housings (Edison screw base adapter included). Halo LED ML56 Collection features excellent color in 80 CRI or 90 CRI (90 CRI is R9 > 50), and offers a wide selection of color temperatures (2700K, 3000K, 3500K and 4000K). Halo LED is ENERGY STAR® certified and can be used for California Title 24 (90 CRI is Title 20 Certified for residential compliance) and IECC High Efficacy compliance with designated LED modules and LED trims.

H4 Collection

Halo H4 LED downlight collection functions as a three-part system that consists of a 4" downlight housing, light engine module and trim to be installed according to the pace of the project. H4 collection is offered in 90 CRI (R9 > 50), with four LED light engine color temperatures (2700K, 3000K, 3500K and 4000K). The downlight light engines, accept 16 different trims including reflector, baffle and lensed. Adjustable gimbal light engines feature aiming up to 35° tilt, and interchangeable reflectors in 25°, 35° and 55° beam. Housings are offered in Insulated Ceiling (IC) and Non-Insulated Ceiling (Non-IC) Air-Tite™ models that include dimmable LED drivers. H4 is ENERGY STAR® certified and can be used for California Title 24 (Title 20 Certified for residential compliance), and IECC High Efficacy compliance with designated LED modules and LED trims. Halo H4 LED downlights save energy, without sacrificing performance.

Halo Recessed Lighting

LED Products

HL6 AllSlope Collection

Featuring unique interchangeable beam-forming optics, full range dimming and multiple color temperatures and trim options, the Halo HL6 AllSlope LED 6" downlight system is specifically designed for slope ceiling applications with pitch aiming from 2/12 (10 degrees) to 12/12 (45 degrees). The innovative design allows the LED light engine full adjustment capability so it can be aimed straight down in accordance with the ceiling pitch, resulting in outstanding performance and appearance. The three piece system consists of a 6-inch aperture housing, available in 1200 lumen series or 1800 lumen series; LED light engines are offered with 90 CRI (R9 > 50), in 2700K, 3000K, 3500K, 4000K; and available with three interchangeable optics. The trim selection is from a full line of slope ceiling trims including reflectors, baffles and lens choices. AllSlope is ENERGY STAR® certified and can be used for California Title 24 (Title 20 Certified for residential compliance), and IECC High Efficacy compliance with designated LED modules and LED trims.
The high-efficiency, energy-saving solution provides up to 73% in energy savings with virtually no maintenance.

SLD Collection

Halo Surface LED downlight (SLD) incorporates WaveStream™ technology to create an ultra-low profile 4" and 6" surface mounting luminaire with the performance and look of a traditional downlight. SLD is designed for installation in many square, octagon, or round junction boxes. Supply wire adapter with LED quick wiring connector included. Suitable for residential or commercial installations. Ideal for closets, storage areas, attics and basements. When used in 4", 5" and 6" recessed downlights, the included retrofit kit's dedicated LED wiring connector meets high efficacy code requirements. The SLD is ENERGY STAR® certified and can be used for California Title 24 (Title 20 Certified for residential compliance), and IECC High Efficacy compliance with designated products. SLD is available in SLD4, SLD6-600 lumen series and SLD6-1200 lumen series. SLD models in 80 CRI and 90 CRI (90CRI is R9 > 50), are offered in 2700K, 3000K, 3500K, 4000K. Optional accessories include designer trims in white (paintable), satin nickel, and tuscan bronze.

Specifications, compliances and dimensions subject to change without notice

Halo Recessed Lighting

LED Products

RL Collection

Halo RL series is a complete 4" and 5"/6" LED baffle-trim module for recessed downlights. The RL series is designed for use in new construction, remodel and retrofit installation in Halo and other compatible 4", 5" and 6" recessed downlight housings. The integral LED driver offers 120 volt dimming capability. RL56 is offered in 600 lumen series and 900 lumen series. RL is ENERGY STAR® certified and can be used for California Title 24 (Title 20 Certified for residential compliance), and IECC High Efficacy compliance with designated LED modules and LED trims. The RL is available in RL4, RL56-600 lumen series and RL56-900 lumen series. RL models in 80 CRI and 90 CRI (90 CRI is R9 > 50), are offered in 2700K, 3000K, 3500K, 4000K. Optional accessories include designer trims in white (paintable), satin nickel, and tuscan bronze.

RA Collection

Halo RA LED is a complete 4" and 5"/6" adjustable gimbal LED module; suitable for new construction, remodel and retrofit installation in Halo and other compatible 4", 5" and 6" recessed downlight housings. The RA adjustable gimbal offers 35-degree tilt and up to 360-degree rotation. The integral LED driver offers 120 volt dimming capability. RA4 and RA56 is ENERGY STAR® certified and can be used for California Title 24 (Title 20 Certified for residential compliance), and IECC High Efficacy compliance with designated LED modules and LED trims. The RA4 and RA56 adjustable gimbals are offered with 90 CRI (R9 > 50), in 2700K, 3000K, 3500K, 4000K; and with beam spread options in Very Wide Flood (VWFL) and Narrow Flood (NFL) models.



Insulated Ceiling (IC)

Insulated Ceiling type (IC) rated luminaires are tested to UL 1598 standards for installation with blown-in or batting-type dry insulation materials. This allows the insulation layer to remain unbroken and prevent heating and air conditioning losses. These housings are also equipped with thermal protectors to guard against overlamping by cycling the lamp off and on until the problem is corrected.

The blown-in or batting-type dry insulation allows convective heat transfer away from the recessed light fixture, and allows direct access to the luminaire for inspection and servicing. Type IC luminaires are not for use in direct contact with spray-in foam insulation. Spray-in foams should be kept 3" from all sides of recessed luminaires. Alternate installation when spray-in foam is used, might include but not be limited to, wrapping the luminaire in fiberglass batting to maintain energy efficiency while preserving access to the luminaire. Refer to National Electrical Manufacturing Association document: NEMA LSD57-2013, "Polyurethane Foam Application: Lighting Equipment."

Air-Tite™ (AT)

- Air-Tite fixtures are designed to reduce airflow between heated or air conditioned spaces and unconditioned areas
- Standard recessed housings may allow up to 5.0 cubic ft. per minute of air leakage to escape into unconditioned spaces
- Air-Tite fixtures reduce this leakage by sealing air pathways
- Air-Tite fixtures may be IC for use in insulated ceilings or they may be Non-IC for non-insulated ceilings
- When an IC housing is Air-Tite that combination meets California Title 24 residential compliance
- Other state energy building codes now have restricted airflow requirements for recessed lighting fixtures
- Air-Tite fixtures are test certified to the American Society for testing and materials procedure ASTM E283 as having an air leakage rate not more than 2.0 cfm (0.944 L/s) when tested at a 1.57 psf (75 Pa) pressure differential
- Additional benefits include: Savings in HVAC bills, preventing moisture damage to attic areas, reduced sound transmission between floors, and eliminating drafts for greater comfort

"T" Housing – Non-Insulated Ceiling (Non-IC)

Type (T) thermally protected housings (Non-IC) are designed for use in non-insulated ceilings. When installed in a ceiling with insulation, the insulation must be kept 3" from all sides of the unit and there must be a least 1/2" clearance from the top of the fixture to any ceiling material. The integral thermal protector or insulation detector on Halo recessed fixtures provides positive protection against misuse of ceiling insulation and overlamping by cycling the lamp on and off until the problem is corrected. Halo fixtures with ballasts or drivers are thermally protected in the unit. To meet specific municipal standards, many fixtures in this category carry an "IP" rating.

Specifications, compliances and dimensions subject to change without notice

Halo Recessed Lighting

Types of Housings

Small Aperture - 3" and 4"

Small aperture 3" and 4" housings are well suited for task and accent lighting especially over counters and in display areas. And 4" housings are increasingly used for general lighting with a trim providing for wide beam distribution, in conjunction with an appropriate lighting layout. Small aperture housings are available in Insulated Ceiling (IC), Non-Insulated Ceiling (T) / (Non-IC), and Air-Tite (AT) models.

Remodel

Remodel housings simplify installation when fixtures need to be added to existing ceilings. They can be installed from below in existing ceilings by cutting a precise hole, bringing power to the fixture and installing the housing. The spring clips or speed clamps lock the fixture in place. The integral thermal protector provides positive protection against overlamping. Housings are available in Insulated Ceiling (IC), Non-Insulated Ceiling (Non-IC), Air-Tite (AT) and shallow models.

Shallow Housing

Shallow housings are designed to solve installation problems where lower joist construction is used in the ceiling. These housings accept a wide variety of trims for different lighting effects. Shallow housings are available in Insulated Ceiling (IC), Non-Insulated Ceiling (T) / (Non-IC), and Air-Tite (AT) models.

Slope Ceiling

Slope or "cathedral" type ceilings require special housings to keep the lamp aimed straight down rather than following the slope of the ceiling. A lamp aiming mechanism in these fixtures allows the lamp to be aimed vertically in sloped ceilings. Ceiling pitch is measured from 2/12 to 12/12 (the first number refers to the amount of "drop" per 12 inches of horizontal measurement).

A built-in slope indicator provides quick and consistent lamp settings (factory set for 3/12 slope). Halo offers slope ceiling fixtures for incandescent lamps and for LED the HL6 AllSlope series. Slope ceiling housings are available in Insulated Ceiling (IC), Non-Insulated Ceiling (T) / (Non-IC), and Air-Tite (AT) models.

Halo Recessed Lighting

H3 (3"), H99/H1499 & H4 (4") Housing Installation Features



New Construction

4" Remodel

3" Remodel



Halo Recessed Lighting

H3 (3"), H99/H1499 & H4 (4") Housing Installation Features

1 Patented Got Nail!™ Hanger Bracket

- Pre-installed nail easily installs in regular lumber, engineered lumber and laminated beams
- Safety and guidance system prevents nail snagging, ensures smooth straight nail enetration and allows bar hangers to be easily removed if necessary
- Automatic levelling flange aligns the housing and lets you hold the housing in place with one hand while driving nails
- Five additional mounting points
- Mounting point on top for hanger wire connection
- Integral T-bar clips snaps onto T-bars - no additional clips required

2 Patented Pass-N-Thru™ Bars

- Pass-N-Thru™ allows the bars to pass through each other for tool-less shortening in tight spots less than 12" without removing from the plaster frame. Push bars together and flex at score lines until excess can be removed
- Housing positions at any point within 24" joist span
- Bar hangers may be repositioned 90° on the frame on select housings
- (1) Locking screw and multiple crimp points on plaster frame secure bars in place

3 Patented Slide-N-Side™ Junction Box

- (3) Slide-N-Side™ wire traps allow non-metallic (NM) sheathed cable to be installed without tools or without removing knockouts
  - Allows wiring connections to be made outside the junction box
  - Simply insert the cable directly into the trap after connections are made
  - Accommodates the following standard non-metallic (NM) sheathed cable types for both U.S. and Canada: (US) #14/2, #14/3, #12/2, #12/3 (Canada) #14/2, #14/3, #12/2
- (7) 1/2" conduit pry-outs positioned to accommodate straight conduit runs [(4) 1/2" conduit pry-outs in Non-IC housing]
- cULus Listed 24 in^3 box volume, listed for through-branch (8) No. 12 AWG branch circuit 90° C conductors through the box

4 Quick Connect™ Push Wire Nuts

- (3) 4-Port push-in wire nuts included
- Speeds installation and increases reliability
- Simply strip and insert supply wires
- No additional wire nuts required

5 Air-Tite™ Code Compliant

- H3 & H4 Housings feature a pre-installed gasket in an Air-Tite housing that limits airflow between unconditioned areas and conditioned spaces
- Standard recessed housings may allow up to 5.0 cubic ft. per minute of air leakage into unconditioned spaces
- Air-Tite fixtures are test certified to the American Society for Testing and Materials procedure ASTM E283 as having an air leakage rate not more than 2.0 cfm (0.944 L/s) when tested at a 1.57 psf (75 Pa) pressure differential
- Meets building energy codes that require a gasket between the housing and ceiling
- Additional benefits include: Savings in HVAC bills, preventing moisture damage to attic areas, reduced sound transmission between floors, and eliminating drafts for greater comfort

6A Remodel Junction Boxes*

H99/H1499 Series

- (7) 1/2" conduit (flex) pry-outs
- (4) Non-metallic (NM) cable pryouts
- Allow metallic and non-metallic sheathed cable to be installed
- cULus Listed 12 in^3 box volume, listed for (4) No. 12 AWG through branch circuit 90° C conductors

6B

H3 Series

- (3) 1/2" conduit (flex) pry-outs
- cULus Listed 9.6 in^3 box volume, listed for (4) No. 12 AWG through branch circuit 90° C conductors
- (3) Slide-N-Side™ wire traps allow non-metallic (NM) sheathed cable to be installed without tools or without removing knockouts.

H4 Series

LED remodels - See bullet **3**

7 Remodel Springs

- (4) Remodel spring clips secure housing to finished ceiling
- Allow installation in standard 1/2" and 5/8" ceiling material

8A Remodel Single-Arm Design

H99/H1499 Series

- Single arm design allows box to pass through the ceiling aperture

8B

H3 Series

- "Boat-shaped" remodel plate passes through the ceiling aperture to sit flat on ceiling
- Inner can passes through remodel plate and is secured with tab locks

9 Remodel Flange

- Integral flange secures fixture against the ceiling

10 cULus Listed

- UL1598 Luminaires
- Designed and manufactured to Underwriters Laboratories Standard for Safety – UL1598
- Luminaires additionally comply with National Electric Code (NEC), NFPA70

Halo Recessed Lighting

Halo H5 (5") & H7 (6") Housing Installation Features

H5 & H7 Housings

- Robust, full-frame construction
- Integral thermal protector guards against over-lamping
- Plaster lip notched at 90º intervals for laser centering
- Halo assured – logo on frame

H5 & H7 Remodel Housings

- Install from below the finished ceiling aperture
- Robust construction
- Integral thermal protector guards against over-lamping
- Halo assured – logo on can top



Specifications, compliances and dimensions subject to change without notice

Halo Recessed Lighting

H5 (5") & H7 (6") Housing Installation Features

1 Patented Got Nail!™ Hanger Bracket

- Pre-installed nail easily installs in regular lumber, engineered lumber and laminated beams
- Safety and guidance system prevents nail snagging, ensures smooth straight nail penetration and allows bar hangers to be easily removed if necessary
- Automatic levelling flange aligns the housing and lets you hold the housing in place with one hand while driving nails
- Five additional mounting points
- Mounting point on top for hanger wire connection
- Integral T-bar clips snaps onto T-bars - no additional clips required

2 Patented q-Channel Bars with Pass-N-Thru™

- q-Channel bars feature an unique inverted "q" interlocking channel for rigidity and stability
- Pass-N-Thru™ allows the bars to pass through each other for tool-less shortening in tight spots less than 12" without removing from the plaster frame. Push bars together and flex at score hole break points
- Housing positions at any point within 24" joist span
- Bar hangers may be repositioned 90° on the frame on select housings

3 Patented Slide-N-Side™ Junction Box

- Full-size junction box
- (3) Slide-N-Side™ wire traps allow non-metallic (NM) sheathed cable to be installed without tools or without removing knockouts
  - Allows wiring connections to be made outside the junction box
  - Simply insert the cable directly into the trap after connections are made
  - Accommodates the following standard non-metallic (NM) sheathed cable types for both U.S. and Canada: (US) #14/2, #14/3, #12/2, #12/3 (Canada) #14/2, #14/3, #12/2
- (7) 1/2" conduit pry-outs accommodate straight conduit runs
- cULus Listed 26 in^3 box volume, listed for through-branch (8) No. 12 AWG branch circuit 90° C conductors through the box

4 Quick Connect™ Push Wire Nuts

- (3) 4-Port push-in wire nuts included
- Speeds installation and increases reliability
- Simply strip and insert supply wires
- No additional wire nuts required

5 Universal Locking Screw

- (1) Locking screws accessible from below the ceiling
- Universal screw head (hex, slot or Phillips)
- (6) Additional bar crimping points

6 Air-Tite™ Code Compliant

- H5 & H7 housings feature a pre-installed gasket in an Air-Tite housing that limits airflow between unconditioned areas and conditioned spaces
- Standard recessed housings may allow up to 5.0 cubic ft. per minute of air leakage into unconditioned spaces
- Air-Tite fixtures are test certified to the American Society for Testing and Materials procedure ASTM E283 as having an air leakage rate not more than 2.0 cfm (0.944 L/s) when tested at a 1.57 psf (75 Pa) pressure differential
- Meets codes that require a gasket between a recessed housing and ceiling. Additional benefits include: Savings in HVAC bills, preventing moisture damage to attic areas, reduced sound transmission between floors, and eliminating drafts for greater comfort.
- Gasket GA-ATH5-6PK and GA-ATH7-6PK are available for covering gaps on the finished ceiling aperture (See specialty products and accessories section)

7 Remodel Junction Box - Full Access

- Full-size remodel junction box
- (7) 1/2" conduit (flex) pry-outs
- (4) Non-Metallic (NM) cable pryouts
- Allow metallic and non-metallic sheathed cable to be installed
- cULus Listed 17 in^3 box volume, listed for (4) No. 12 AWG through branch circuit 90° C conductors

8 Remodel Springs

- (4) Remodel spring clips secure housing to finished ceiling
- Allow installation in standard 1/2" and 5/8" ceiling material

9 Remodel Single-Arm Design

- Single arm design allows box to pass through the ceiling aperture
- Flexible arm can bend or flex side-to-side around obstructions

10 Remodel Flange

- Integral flange secures fixture against the ceiling

11 cULus Listed

- UL 1598 Luminaires
- Designed and manufactured to Underwriters Laboratories Standard for Safety – UL 1598
- Luminaires additionally comply with National Electric Code (NEC), NFPA70

Halo Recessed Lighting

E5 (5") & E7 (6") Housing Installation Features

E5 & E7 Housings

- Compact and economical construction
- Integral thermal protector guards against over-lamping
- Plaster lip notched at 90º intervals for laser centering
- Halo assured – logo on junction box can top and q-Channel bars

E5 & E7 Remodel Housings

- Install from below the finished ceiling aperture
- Compact junction box designed for ease of installation
- (2) Speed clamps securely lock housing to ceiling
- Integral thermal protector guards against over-lamping
- Halo assured – logo on junction box and can top





Specifications, compliances and dimensions subject to change without notice

Halo Recessed Lighting

E5 (5") & E7 (6") Housing Installation Features

1 Patented All-Nail™ Hanger Bracket

- Pre-installed nail easily installs in regular lumber, engineered lumber and laminated beams
- Mini foot levelling flange aligns the housing to the bottom of the joist
- Integral T-bar clip snaps on to T-bars - no additional clips are required
- Additional screw points provided for securing to grid where required by code

2 Patented q-Channel Bars with Pass-N-Thru™

- q-Channel bars feature an unique inverted "q" interlocking channel for rigidity and stability
- Housing positions at any point within 24" joist span
- Pass-N-Thru™ allows the bars to pass through each other for tool-less shortening in tight spots less than 12" without removing from the plaster frame. Push bars together and flex at score hole break points
- Bar hangers need not be removed from frame for shortening

3 Patented Repositionable J-Box with Slide-N-Side™

- Hinged and captive door for easy access
- Repositionable J-box can be moved to alternate side of frame to avoid obstructions
- (4) Slide-N-Side™ wire traps allow non-metallic (NM) sheathed cable to be installed without tools or removing knockouts
  - Allows wiring connections to be made outside the junction box
  - Simply insert the cable directly into the trap after connections are made
  - Accommodates the following standard non-metallic (NM) sheathed cable types for both U.S. and Canada: (US) #14/2, #14/3, #12/2, #12/3 (Canada) #14/2, #14/3, #12/2
- (4) 1/2" conduit pry-outs
- cULus Listed Compact 16 in^3 box volume, listed for maximum (10) No. 12 AWG or (14) No. 14 AWG 90° C splice conductors in box

4A Quick Connect™ Push Wire Nuts

- (3) 4-Port push-in wire nuts included
- Speeds installation and increases reliability
- Simply strip and insert supply wires
- No additional wire nuts required

4B Patent Pending Quick Connect™ Remodel Wiring Tray

- (3) 4-Port push-in wire nuts included
- Captive tray holds color-coded push-nuts in place allowing for one-handed connections to line, neutral & ground
- Speeds installation and increases reliability
- Simply strip and insert supply wires
- No additional wire nuts required

5 Universal Locking Screw

- (2) Locking screws accessible from below the ceiling
- Universal screw head (hex, slot or Phillips)

6 Patent Pending Air-Tite™ Construction

- E5 & E7 feature a gasket seal between the housing aperture, frame, & ceiling in a special design that limits airflow between unconditioned areas and conditioned spaces for a true Air-Tite installation without additional gaskets or caulk
- Standard recessed housings may allow up to 5.0 cubic ft. per minute of air leakage into unconditioned spaces
- Air-Tite fixtures are test certified to the American Society for Testing and Materials procedure ASTM E283 as having an air leakage rate not more than 2.0 cfm (0.944 L/s) when tested at a 1.57 psf (75 Pa) pressure differential
- Meets codes that require a gasket between a recessed housing and ceiling
- Additional benefits include: Savings in HVAC bills, preventing moisture damage to attic areas, reduced sound transmission between floors, and eliminating drafts for greater comfort

7 Patent Pending Remodel J-Box with Slide-N-Side™

- Compact design for ease in remodel installation
- Hinged and captive door for easy access
- (2) Slide-N-Side™ wire traps allow non-metallic (NM) sheathed cable to be installed without tools or removing knockouts
  - Allows wiring connections to be made outside the junction box
  - Simply slide the cable into the trap after connections are made
  - Accommodates the following standard non-metallic (NM) sheathed cable types for both U.S. and Canada: (US) #14/2, #14/3, #12/2, #12/3 (Canada) #14/2, #14/3, #12/2
- (3) 1/2" conduit pry-outs
- cULus Listed Compact 10 in^3 box volume, listed for maximum (6) No. 12 AWG or (8) No. 14 AWG 90° C splice conductors in box

8 Patented Remodel Speed Clamps

- (2) Exclusive integral speed clamps securely lock housing to ceiling
- Locking tabs securely lock to ceiling and can be easily repositioned
- Tabs engage and tighten with internal drive screws – a low torque power screwdriver speeds installation
- Two-tier tabs adjust for 3/8" to 2" for various ceiling materials

9 Remodel Attached - Box Design

- Attached box gets into tight spaces
- Allows ease of installation passing through the ceiling aperture

10 Remodel Flange

- Die formed flange maintains precise concentricity
- Integral flange secures fixture against the ceiling

11 cULus Listed

- UL1598 Luminaires
- Designed and manufactured to Underwriters Laboratories Standard for Safety – UL 1598
- Luminaires additionally comply with National Electric Code (NEC), NFPA70

Halo Recessed Lighting

Types of Trims

Halo's 3", 4", 5", 6" apertures offer full vocabulary of trim styles, finishes and design features. Smaller 3" and 4" trims are used for task and accent lighting, and many 4" trims with a wide beam are used for general downlighting. Larger 5" and 6" trims are used for general downlighting as many offer a wide beam for even illumination. Halo trims may be used with a wide variety of light sources including Incandescent, Halogen, CFL, and LED.

Full Reflectors

Reflector trims create wide light patterns and maximize the efficiency of the light source. Haze reflectors reduce glare yet maximize light distribution, satin nickel and gold finished reflectors add warmth and tuscan bronze and black reflectors minimize glare.

Reflector Cones

Reflector cones are generally shorter and are designed for use with reflector style lamps (R, BR, MR, GU10, and PAR). They direct the full output of these lamps to the illumination task.



Baffles

Baffle trims trap and shape light to minimize aperture glare and reduce ceiling brightness; varied depending on baffle finish. Baffles narrow the focus of the downlighting beam and many are used with reflector lamps (R, BR, MR, GU10, and PAR lamps).

Eyeballs/Gimbals/Adjustables

These trims provide precise, variable directional lighting. They are especially useful for directing light to accent wall hangings, mantels and task areas. Directional reflector style lamps are typically used (R, BR, MR, GU10 and PAR).

Wall Washers

Wall Wash trims provide same vertical surface illumination. Special reflectors allow both wall washing and downlighting. Depending on the light source and fixture positioning along a wall, these trims will provide same illumination higher up on the wall.

Lens and Diffusers

Lenses and diffusers are designed to typically soften and direct the light, and depending upon the lens the light may be directed more to horizontal surfaces or to higher angles on vertical surfaces. Designated trims can be used as shower lights and have cULus wet location listing.

Open Trims

Open trims create an attractive finished look of the lamp face without compromising the natural efficiency of reflector style lamps (R, BR and PAR).

Specifications, compliances and dimensions subject to change without notice

Halo Recessed Lighting

Sizes & Finishes of Trims

Halo gives you the tools to create the exact interior environment you envision. Choose from Halo trims that range in size of 3", 4", 5" and 6". Selections round out the choices available for residential and light commercial applications.

Reflector Finishes

Reflectors are offered in several finishes for high efficiency, to soften illumination, or to make a defined decorating statement.

Baffles

Available in either black for the most effective shielding or white for an inconspicuous daytime appearance.

Trim Ring Finishes

Trim rings are offered in a wide choice of painted or metallic finishes to either blend in with an existing decor or to make a well defined decorating statement.

Trim Styles

Typically trims have round apertures and Halo offers a wide selection of round trims; Halo offers a number of square trims that reinforce rectilinear decor lines and make a distinctive designer statement.

Halo Recessed Lighting

Trim – Features & Designs

A full line of trim styles, finishes and design features are expanding in the Halo trim collection. With these trim and feature expansions, Halo is bringing ways to help ease installation process. While keeping products classy and the ability to personalize your lighting fixtures to best suit the space. These trims are specifically modeled to work with the E26 screw base housings and are compatible with EISA halogen, incandescent, CFL & LED equivalent lamps.

1 Patent Pending Perftex™ 5" & 6" Baffle

- **NEW** Halo exclusive perforated design pattern
- A fine perforated pattern design of overlapping density, self-flanged
- 5110 & 6110 series trims

2 Coilex® 3", 4", 5" & 6" Baffle

- Fine thread pattern with crisp edges
- Precise triple lead-in thread design
- Timeless Halo signature for over 50 years

3 Self-flanged Trim Rings

- For simplicity and ease of installation

4 Torsion Spring Design

- Torsion springs are easy to install and hold flange tight to ceiling

5 Coil Spring Design

- Coil springs are easy to install with flexible coils that allow adjustment in holding flange tight to ceiling

6 5" & 6" Chamfered Inner Transition

- **New** 5" (5100/5200) and 6" (6100/6200) series
- The new chamfered trims are designed to reduce the visual impact on the ceiling
- Tapered profile to limit shadows

Air-Tite™ Code Compliant Trims

- Air-Tite trims are test certified to the American Society for Testing and Materials procedure ASTM E283 as having an air leakage rate not more than 2.0 cfm (0.944 L/s) when tested at a 1.57 psi (75 Pa)
- Form fitting socket collar for tight seal with self-flange trim ring sealing aperture
- Benefits include: Savings in HVAC bills, preventing moisture damage to attic areas, reduced sound transmission between floors, and eliminating drafts for greater comfort
- **New** 6" Air-Tite trims include: 6120, 6121, 6125, 6126, 6145, 6146
- **Classic** 6" Air-Tite trims include: 30, 78PAT, 170PS, 171PS, 172PS, 173PS, 430

Specifications, compliances and dimensions subject to change without notice

3" & 4" Trim Features

- Small aperture trims have less ceiling presence, and celebrate simple and clean lines around circumference
- Smaller aperture trims may be used to visually differentiate the room interior design
- Trims are also a functional element in lighting design as used for accent, task and general downlighting
- Designed for similar appearance regardless of lamp source whether line voltage PAR20 or low voltage MR16

3" Trim Designs

4" Trim Designs

5" Trim Features

- Halo 5" trims are now available for use in socket bracket or no socket bracket housing models
- **New** 5100/5200 series half cone reflector and baffle trims are designed for 5" H5 and E5 housings that include a socket plate with adjustment bracket
- **New** innovative designs in adjustable and lens trims; and new open wet location Showerlight trims for use with outdoor rated lamps
- Note: 5" 5000 series trims are all full-height socket supporting for use in H5 and E5 "NB" no socket bracket housings only

6" Trim Features

- Halo 6" trims are designed to offer the greatest flexibility in lamp types and trim styles
- The 6" trim balances proportion of larger scale with narrower trim ring visibility with various tapered styles
- **New** 6100/6200 series trims focus on simplicity of self-flanged rings, these forgiving size trims expand coverage of ceiling gaps and construction tolerances
- **New** designs in lens trims and new open wet location showerlight trims for use with outdoor rated lamps are offered
- 6" trims are offered in full-height socket supporting designs and in half cone designs for customer choice of housings with "NB" no socket bracket or a socket plate with adjustment bracket

NEW 5" (5100/5200) & 6" (6100/6200) – E26 Screw Base Styles & Finishes

Full Cone Baffle

WB White Baffle White Trim

BB Black Baffle White Trim

BKBB Black Baffle Black Trim

Full Cone Reflector

WH White Reflector White Trim

SN Satin Nickel Reflector Satin Nickel Trim

TBZ Tuscan Bronze Reflector Tuscan Bronze Trim

Half Cone Baffle

WB White Baffle White Trim

BB Black Baffle White Trim

BKBB Black Baffle Black Trim

Squircle – Frost Glass Lens

AH Aluminum Haze

PN Polished Nickel

SN Satin Nickel

TBZ Tuscan Bronze

Open Showerlight

WH White

SN Satin Nickel

TBZ Tuscan Bronze

Lens/Showerlight – Frost Glass Lens

WH White

SN Satin Nickel

TBZ Tuscan Bronze

Adjustable

WH White

BK Black

SN Satin Nickel

TBZ Tuscan Bronze

Regressed Adjustable

WB White Baffle

BB Black Baffle

SC Specular Clear Reflector

H Haze Reflector

Halo Recessed Lighting

Listings, Compliance & Industry Associations

Rising energy demand and corresponding costs are a fact of life and lighting fixtures play a two fold role in the energy equation – besides the light sources and fixtures themselves, their effect on heating and air conditioning costs must also be considered.

IC Fixtures

If lighting fixtures are being installed in an insulated attic area, choose IC (Insulated Ceiling) and for additional benefits choose ICAT (Insulated Ceiling Air-Tite) fixtures. These fixtures allow you to maintain an unbroken layer of insulation. IC rated luminaires are tested to UL1598 standards where insulation materials such as blown-in or batting type dry insulation may be placed in direct contact with the luminaire.

Blown-in or batting type insulation allows convective heat transfer away from the recessed light fixture, and allows direct access to the luminaire for inspection and servicing, as required by National Electric Code. In accordance with NEMA LSD57-2013 industry guidelines, the use of spray-in foam insulation in direct contact with recessed luminaires is not recommended. As such, NEMA recommends that spray-in foams be kept 3" from recessed luminaires. Alternate installation might include, but not be limited to, wrapping the luminaire in fiberglass batting to maintain energy efficiency while preserving access to the luminaire.

Air-Tite™ Fixtures

Air-Tite fixtures are qualified under test standard ASTM E-283, to restrict air flow between unconditioned areas and heated or air conditioned spaces. Standard recessed housings allow up to 5.0 cubic ft. per minute of air leakage to escape into unconditioned spaces. Air-Tite fixtures reduce this leakage by sealing air pathways. Air-Tite fixtures may be IC for use in insulated ceilings (such as H7ICAT) or they may be Non-IC for non-insulated ceilings (such as H36TAT). Air-Tite fixtures qualified to ASTM E-283 have 2.0 cfm (0.944 L/S) or less air flow rate at 1.57 PSF (75 Pa) pressure differential.

Additional benefits include: Savings in HVAC bills, preventing moisture damage to ceilings, reduced sound transmission between floors, and eliminating drafts for greater comfort.

Air-Tite™ Trims

An Air-Tite designated trim makes a housing Air-Tite. Simply add the Air-Tite trim to a Halo housing to meet code, and enjoy the additional benefits of an Air-Tite fixture.

Wet Location Listed Showerlights

Halo offers wet location listed trims which are designed for use over tubs, in showers, and protected outdoor ceiling areas such as porches and soffits. Where noted, models have trim rings and lenses manufactured of non-conductive and non-corrosive polymer and glass materials that are "dead-front". Trims suitable for use in showers carry a wet location cULus listing and are identified with one of the following icons.

Eaton's lighting business is a participating member and significant contributor in industry associations to assure that our lighting and control systems adhere to the highest performance and efficiency standards.

The US Environmental Protection Agency's ENERGY STAR® program is designed to identify and promote energy efficient products and buildings. Eaton's lighting business is proud to be an industry leader of certified products including many of our Halo recessed downlights. **www.energystar.gov**

Eaton's lighting business supports state codes enforcing more stringent and environmentally protective standards such as California Energy Commission's Title 24 Energy Efficiency standards. **www.energy.ca.gov/title24** and **www.energy.ca.gov/appliance**

International Energy Conservation Code (IECC) establishes energy-related heating, cooling, water heating, electrical and lighting system standards for residential, multi-family, and commercial buildings. **www.iccsafe.org**

Eaton's lighting business is a proud participating member of the IESNA, Illuminating Engineering Society of North America. **www.iesna.org**

ASHRAE/IESNA 90.1 standard is generally regarded as the definitive source of guidelines for achieving energy efficiency requiring certain watts per square foot (w/ft^2) depending on the application. **www.ashrae.org**

As a U.S. Green Building Council member, Eaton's lighting business supports their mission to promote buildings that are environmentally responsible, profitable and healthy places to live and work. **www.usgbc.org**

The American Lighting Association is a lighting industry trade association. Members include lighting and ceiling fan manufacturers, retail showrooms, sales representatives and professional residential lighting designers. **www.americanlightingassoc.com/**

The LIRC works to enhance communication between professional lighting designers and lighting manufacturers to improve products, services, business practices, and lighting design education. **http://www.iald.org**

The mission of the National Association of Homebuilders is to enhance the housing and the building industry. Eaton's lighting business is a proud participating member of the NAHB. **www.nahb.org**

RoHS Directive - Restriction of Hazardous Substances. This global initiative seeks to eliminate hazardous materials in products. Key materials being eliminated from products through RoHS include: cadmium, mercury and lead among others.

Eaton's Halo luminaires are manufactured and designed in accordance with the specifications outlined in Underwriters Laboratories Standard for Safety – Luminaires 1598. These luminaires additionally comply with the applicable requirements found within the National Electrical Code (NEC), NFPA 70.

Products bearing the cULus Listed marks indicate that the luminaires have been evaluated by Underwriters Laboratories, and are found to be compliant with the product specific requirements for the United States and Canada. **www.ul.com/**

Eaton's lighting business was the first major lighting manufacturer to partner with the Clinton Climate Initiative (CCI), and work with the C40 Large Cities Climate Leadership Group (C40) to reduce greenhouse gas emissions and serve as models for other cities. **http://c40cities.org** **www.clintonfoundation.org/cf-pgm-ccihome.htm**

Specifications, compliances and dimensions subject to change without notice

Luminous Flux (Lumens)

Luminous flux (lumens) is the measure of the total light producing power of the light source. It is the amount of light leaving the source without regards to direction. A halogen 72W A19 clear lamp has 1520 nominal lamp lumens. The luminous flux is provided by the lamp manufacturers in a listing of common lamp and lumen values.

Units: Lumens (lm)

A 19
Halogen - LED - CFL



Luminous Intensity (Candela)

The luminous intensity (candelas) is the strength of the light produced in a specific direction. The luminous intensity of an optical system is compiled graphically into diagrams known as candela or candlepower distribution curves. Both polar and cartesian graphs are used within the lighting industry for this purpose. This information is also available in numeric tabular form.

Units: Candela (cd)

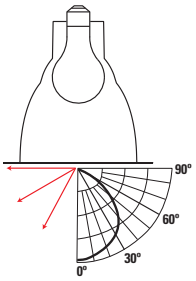

Illuminance (Footcandles)

Illuminance is the measure of the quantity of luminous flux that arrives on a surface. Illuminance is affected by the luminous intensity from the fixture in the direction of the lighted surface, the distance from the luminaire to the surface, and the angle of incidence of the arriving light. Although illuminance cannot be detected by the eye, it is the most often used criteria in specifying lighting designs.

Units: Footcandles (fc)

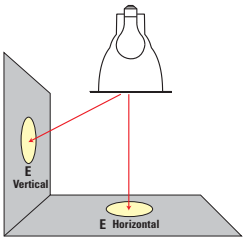

Luminance (Candelas/Meter^2)

Luminance is the measure of light leaving a surface in a given direction. It is what the eye perceives. Typically, luminance reveals more about the quality and comfort of a lighting system than just illuminance alone.

Units: Candelas per Square Meter (cd/m2)

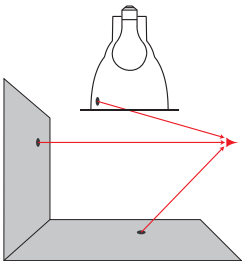

Correlated Color Temperature (CCT)

The color temperature (chromaticity) of a light source describes the actual color appearance of the light produced with regard to its warmth or coolness. Measured on the temperature scale of Kelvin, it is defined with the use of a reference light source termed a blackbody radiator. This reference is completely black when cold, and as it is heated begins to glow, taking on a reddish orange appearance. Heated further, its color appearance shifts towards yellow, then white and eventually bluish white at the high end of the scale. An orange red color light has a lower color temperature than a blue white light. Psychologically, the lower Kelvin temperatures are perceived as "warm", the higher as "cool", the opposite of what might be expected. With solid state LED and discharge sources such as compact fluorescent and HID light is produced by methods other than heating a filament and the color is measured by its correlated color temperature (CCT). It is the measure of the color of the light, not the actual operating temperature of the lamp.



Color Temperature & Effects of Lighting

Color Temp Kelvin Range	WARM 2700K	WHITE 3000K	NEUTRAL 3500K	COOL 4100K	DAYLIGHT 5000K
Effects	Warm Cozy Open	Friendly Intimate Personal	Friendly Safe Neutral	Neat Clean Efficient	Bright Alert Crisp
Typical Applications	Homes Restaurants Hotels Boutiques	Homes Libraries Office Areas Retail Stores Office Areas	Public Areas Showrooms Bookstores Hospitals	Office Areas Conference Rooms Classrooms Printing Companies	Museum Displays Jewelry Displays Medical Exam Areas

Color Rendering Index (CRI)

The color rendering index (CRI) of a light source describes the influence of light on the color appearance of objects being illuminated. CRI describes the apparent color shift undergone by a standard set of test colors illuminated by a source as compared to their appearance under the blackbody reference source. The apparent shift in colors is measured and averaged on the CRI chromaticity diagram, and the higher the number, the closer the apparent match. Since CRI is an average it is not possible to predict the effect on one particular color, and consequently, different lamps with the same CRI may not render colors alike. CRI is only a valid comparison when comparing lamps of the same color temperature since the appearance of the test colors vary as the reference blackbody radiator varies.

Units: CRI (on a scale up to 100)

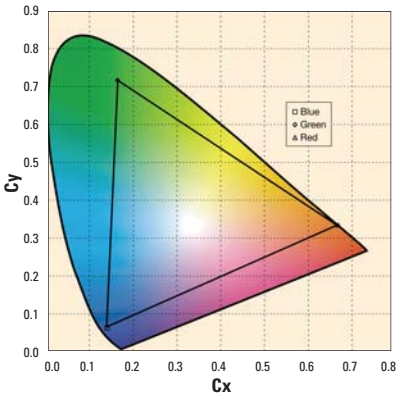

Illuminating Engineering Society (IES) Evaluating Light Source Color Rendition

Illuminating Engineering Society (IES) TM-30-15 method for evaluating light source color rendition. IES TM-30-15 is a technical memorandum published by the IES that details a new method for evaluation and identification of color rendition properties of a light source. The IES notes that no single measure can accurately identify all aspects of the color rendition of light. Therefore the TM-30-15 Technical Memorandum describes a method for evaluating color rendition of a light source based upon quantifying the fidelity (closeness to a reference color illuminate) through a Fidelity Index (Rf) and gamut (increase or decrease in chroma or saturation relative to a reference color illuminate) through a Gamut Index (Rg) of a light source. The method also generates a color vector graphic that indicates average hue and chroma shifts, which visually plots values of Rf and Rg, and aids with interpreting the method's results. TM-30-15 method provides equations and direction for calculating Rf and Rg, including the spectral reflectance functions for 99 Color Evaluation Samples (CES). A software tool is included with TM-30-15 as provided to aid in calculation and display of the results.

IES Method for Color Rendition

Color Fidelity

The accurate rendition of color so that they appear as they would under familiar (reference) illuminates

Fidelity Index (R_f)
scale up to 100
(0-100)

Color Gamut

The average level of saturation relative to familiar (reference) illuminates

Gamut Index (R_g)
60-140 when Rf > 60

Graphics

Visual description of hue and saturation changes.

Color Vector Graphic

Luminaire Efficiency

Luminaire efficiency is the ratio of lumens emitted by a luminaire in relation to lumens produced initially by the lamp contained within. It includes both the optical and thermal characteristics of the luminaire and is measured under controlled ambient conditions of 77°F (25°C). Luminaire efficiency does not indicate any information on the direction of the light leaving the fixture or its visual appearance.

Units: Percentage %

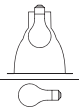

$$\textbf{Efficiency \%} = \frac{\text{Luminaire Lumens}}{\text{Lamp Lumens}}$$

Efficiency is a comparison of like terms; in the case of a lighting fixture, lumens from the luminaire vs. from the lamp. This measure of efficiency is concerned with the amount of light a luminaire can provide given the specific light source it employs.

Efficacy

Efficacy is the ratio of the luminous flux (lumens) produced by a source in relation to the energy (watts) it consumes. While efficiency is a comparison of like terms, efficacy is a comparison of unlike terms — the lumen and the watt. It is analogous to the miles per gallon rating of automobiles. It compares how a light source converts power into light. For example:

13.5W LED Luminaire (LED, Driver, Optic/Trim)
1100 lm/13.5W = 81 LPW (Total Luminaire Efficacy)

26W CFL lamp
1800 lm/28W = 64.2 LPW (Bare Lamp Efficacy)

26W CFL Luminaire (Lamp, Ballast, Trim) with 70% Luminaire (Trim) Efficiency
1260 lm/28W = 45 LPW
Units: Lumens per watt (LPW or lm/W)

$$\textbf{LED LPW} = \frac{\text{Delivered Luminaire Lumens}}{\text{Luminaire Watts}}$$

$$\textbf{CFL, Halogen LPW} = \frac{\text{Lamp Lumens X Luminaire Efficiency}}{\text{Luminaire Watts}}$$

Cutoff & Shielding Angle

The lamp cutoff angle of a luminaire is the angle between the vertical axis (nadir) and the first line of sight when the bare source is no longer visible. Lamp image cutoff is measured the same way as lamp cutoff, but it occurs when the image of the lamp is no longer visible in the reflector. The shielding angle is the compliment of the cutoff angle.

When both the lamp cutoff and lamp image cutoff are equal, the optical system has no spill light and uses all of the light in the useful beam. Equal cutoff to lamp and lamp image also provide higher visual comfort for the space.

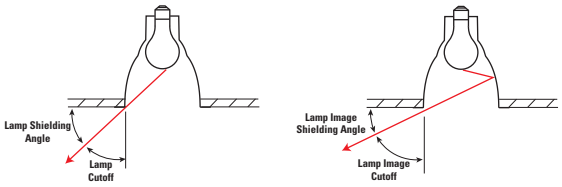

Candela Diagrams
(Candle Power Distribution)

Candela diagrams provide an illustration of the intensity and distribution of light. This allows quick estimates on how useful a particular fixture would be in an application. Polar graphs provide a visual indication on how narrow or wide a beam a fixture produces. Two sets of angles are referenced, vertical and horizontal angles. Vertical angles range from 0° at nadir to 90° along the ceiling line. The number of horizontal angles referenced depends on the rotational shape and symmetry of the light distribution. Sections, or planes of data, are cut at various intervals to describe the intensity changes at the same elevation angles. The 0°-180° plane slices the luminaire along the axis of the lamp, the 90°-270° plane cuts across the lamp axis. Additional planes are supplied every 22.5° where the light distribution becomes more asymmetric. In general, numerical data instead of small polar diagrams should be used for calculations, since the diagrams become difficult to read at the higher elevation angles and at angles surrounding the fixture.

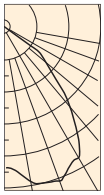

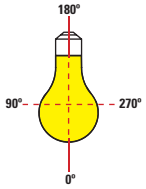

Reflectance

Reflectance is the ratio of luminous flux (lumens) reflected from a surface in relation to luminous flux (lumens) incident onto the surface. Types of surface reflectance range from the specular to the diffuse (lambertian), with many objects exhibiting combinations. Typically, reflectance becomes more specular with larger incident angles. Reflectances of room surfaces are important consideration when calculating illuminances using the "Lumen Method."

$$\textbf{Reflectance \%} = \frac{\text{Reflected Lumens}}{\text{Incident Lumens}}$$

Units: Percentage % **Symbol:** p

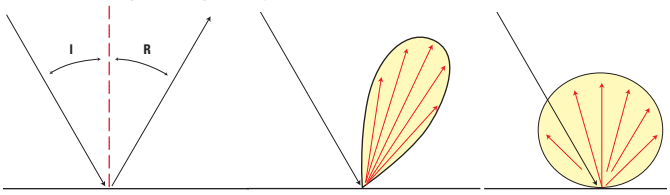

Specular Reflection | **Spread Reflection** | **Diffuse Reflection**



Field Angle: 50% maximum candlepower.
Beam Angle: 10% Lamp beam spread to maximum candlepower.

Center Beam Candle Power (CBCP):
Maximum candlepower of lamp at nadir.

Specifications, compliances and dimensions subject to change without notice

Point-to-Point Calculations

The calculation of foot-candles at a point, no matter if it is on a horizontal, vertical or tilted surface, can be accomplished with the inverse square law. The law states that the illuminance is proportional to the candlepower of the source in the given direction and inversely proportional to the square of the distance from the source. In addition, as a surface is tilted away from the source, illuminance will decrease in a ratio equal to the cosine of the angle of incidence.

The inverse square law formula can be expressed in various ways; the two most useful follow. Version 1 is ideal for the complexities of three-dimensional space as no trigonometry (cosine) is needed, just the simple X, Y and Z coordinates of the layout. It is also very useful in calculating foot-candles from the CBCP of accent lights. Version 2 is useful for calculations that can be laid out in two dimensions and when it is easy to find the cosine of the aiming angle. Insert your data into either easy-to-use formula to calculate the initial foot-candle level at a point.

Version 1

$$FC = \frac{I \times N}{D^3}$$

Where: **I** = CD towards Point
D = Distance to Point (square root of $X^2 + Y^2 + Z^2$)
N = Distance Normal to the Surface

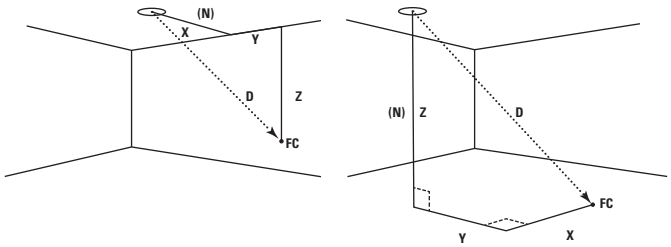

Version 2

$$FC = \frac{I \times \cos\theta}{D^2}$$

Where: **I** = CD towards Point
D = Distance to Point (square root of $X^2 + Y^2$)
θ = Angle between incident light ray and normal to the surface

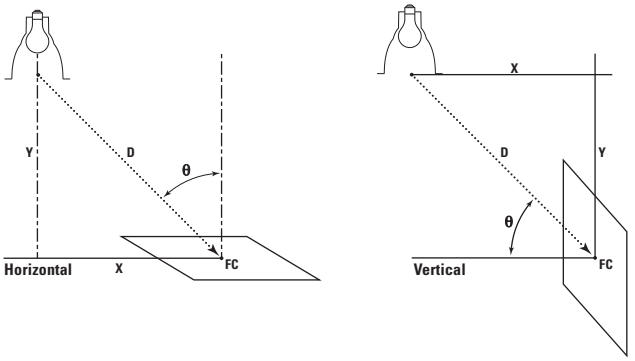

θ	COS θ	TAN θ
0°	1.0	.000
5°	.996	.087
10°	.985	.176
15°	.966	.268
20°	.940	.364
25°	.906	.466
30°	.866	.577
35°	.819	.700
40°	.766	.889
45°	.707	1.0

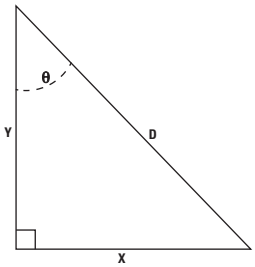

To find distance D: $D = X^2 + Y^2$ or $D = \frac{Y}{\cos\theta}$

To find aiming angle θ: $\tan\theta = \frac{X}{Y}$ or $\cos\theta = \frac{Y}{D}$

Ambient Lighting

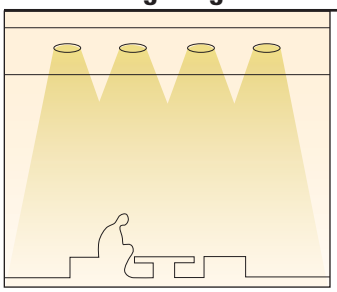

Lighting throughout an area which produces general illumination. The appropriate Halo recessed fixtures are available to provide patterns of light distribution for this purpose. These units direct light in specific patterns to illuminate areas without drawing attention to the fixtures themselves.

Task Lighting

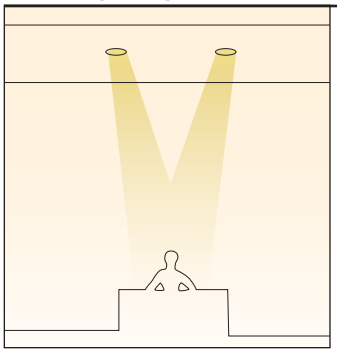

Lighting directed to a specific area to perform a specific task. Use Halo fixtures with narrower beam patterns and high illumination levels. Task-Ambient Lighting–The combination of task and ambient lighting should provide a level of ambient lighting that is lower than the task yet is designed so the ambient complements the task lighting. Here luminance ratio should be considered. Luminance ratio is the measure of task or accent to surrounding ambient lighting. For example, retail stores may use 5-to-1 task-to-ambient lighting on cash registers for transactions and 10-to-1 accent-to-ambient lighting on displays to draw maximum attention to the products.

Wall Washing

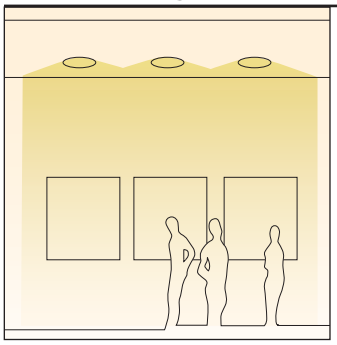

Lighting of vertical surfaces defines form, space and texture. It can visually increase the apparent size of a room while improving visual comfort. Halo has skillfully engineered fixtures designed to direct a spread of illumination on these surfaces. Halo fixtures may be selected based on the size of the space, the level of illumination and intensity desired, energy efficiency and controllability.

Accent Lighting

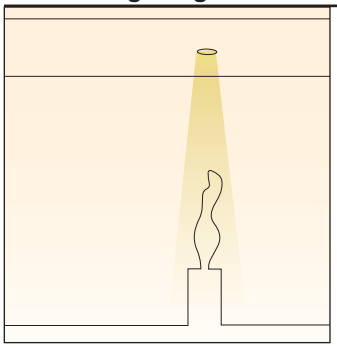

Directional lighting used to focus attention on a particular object or surface. Its intensity levels vary according to ambient illumination levels. Higher ambient levels require higher accent illumination to provide the necessary contrast (luminance ratio). This requires adjustable fixtures which can deliver higher illumination levels and precise beam distributions. Halo adjustable trims are often used in accent lighting and offer the range of intensities and beam spreads necessary for controlled quality lighting.

Light Emitting Diodes (LED)

Solid State Lighting (LED) once only known to the electronics industry are now a common component used for general lighting. And the reason is LED's superior energy efficiency and extremely long operational life compared to traditional incandescent technology. LED's have been used in automotive and signal products for some time because of LEDs natural generation of red, blue, and green color. With recent breakthroughs in LED chip set technology a LED is now capable of generating "white light". Combined with technological advances in LED driver power electronics, LED may be applied successfully to general lighting products. LED is also referred to as Solid State Lighting (SSL) because it is composed of various semiconductor materials and when an electrical current passes through the diode, the recombination of positive and negative charges results in the emission of photons or light. As a result LED luminaires are high-efficiency alternatives to less efficient light sources.

The Benefits of LED

- Energy Savings - Significant savings over traditional sources (Halo ML56 - 600 Series consumes 86% less energy than comparable 65W BR30 incandescent lamps)
- High Efficacy - LED offers more lumens per Watt (Halo ML56 - 600 Series delivers up to 92 LpW compared to 9.5 LpW of 65W BR30 incandescent lamps)
- Long Operational Life - LED offers significant life values, with many models offering over 50,000 hours (Compare to 65W BR30 incandescent lamp with typical life of 2,500 hours)
- Reduced maintenance cycle - LED can perform for years, even in 24 hours 7 days a week operation
- Dimmable - Designated LED drivers are capable of full range dimming and may operate with many standard dimmers
- Improved quality of light - LED downlight optics offer smooth, even illumination across the visual field
- Soffit applications - LED downlighting may be used in protected canopies, porches, and soffits in colder climates than fluorescent sources (where designated for "Wet Location" listing)
- Code compliance - LED lighting may be used to meet stringent code requirements requiring higher luminaire efficacy (Lumens per Watt) and lower building power density (watts per square foot)
- Reduced environmental impact - Significant reduction in energy loads with LED lighting offers reduction of carbon emissions in electrical generation

Color Selection choices for Halo LED:

- Color Rendering Index (CRI): 80 and 90 (90 CRI is R9 > 50) options are offered, based upon model series
- Correlated Color Temperature (CCT): 2700K, 3000K, 3500K, 4000K are offered, based upon model series

LED Warranty:

- Eaton lighting solutions business provides a five year limited warranty on designated HALO LED luminaires. Consult www.eaton.com/lighting/legal

Applications: General, Task, Wall Wash, Accent (depending upon model selected)

Halogen Low Voltage (MR16)

Multifaceted Reflector (MR) lamps produce crisp, white light; with more typical sparkle than PAR lamps. Low voltage halogen lamps offer the best light control and are ideal for accenting. Low voltage lamps require a transformer in the fixture to step line voltage down to nominal lamp operating voltage.

Applications: Task, Accent, Wall Wash, Grazing
Sizes: MR16
Beam Spread: Many available. Measured in beam angles.
Typical Rated Life: 4,000 to 6,000 hours

Incandescent and Halogen (INC/HAL)

These are popular because they are easy to install, are relatively inexpensive and are available in a wide range of wattages and bulb styles. Halogen lamps are a type of incandescent with filaments of tungsten wire heated by the passage of electrical current to incandescence. All clear halogen lamps are considered to have a color rendering index of 100.

A-Lamps

General service "A" lamps emit a warm light.
These require reflectors to effectively control light.
Applications: General, Wall Wash
Typical Sizes: A17, A19, A21
Typical Rated Life: 1000 hours

R and BR Lamps

Reflector (R) and Bulge Reflector (BR) lamps emit a warm amber light. These have built-in reflectors to control light in flood and spot beam patterns.
Applications: General, Task, Accent, Wall Wash, Grazing
Sizes: R20, BR30, BR40
Beam Spread: Flood, Spot
Typical Rated Life: 2,500 hours

PAR Halogen Lamps

Parabolic aluminized reflector lamps produce a crisp, white light. These use built-in reflectors with internal reflective coatings and lenses to control light in many beam patterns.
Applications: General, Task, Accent, Wall Wash, Grazing
Sizes: PAR16, PAR20, PAR30S (short neck), PAR30L (long neck), PAR38
Beam Spread: Narrow Spot, Spot, Flood, Narrow Flood, Wide Flood
Typical Rated Life: 2,500 hours

Specifications, compliances and dimensions subject to change without notice

3 INCH

H3 Series

IC Housings 3-2
IC Trims 3-6
Non-IC Housings 3-10
Non-IC Trims 3-17

IC = Insulated Ceiling **Non-IC = Non-Insulated Ceiling**

H3 Series – GU10 IC Housing

H36ICAT

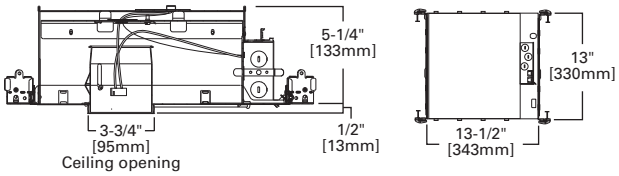

H36ICAT

3" IC, Air-Tite, Shallow New Construction, 120V

H36ICAT is a shallow IC, Air-Tite™ housing for use with H3 3" series trims. Housing is Air-Tite to restrict airflow between conditioned spaces and unconditioned areas. For use with 120V GU10 lamps. H36ICAT is IC rated and may be used in insulated ceilings and may be covered with insulation*.

Special Features

Air-Tite™ code compliant
Got Nail™ bar hangers
Slide-N-Side™ junction box
Pass-N-Thru™ bars
Quick Connect™ push wire nuts

Compatible Trims

3001	3004	3008	3011	3017
3002	3006	3009	3012	3020
3003	3007	3010	3013	

Features

Housing
Double wall aluminum construction, shallow height

Plaster Frame
Housing adjusts in plaster frame to accommodate up to 1-1/2" ceiling thickness. Galvanized steel construction. Plaster frame features include:

- Regressed locking screw for securing hanger bars
- Cutouts for easily crimping hanger bars in position
- HALO name embossed on plaster frame
- The housing may be removed from plaster frame to provide access to the junction box
- Pre-installed Air-Tite gasket

Includes:
- Air-Tite™ code compliant (Details Pg. 7)
- Got Nail!™ bar hangers (Details Pg. 7)
- Slide-N-Side™ junction box wire traps (Details Pg. 7)
- Pass-N-Thru™ bars (Details Pg. 7)
- Quick Connect™ push wire nuts (Details Pg. 7)

Socket
GU10 socket for 120V GU10 lamps

Accessory
Z28 Lamp: 120V, GU10, reflector lamp

Compliances
- cULus Listed 1598 luminaire
- cULus Listed damp location
- cULus Listed for wet location, covered ceiling, with select trims
- cULus Listed for direct contact with insulation and combustible material*
- Air-Tite code compliant. Certified under ASTM E283; not exceeding 2.0 cfm (0.944 L/s) air leakage rate tested at a 1.57 psf (75 Pa) pressure differential
- RoHS compliant

*Not to be used in direct contact with spray foam insulation (Consult NEMA LSD57-2013)

Specifications, compliances and dimensions subject to change without notice

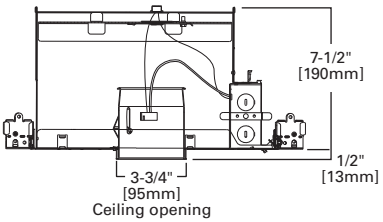

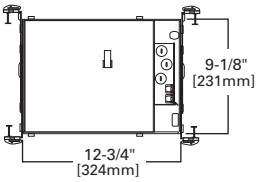

H38ICAT

3" IC, Air-Tite, New Construction, 120V

H38ICAT is an IC, Air-Tite™ housing for use with H3 3" series trims. Housing is Air-Tite to restrict airflow between conditioned spaces and unconditioned areas. For use with 120V GU10 lamps. H38ICAT is IC rated and may be used in insulated ceilings and may be covered with insulation*.

Special Features

- Air-Tite™ code compliant
- Got Nail™ bar hangers
- Slide-N-Side™ junction box
- Pass-N-Thru™ bars
- Quick Connect™ push wire nuts

Compatible Trims

3001	3005	3009	3013	3018
3002	3006	3010	3014	3019
3003	3007	3011	3016	3020
3004	3008	3012	3017	

Features

Housing
Double wall aluminum construction

Plaster Frame
Housing adjusts in plaster frame to accommodate up to 1-1/2" ceiling thickness. Galvanized steel construction. Plaster frame features include:

- Regressed locking screw for securing hanger bars
- Cutouts for easily crimping hanger bars in position
- HALO name embossed on plaster frame
- The housing may be removed from plaster frame to provide access to the junction box
- Pre-installed Air-Tite gasket

Includes:
- Air-Tite™ code compliant (Details Pg. 7)
- Got Nail!™ bar hangers (Details Pg. 7)
- Slide-N-Side™ junction box wire traps (Details Pg. 7)
- Pass-N-Thru™ bars (Details Pg. 7)
- Quick Connect™ push wire nuts (Details Pg. 7)

Socket
GU10 socket for 120V GU10 lamps

Accessory
Z28 Lamp: 120V, GU10, reflector lamp

Compliances
- cULus Listed 1598 luminaire
- cULus Listed damp location
- cULus Listed for wet location, covered ceiling, with select trims
- cULus Listed for direct contact with insulation and combustible material*
- Air-Tite code compliant. Certified under ASTM E283; not exceeding 2.0 cfm (0.944 L/s) air leakage rate tested at a 1.57 psf (75 Pa) pressure differential
- RoHS compliant

*Not to be used in direct contact with spray foam insulation (Consult NEMA LSD57-2013)

H3 Series – Low Voltage MR16 IC Housing

H36LVICAT

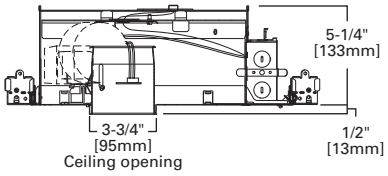

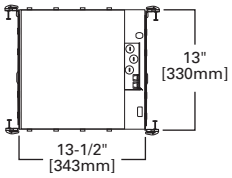

H36LVICAT

3" IC, Air-Tite, Shallow New Construction, 120V – 12V Low Voltage, MR16

H36LVICAT is a shallow IC, Air-Tite™ housing for use with H3 3" series trims. Housing is Air-Tite to restrict airflow between conditioned spaces and unconditioned areas. For use with 12V MR16 lamps. H36LVICAT is IC rated and may be used in insulated ceilings and may be covered with insulation*.

Special Features

- Air-Tite™ code compliant
- Got Nail™ bar hangers
- Slide-N-Side™ junction box
- Pass-N-Thru™ bars
- Quick Connect™ push wire nuts

Compatible Trims

3001	3004	3008	3011	3017
3002	3006	3009	3012	3020
3003	3007	3010	3013	

Features

Housing
IC and Air-Tite™ rated double wall aluminum construction shallow height

Plaster Frame
Housing adjusts in plaster frame to accommodate up to 1-1/2" ceiling thickness. Galvanized steel construction. Plaster frame features include:

- Regressed locking screw for securing hanger bars
- Cutouts for easily crimping hanger bars in position
- HALO name embossed on plaster frame
- The housing may be removed from plaster frame to provide access to the junction box
- Pre-installed Air-Tite gasket

Includes:
- Air-Tite™ code compliant (Details Pg. 7)
- Got Nail!™ bar hangers (Details Pg. 7)
- Slide-N-Side™ junction box wire traps (Details Pg. 7)
- Pass-N-Thru™ bars (Details Pg. 7)
- Quick Connect™ push wire nuts (Details Pg. 7)

Transformer
Integral magnetic transformer steps 120V line voltage down to 12V lamp operating voltage. Rated for MR16 lamps, 50W max.

Socket
GU 5.3 socket for 12V MR16 lamps

Compliances
- cULus Listed 1598 luminaire
- cULus Listed damp location
- cULus Listed for wet location, covered ceiling, with select trims
- cULus Listed for direct contact with insulation and combustible material*
- Air-Tite code compliant. Certified under ASTM E283; not exceeding 2.0 cfm (0.944 L/s) air leakage rate tested at a 1.57 psf (75 Pa) pressure differential
- RoHS compliant

*Not to be used in direct contact with spray foam insulation (Consult NEMA LSD57-2013)

Specifications, compliances and dimensions subject to change without notice

H3 Series – Low Voltage MR16 IC Housing

H38LVICAT

3 INCH

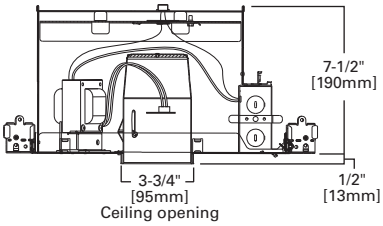

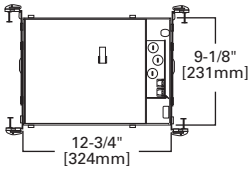

H38LVICAT

c UL us LISTED

3" IC, Air-Tite, New Construction, 120V – 12V Low Voltage, MR16

H38LVICAT is an IC, Air-Tite™ housing for use with H3 3" series trims. Housing is Air-Tite to restrict airflow between conditioned spaces and unconditioned areas. For use with 12V MR16 lamps. H38LVICAT is IC rated and may be used in insulated ceilings and may be covered with insulation*.

Special Features

- Air-Tite™ code compliant
- Got Nai™ bar hangers
- Slide-N-Side™ junction box
- Pass-N-Thru™ bars
- Quick Connect™ push wire nuts

Compatible Trims

3001	3004	3008	3011	3017
3002	3006	3009	3012	3020
3003	3007	3010	3013	

Features

Housing
IC and Air-Tite™ rated double wall aluminum construction shallow height

Plaster Frame
Housing adjusts in plaster frame to accommodate up to 1-1/2" ceiling thickness. Galvanized steel construction. Plaster frame features include:

- Regressed locking screw for securing hanger bars
- Cutouts for easily crimping hanger bars in position
- HALO name embossed on plaster frame
- The housing may be removed from plaster frame to provide access to the junction box
- Pre-installed Air-Tite gasket

Includes:
- Air-Tite™ code compliant (Details Pg. 7)
- Got Nail!™ bar hangers (Details Pg. 7)
- Slide-N-Side™ junction box wire traps (Details Pg. 7)
- Pass-N-Thru™ bars (Details Pg. 7)
- Quick Connect™ push wire nuts (Details Pg. 7)

Transformer
Integral magnetic transformer steps 120V line voltage down to 12V lamp operating voltage. Rated for MR16 lamps, 50W max.

Socket
GU 5.3 socket for 12V MR16 lamps

Compliances
- cULus Listed 1598 luminaire
- cULus Listed damp location
- cULus Listed for wet location, covered ceiling, with select trims
- cULus Listed for direct contact with insulation and combustible material*
- Air-Tite code compliant. Certified under ASTM E283; not exceeding 2.0 cfm (0.944 L/s) air leakage rate tested at a 1.57 psf (75 Pa) pressure differential
- RoHS compliant

*Not to be used in direct contact with spray foam insulation (Consult NEMA LSD57-2013)

H3 Series Trims

IC Housings: H36ICAT • H38ICAT • H36LVICAT • H38LVICAT

Reflectors

3004 Adjustable Reflector

- Die cast trim ring with reflector
- For general illumination
- 35° tilt, 360° orientation within housing

Lamp	120V GU10 50W	12V MR16 50W
Housing	H36ICAT H38ICAT	H36LVICAT H38LVICAT

3004WHW
White Reflector, White Trim

3004WHC
Clear Reflector, White Trim

3004WHH
Haze Reflector, White Trim

3004SN
Satin Nickel Reflector,
Satin Nickel Trim

3004TBZ
Tuscan Bronze Reflector,
Tuscan Bronze Trim

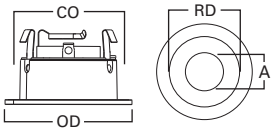

Dimensions**
A: 2" [51mm]
RD: 3" [75mm]
CO: 3-3/4" [95mm]
OD: 4-1/4" [108mm]

Baffles

3003 Adjustable Coilex® Baffle

- Die cast trim ring with machined metal Coilex baffle
- For general illumination
- 35° tilt, 360° orientation within housing

Lamp	120V GU10 50W	12V MR16 50W
Housing	H36ICAT H38ICAT	H36LVICAT H38LVICAT

3003WHWB
White Coilex Baffle, White Trim

3003WHBB
Black Coilex Baffle, White Trim

3003BKBB
Black Coilex Baffle, Black Trim

3003SNB
Satin Nickel Coilex Baffle,
Satin Nickel Trim

3003TBZB
Tuscan Bronze Coilex Baffle,
Tuscan Bronze Trim

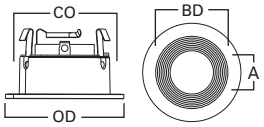

Dimensions**
A: 2" [51mm]
BD: 3" [75mm]
CO: 3-3/4" [95mm]
OD: 4-1/4" [180mm]

3011 Square Adjustable Baffle

- Die cast trim ring with metal baffle
- For general illumination
- 15° tilt, 350° integral lamp holder rotation with locking thumbscrew

Lamp	120V GU10 50W	12V MR16 50W
Housing	H36ICAT H38ICAT	H36LVICAT

Lamp	12V MR16 37W
Housing	H38LVICAT

3011WHWB
White Baffle, White Trim

3011WHBB
Black Baffle, White Trim

3011BKBB
Black Baffle, Black Trim

3011SNBB
Black Baffle, Satin Nickel Trim

3011TBZBB
Black Baffle, Tuscan Bronze Trim

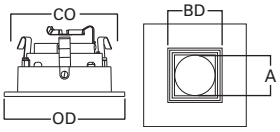

Dimensions**
A: 1-7/8" [48mm]
BD: 2-1/4" [57mm]
CO (Round): 3-3/4" [95mm]
OD: 4-1/4" [108mm]

****Key: A:** Luminous Aperture, **RD/BD:** Reflector/Baffle Diameter, **CO:** Ceiling Opening, **OD:** Trim Outside Diameter

Specifications, compliances and dimensions subject to change without notice

Adjustable – Eyeballs & Gimbals

3009 Adjustable Gimbal - 35° Tilt

- Die cast trim ring with die cast gimbal
- For directional accent lighting
- 35° tilt, 15° negative tilt, 360° gimbal orientation and trim within housing

Lamp	120V GU10 50W	12V MR16 50W
Housing	H36ICAT H38ICAT	H36LVICAT H38LVICAT

3009WHWB
White Baffle, White Gimbal

3009WHBB
Black Baffle, White Gimbal

3009BKBB
Black Baffle, Black Gimbal

3009SNBB
Black Baffle, Satin Nickel Gimbal

3009TBZBB
Black Baffle, Tuscan Bronze Gimbal

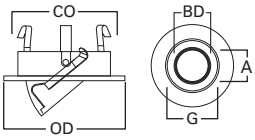

Dimensions**
A: 1-3/4" [45mm]
BD: 2" [51mm]
G: 2-3/4" [70mm]
CO: 3-3/4" [95mm]
OD: 4-1/4"[108mm]

3010 Super Adjustable - 0-75° Adjustment

- Die cast trim ring and adjustable lamp sleeve
- For directional accent lighting
- Integral nylon ball bearings and silicone guides protect finish
- 0-75° tilt, 360° orientation within housing
- Front-loading, turn-lock lamp access

Lamp	120V GU10 50W	12V MR16 50W
Housing	H36ICAT H38ICAT	H36LVICAT

Lamp	12V MR16 37W
Housing	H38LVICAT

3010WH
White Baffle, White Trim

3010SN
Satin Nickel Baffle,
Satin Nickel Trim

3010TBZ
Tuscan Bronze Baffle,
Tuscan Bronze Trim

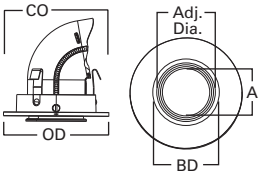

Dimensions**
A: 1-3/4" [45mm]
Adj. Dia.: 2-3/8" [60mm]
BD: 2-1/2" [64mm]
CO: 3-3/4" [95mm]
OD: 4-1/4" [108mm]

Pull Down / Adjustment

3013 Square Adjustable Gimbal

- Die cast trim ring with die cast gimbal
- For accent and task lighting
- 35° positive tilt, 15° negative tilt, 360° orientation within housing
- Front-loading, snap-in lamp access face plate

Lamp	120V GU10 50W	12V MR16 50W
Housing	H36ICAT H38ICAT	H36LVICAT

Lamp	12V MR16 37W
Housing	H38LVICAT

3013WH
White

3013SN
Satin Nickel

3013TBZ
Tuscan Bronze

3013BK
Black

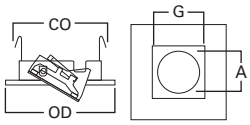

Dimensions**
A: 1-3/4" [45mm]
G: 2-1/4" [57mm]
CO (Round): 3-3/4" [95mm]
OD (Square): 4-1/4" [108mm

Key: A: Luminous Aperture, **RD/BD:** Reflector/Baffle Diameter, **CO:** Ceiling Opening, **OD:** Trim Outside Diameter, **G:** Gimbal Outside Diameter

Lenses & Wet Location Showerlights

3007 Regressed Lens Adjustable Reflector

Showerlight

- Die cast trim ring: TBZ models
- Non-conductive & non-corrosive polymer trim ring: WHC, PCC, SN models
- Regressed clear lens
- For general illumination
- Wet location listed for showers
- 15° tilt, 360° orientation within housing

Lamp	120V GU10 50W	12V MR16 50W
Housing	H36ICAT H38ICAT	H36LVICAT

Lamp	12V MR16 37W
Housing	H38LVICAT

3007WHC
Specular Clear Reflector, White Trim

3007PCC
Specular Clear Reflector, Polished Chrome Trim

3007SN
Satin Nickel Reflector, Satin Nickel Trim

3007TBZ
Tuscan Bronze Reflector, Tuscan Bronze Trim

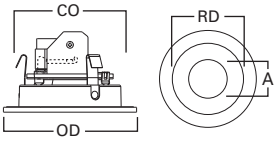

Dimensions**
A: 2" [51mm]
RD: 3" [75mm]
CO: 3-3/4" [95mm]
OD: 4-1/4" [108mm]

3008 Frosted Glass Perimeter Lens

Showerlight

- Non-conductive & non-corrosive polymer trim ring
- Glass lens with frosted perimeter
- Clear specular upper reflector
- Wet location listed for showers, "Dead-Front"
- 360° orientation within housing

Lamp	120V GU10 50W	12V MR16 50W
Housing	H36ICAT H38ICAT	H36LVICAT

Lamp	12V MR16 37W
Housing	H38LVICAT

3008FG
Frosted Glass Perimeter Lens, White Trim

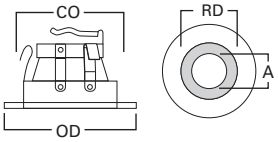

Dimensions**
A: 1-7/8" [48mm]
RD: 2-9/16" [65mm]
CO: 3-3/4" [95mm]
OD: 4-1/4" [108mm]

3012 Square Regressed Lens Adjustable Baffle

Showerlight

- Die cast trim ring with metal baffle
- For general illumination
- 15° tilt, 360° integral lamp holder rotation with locking thumbscrew
- Wet location listed for showers

Lamp	120V GU10 50W	12V MR16 50W
Housing	H36ICAT H38ICAT	H36LVICAT

Lamp	12V MR16 37W
Housing	H38LVICAT

3012WHWB
White Baffle, White Trim

3012WHBB
Black Baffle, White Trim

3012BKBB
Black Baffle, Black Trim

3012SNBB
Black Baffle, Satin Nickel Trim

3012TBZBB
Black Baffle, Tuscan Bronze Trim

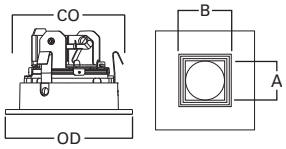

Dimensions**
A: 1-7/8" [48mm]
BD: 2-1/4" [57mm]
CO (Round): 3-3/4" [95mm]
OD: 4-1/4" [108mm]

3017 Decorative Low-Profile Glass Curve

Showerlight

- Die cast construction and decorative glass element
- Frost glass perimeter with clear glass center
- Wet location listed for showers

Lamp	120V GU10 50W	12V MR16 50W
Housing	H36ICAT H38ICAT	H36LVICAT

Lamp	12V MR16 37W
Housing	H38LVICAT

3017FGS
Frost Glass Curve

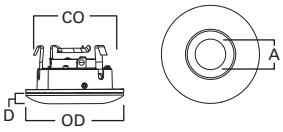

Dimensions**
A: 1-1/2" [39mm]
D: 1/2" [13mm]
CO: 3-3/4" [95mm]
OD: 4-1/4" [108mm

Key: A: Luminous Aperture, **RD/BD:** Reflector/Baffle Diameter, **CO:** Ceiling Opening, **OD:** Trim Outside Diameter, **D:** Depth Profile

Specifications, compliances and dimensions subject to change without notice

Pinhole, Slot & Wall Wash

3001 Adjustable Pinhole Baffle

- Die cast trim ring with black oculus and machined metal baffle
- For concentrated accent lighting
- 15° tilt, 360° orientation within housing

Lamp	120V GU10 50W	12V MR16 50W
Housing	H36ICAT H38ICAT	H36LVICAT

Lamp	12V MR16 37W
Housing	H38LVICAT

3001WHWB
White Baffle, White Trim

3001WHBB
Black Baffle, White Trim

3001SNBB
Black Baffle, Satin Nickel Trim

3001BKBB
Black Baffle, Black Trim

3001TBZBB
Black Baffle, Tuscan Bronze Trim

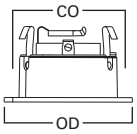

Dimensions**
A: 1-5/8" [41mm],
CO: 3-3/4" [95mm],
OD: 4-1/4" [108mm]

3002 Adjustable Pinhole Reflector

- Die cast trim ring with black oculus and clear specular reflector
- For concentrated accent lighting
- 15° tilt, 360° orientation within housing

Lamp	120V GU10 50W	12V MR16 50W
Housing	H36ICAT H38ICAT	H36LVICAT

Lamp	12V MR16 37W
Housing	H38LVICAT

3002WHC
Clear Reflector, White Trim

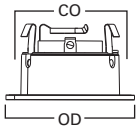

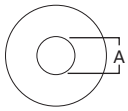

Dimensions**
A: 1-5/8" [41mm],
CO: 3-3/4" [95mm],
OD: 4-1/4" [108mm]

3006 Adjustable Slot Aperture

- Die cast trim ring with metal black baffle
- For directional illumination
- 35° tilt, 360° orientation within housing

Lamp	120V GU10 50W	12V MR16 50W
Housing	H36ICAT H38ICAT	H36LVICAT

Lamp	12V MR16 37W
Housing	H38LVICAT

3006WHBB
Black Baffle, White Trim

3006SNBB
Black Baffle, Satin Nickel Trim

3006BKBB
Black Baffle, Black Trim

3006TBZBB
Black Baffle,
Tuscan Bronze Trim

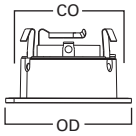

Dimensions**
A: 1-5/8" [41mm]
CO: 3-3/4" [95mm]
OD: 4-1/4" [108mm]

3020 Wall Wash Downlight

- Die cast trim ring
- Integral wall wash reflector
- 360° orientation within housing
- For a subtle grazing light effect on cabinet faces along with a direct downlight on counter tops or similar applications

Lamp	120V GU10 50W	12V MR16 50W
Housing	H36ICAT H38ICAT	H36LVICAT

Lamp	12V MR16 37W
Housing	H38LVICAT

3020WW
Wall Wash Downlight with
White Trim Ring

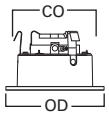

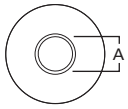

Dimensions**
A: 1-9/16" [40mm]
CO: 3-3/4" [95mm]
OD: 4-1/4" [108mm]

****Key: A:** Luminous Aperture, **CO:** Ceiling Opening, **OD:** Trim Outside Diameter

H3 Series – GU10 Non-IC Housing

H36TAT

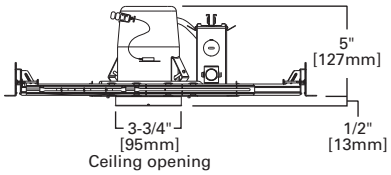

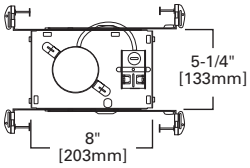

H36TAT

3" Non-IC, Air-Tite, Shallow New Construction, 120V

H36TAT is a Non-IC, Air-Tite™ housing for use with H3 3" series trims. Housing is Air-Tite to restrict airflow between conditioned spaces and unconditioned areas. For use with 120V GU10 lamps. Non-IC housing is Air-Tite™ but insulation must be kept 3 inches away from all sides of housing.

Special Features

- Air-Tite™ code compliant
- Got Nail™ bar hangers
- Slide-N-Side™ junction box
- Pass-N-Thru™ bars
- Quick Connect™ push wire nuts

Compatible Trims

3001	3004	3008	3011	3017
3002	3006	3009	3012	3020
3003	3007	3010	3013	

Features

Housing
Formed of CRS with white powder coat finish

Plaster Frame
Housing adjusts in plaster frame to accommodate up to 1-1/2" ceiling thickness. Galvanized steel construction. Plaster frame features include:

- Regressed locking screw for securing hanger bars
- Cutouts for easily crimping hanger bars in position
- HALO name embossed on plaster frame
- The housing may be removed from plaster frame to provide access to the junction box
- Pre-installed Air-Tite gasket

Includes:

- Air-Tite™ code compliant (Details Pg. 7)
- Got Nail!™ bar hangers (Details Pg. 7)
- Slide-N-Side™ junction box wire traps (Details Pg. 7)
- Pass-N-Thru™ bars (Details Pg. 7)
- Quick Connect™ push wire nuts (Details Pg. 7)

Socket
GU10 socket for 120V GU10 lamps

Accessory
Z28 Lamp: 120V, GU10, reflector lamp

Compliances

- cULus Listed 1598 luminaire
- cULus Listed damp location
- cULus Listed for wet location, covered ceiling, with select trims
- Air-Tite code compliant. Certified under ASTM E283; not exceeding 2.0 cfm (0.944 L/s) air leakage rate tested at a 1.57 psf (75 Pa) pressure differential
- RoHS compliant

Specifications, compliances and dimensions subject to change without notice

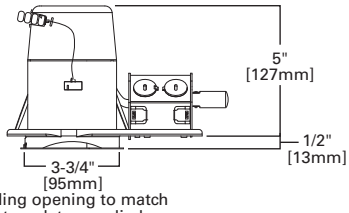

Ceiling opening to match template supplied

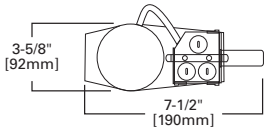

H36RTAT

c UL us LISTED

3" Non-IC, Air-Tite, Shallow Remodel, 120V

H36RTAT is a Non-IC, Air-Tite™ remodel housing for use with H3 3" series trims. For installation from below the ceiling. Housing is Air-Tite to restrict airflow between conditioned spaces and unconditioned areas. For use with 120V GU10 lamps. Non-IC housing is Air-Tite™ but insulation must be kept 3 inches away from all sides of housing.

Special Features

Air-Tite™ code compliant
Quick Connect™ push wire nuts

Compatible Trims

3001	3004	3008	3011	3017
3002	3006	3009	3012	3020
3003	3007	3010	3013	

Features

Housing
Formed of CRS with white powder coat finish

Remodel Plaster Frame
"Easy clip" provided to secure plaster frame in ceiling while installation is being completed. Adjustable cam-locks provide positive lock of housing to plaster frame to complete housing installation.

Includes:
- Air-Tite™ code compliant (Details Pg. 7)
- Quick Connect™ push wire nuts (Details Pg. 7)

Socket
GU10 socket for 120V GU10 lamps

Accessory
Z28 Lamp: 120V, GU10, reflector lamp

Compliances
- cULus Listed 1598 luminaire
- cULus Listed damp location
- cULus Listed for wet location, covered ceiling, with select trims
- Air-Tite code compliant. Certified under ASTM E283; not exceeding 2.0 cfm (0.944 L/s) air leakage rate tested at a 1.57 psf (75 Pa) pressure differential
- RoHS compliant

Remodel Housing Installation

Cut hole in ceiling using template supplied

Bring power to fixture using non metallic sheathed cable or flexible metal cable (per local code)

The Slide-N-Side™ wire trap lets you make all wiring connections outside the junction box

Slide cable into Slide-N-Side™ wire trap and close junction box cover

Insert plaster frame into ceiling opening

Support clip keeps plaster frame in place during rest of installation

Insert housing into position and align slots in housing wall with indicator label on inside of plaster frame opening (bottom of cam lock spring blades should be positioned on flat area of the plaster frame). Then secure in position with cam locks.

Install lamp and insert trim to complete installation

H3 Series – Low Voltage MR16 Non-IC Housing

H36LVTAT

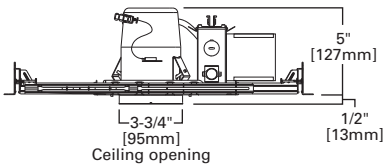

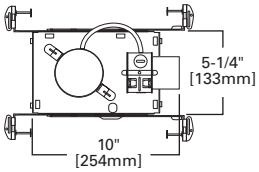

H36LVTAT

3" Non-IC, Air-Tite, Shallow New Construction, 120V – 12V Low Voltage, MR16

H36LVTAT is a Non-IC, Air-Tite™ housing for use with H3 3" series trims. Housing is Air-Tite to restrict airflow between conditioned spaces and unconditioned areas. For use with 12V MR16 lamps. Non-IC housing is Air-Tite™ but insulation must be kept 3 inches away from all sides of housing.

Special Features

- Air-Tite™ code compliant
- Got Nail™ bar hangers
- Slide-N-Side™ junction box
- Pass-N-Thru™ bars
- Quick Connect™ push wire nuts

Compatible Trims

3001	3004	3008	3011	3017
3002	3006	3009	3012	3020
3003	3007	3010	3013	

Features

Housing
Formed of CRS with white powder coat finish

Plaster Frame
Housing adjusts in plaster frame to accommodate up to 1-1/2" ceiling thickness. Galvanized steel construction. Plaster frame features include:

- Regressed locking screw for securing hanger bars
- Cutouts for easily crimping hanger bars in position
- HALO name embossed on plaster frame
- The housing may be removed from plaster frame to provide access to the junction box
- Pre-installed Air-Tite gasket

Includes:
- Air-Tite™ code compliant (Details Pg. 7)
- Got Nail!™ bar hangers (Details Pg. 7)
- Slide-N-Side™ junction box wire traps (Details Pg. 7)
- Pass-N-Thru™ bars (Details Pg. 7)
- Quick Connect™ push wire nuts (Details Pg. 7)

Transformer
Integral magnetic transformer steps 120V line voltage down to 12V lamp operating voltage. Rated for MR16 lamps, 50W max.

Socket
GU5.3 socket for 12V MR16 lamps

Compliances
- cULus Listed 1598 luminaire
- cULus Listed damp location
- cULus Listed for wet location, covered ceiling, with select trims
- Air-Tite code compliant. Certified under ASTM E283; not exceeding 2.0 cfm (0.944 L/s) air leakage rate tested at a 1.57 psf (75 Pa) pressure differential
- RoHS compliant

Specifications, compliances and dimensions subject to change without notice

H3 Series – Low Voltage MR16 Non-IC Housing

H36LVTATCP

3 INCH

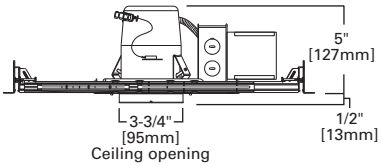

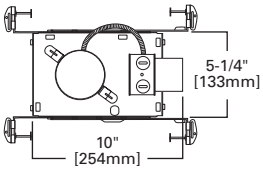

H36LVTATCP

3" Non-IC, Air-Tite, Shallow New Construction, Chicago Plenum, 120V – 12V Low Voltage, MR16

H36LVTATCP is a Non-IC, Air-Tite, housing designed for non-insulated Chicago Plenum ceilings. For use with 12V MR16 lamps. Non-IC housing requires insulation must be kept 3 inches away from all sides of housing.

Special Features

Air-Tite™ code compliant
Got Nail™ bar hangers
Pass-N-Thru™ bars
Quick Connect™ push wire nuts
Chicago Plenum

Compatible Trims

3001	3004	3008	3011	3017
3002	3006	3009	3012	3020
3003	3007	3010	3013	

Features

Housing
Formed of CRS with white powder coat finish

Plaster Frame
Housing adjusts in plaster frame to accommodate up to 1-1/2" ceiling thickness. Galvanized steel construction. Plaster frame features include:

- Regressed locking screw for securing hanger bars
- Cutouts for easily crimping hanger bars in position
- HALO name embossed on plaster frame
- The housing may be removed from plaster frame to provide access to the junction box
- Pre-installed Air-Tite gasket

Includes:
- Air-Tite™ code compliant (Details Pg. 7)
- Got Nail!™ bar hangers (Details Pg. 7)
- Pass-N-Thru™ bars (Details Pg. 7)
- Quick Connect™ push wire nuts (Details Pg. 7)
- Chicago Plenum

Transformer
Integral magnetic transformer steps 120V line voltage down to 12V lamp operating voltage. Rated for MR16 lamps, 50W max.

Socket
GU5.3 socket for 12V MR16 lamps

Compliances
- cULus Listed 1598 luminaire
- cULus Listed damp location
- cULus Listed for wet location, covered ceiling, with select trims
- Air-Tite code compliant. Certified under ASTM E283; not exceeding 2.0 cfm (0.944 L/s) air leakage rate tested at a 1.57 psf (75 Pa) pressure differential
- RoHS compliant
- City of Chicago Plenum

H3 Series – Low Voltage MR16 Non-IC Housing

H36LVRTAT

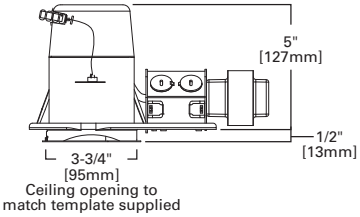

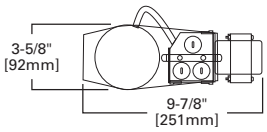

H36LVRTAT

3" Non-IC, Air-Tite, Shallow Remodel, 120V – 12V Low Voltage, MR16

H36LVRTAT is a Non-IC, Air-Tite™ remodel housing for use with H3 3" series trims. For installation from below the ceiling. Housing is Air-Tite to restrict airflow between conditioned spaces and unconditioned areas. For use with 12V MR16 lamps. Non-IC housing is Air-Tite™ but insulation must be kept 3 inches away from all sides of housing.

c UL us LISTED

Special Features

Air-Tite™ code compliant
Quick Connect™ push wire nuts

Compatible Trims

3001	3004	3008	3011	3017
3002	3006	3009	3012	3020
3003	3007	3010	3013	

Features

Housing
Formed of CRS with white powder coat finish

Remodel Plaster Frame
"Easy clip" provided to secure plaster frame in ceiling while installation is being completed. Adjustable cam-locks provide positive lock of housing to plaster frame to complete housing installation.

Includes:
- Air-Tite™ code compliant (Details Pg. 7)
- Quick Connect™ push wire nuts (Details Pg. 7)

Transformer
Integral magnetic transformer steps 120V line voltage down to 12V lamp operating voltage. Rated for MR16 lamps, 50W max.

Socket
GU5.3 socket for 12V MR16 lamps

Compliances
- cULus Listed 1598 luminaire
- cULus Listed damp location
- cULus Listed for wet location, covered ceiling, with select trims
- Air-Tite code compliant. Certified under ASTM E283; not exceeding 2.0 cfm (0.944 L/s) air leakage rate tested at a 1.57 psf (75 Pa) pressure differential
- RoHS compliant

Remodel Housing Installation

Cut hole in ceiling using template supplied

Bring power to fixture using non metallic sheathed cable or flexible metal cable (per local code)

The Slide-N-Side™ wire trap lets you make all wiring connections outside the junction box

Slide cable into Slide-N-Side™ wire trap and close junction box cover

Insert plaster frame into ceiling opening

Support clip keeps plaster frame in place during rest of installation

Insert housing into position and align slots in housing wall with indicator label on inside of plaster frame opening (bottom of cam lock spring blades should be positioned on flat area of the plaster frame). Then secure in position with cam locks.

Install lamp and insert trim to complete installation

Specifications, compliances and dimensions subject to change without notice

H3 Series – Low Voltage MR16 Non-IC Housing

H36LVTAT277

3 INCH

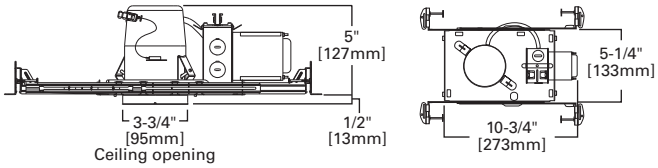

H36LVTAT277

3" Non-IC, Air-Tite, Shallow New Construction, 120/277V – 12V Low Voltage, MR16

H36LVTAT277 is a Non-IC, Air-Tite™ housing for use with H3 3" series trims. Housing is Air-Tite to restrict airflow between conditioned spaces and unconditioned areas. For use with 12V MR16 lamps. H36LVTAT277 features integral 120/277 dual-tap transformer. For use with 12V MR16 lamps. Designed for installation in 120 or 277V electrical systems.
Non-IC housing is Air-Tite™ but insulation must be kept 3 inches away from all sides of housing.

c UL us LISTED

Special Features

- Air-Tite™ code compliant
- Got Nail!™ bar hangers
- Slide-N-Side™ junction box
- Pass-N-Thru™ bars
- Quick Connect™ push wire nuts

Compatible Trims

3001	3004	3008	3011	3017
3002	3006	3009	3012	3020
3003	3007	3010	3013	

Features

Housing
Formed of 20 gauge CRS with white powder coat finish

Plaster Frame
Housing adjusts in plaster frame to accommodate up to 1-1/2" ceiling thickness. Galvanized steel construction. Plaster frame features include:

- Regressed locking screw for securing hanger bars
- Cutouts for easily crimping hanger bars in position
- HALO name embossed on plaster frame
- The housing may be removed from plaster frame to provide access to the junction box
- Pre-installed Air-Tite gasket

Includes:
- Air-Tite™ code compliant (Details Pg. 7)
- Got Nail!™ bar hangers (Details Pg. 7)
- Slide-N-Side™ junction box wire traps (Details Pg. 7)
- Pass-N-Thru™ bars (Details Pg. 7)
- Quick Connect™ push wire nuts (Details Pg. 7)

Transformer
Integral 120/277V dual-tap magnetic transformer steps line voltage down to 12V nominal MR16 lamp operating voltage. Rated for 50W max. Housing ships as 277V model with 120V transformer wire lead capped. For use in 120V systems, simply cap the 277V wire lead and use 120V lead (refer to instructions supplied with housing).

Socket
GU5.3 socket for 12V MR16 lamps

Compliances
- cULus Listed 1598 luminaire
- cULus Listed damp location
- cULus Listed for wet location, covered ceiling, with select trims
- Air-Tite code compliant. Certified under ASTM E283; not exceeding 2.0 cfm (0.944 L/s) air leakage rate tested at a 1.57 psf (75 Pa) pressure differential
- RoHS compliant

H3 Series – Low Voltage MR16 Non-IC Housing

H36LVRTAT277

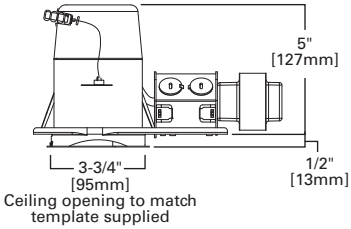

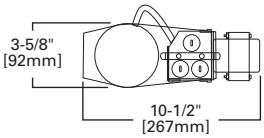

H36LVRTAT277

3" Non-IC, Air-Tite, Shallow Remodel, 120/277V – 12V Low Voltage, MR16

H36LVRTAT277 is a Non-IC, Air-Tite™ housing for use with H3 3" series trims. For installation from below the ceiling. Housing is Air-Tite to restrict airflow between conditioned spaces and unconditioned areas. H36LVRTAT277 features integral 120/277 dualtap transformer. For use with 12V MR16 lamps. Designed for installation in 120 or 277V electrical systems.
Non-IC housing is Air-Tite™ but insulation must be kept 3 inches away from all sides of housing.

Special Features

Air-Tite™ code compliant
Quick Connect™ push wire nuts

Compatible Trims

3001	3004	3008	3011	3017
3002	3006	3009	3012	3020
3003	3007	3010	3013	

Features

Housing
Formed of CRS with white powder coat finish

Remodel Plaster Frame
"Easy clip" provided to secure plaster frame in ceiling while installation is being completed. Adjustable cam-locks provide positive lock of housing to plaster frame to complete housing installation.

Includes:
- Air-Tite™ code compliant (Details Pg. 7)
- Quick Connect™ push wire nuts (Details Pg. 7)

Transformer
Integral 120/277V dual-tap magnetic transformer steps line voltage down to 12V nominal MR16 lamp operating voltage. Rated for 50W max. Housing ships as 277V model with 120V transformer wire lead capped. For use in 120V systems, simply cap the 277V wire lead and use 120V lead (refer to instructions supplied with housing).

Socket
GU5.3 socket for 12V MR16 lamps

Compliances
- cULus Listed 1598 luminaire
- cULus Listed damp location
- cULus Listed for wet location, covered ceiling, with select trims
- Air-Tite code compliant. Certified under ASTM E283; not exceeding 2.0 cfm (0.944 L/s) air leakage rate tested at a 1.57 psf (75 Pa) pressure differential
- RoHS compliant

Remodel Housing Installation

Cut hole in ceiling using template supplied

Bring power to fixture using non metallic sheathed cable or flexible metal cable (per local code)

The Slide-N-Side™ wire trap lets you make all wiring connections outside the junction box

Slide cable into Slide-N-Side™ wire trap and close junction box cover

Insert plaster frame into ceiling opening

Support clip keeps plaster frame in place during rest of installation

Insert housing into position and align slots in housing wall with indicator label on inside of plaster frame opening (bottom of cam lock spring blades should be positioned on flat area of the plaster frame). Then secure in position with cam locks.

Install lamp and insert trim to complete installation

Specifications, compliances and dimensions subject to change without notice

Reflectors

3004 Adjustable Reflector

- Die cast trim ring with reflector
- For general illumination
- 35° tilt, 360° orientation within housing

Lamp	120V GU10 50W	12V MR16 50W
Housing	H36RTAT H36TAT	H36LVRTAT H36LVRTAT277 H36LVTAT H36LVTAT277 H36LVTATCP

3004WHW
White Reflector, White Trim

3004WHC
Clear Reflector, White Trim

3004WHH
Haze Reflector, White Trim

3004SN
Satin Nickel Reflector, Satin Nickel Trim

3004TBZ
Tuscan Bronze Reflector, Tuscan Bronze Trim

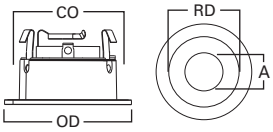

Dimensions**
A: 2" [51mm]
RD: 3" [75mm]
CO: 3-3/4" [95mm]
OD: 4-1/4" [108mm]

Baffles

3003 Adjustable Coilex® Baffle

- Die cast trim ring with machined metal Coilex baffle
- For general illumination
- 35° tilt, 360° orientation within housing

Lamp	120V GU10 50W	12V MR16 50W
Housing	H36RTAT H36TAT	H36LVRTAT H36LVRTAT277 H36LVTAT H36LVTAT277 H36LVTATCP

3003WHWB
White Coilex Baffle, White Trim

3003WHBB
Black Coilex Baffle, White Trim

3003BKBB
Black Coilex Baffle, Black Trim

3003SNB
Satin Nickel Coilex Baffle, Satin Nickel Trim

3003TBZB
Tuscan Bronze Coilex Baffle, Tuscan Bronze Trim

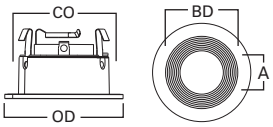

Dimensions**
A: 2" [51mm]
BD: 3" [75mm]
CO: 3-3/4" [95mm]
OD: 4-1/4" [180mm]

3011 Square Adjustable Baffle

- Die cast trim ring with metal baffle
- For general illumination
- 15° tilt, 350° integral lamp holder rotation with locking thumbscrew

Lamp	120V GU10 50W	12V MR16 50W
Housing	H36RTAT H36TAT	H36LVRTAT H36LVRTAT277 H36LVTAT H36LVTAT277 H36LVTATCP

3011WHWB
White Baffle, White Trim



3011WHBB
Black Baffle, White Trim

3011BKBB
Black Baffle, Black Trim

3011SNBB
Black Baffle, Satin Nickel Trim

3011TBZBB
Black Baffle, Tuscan Bronze Trim

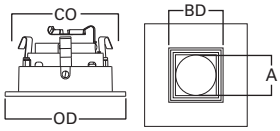

Dimensions**
A: 1-7/8" [48mm]
BD: 2-1/4" [57mm]
CO (Round): 3-3/4" [95mm]
OD: 4-1/4" [108mm]

****Key: A:** Luminous Aperture, **RD/BD:** Reflector/Baffle Diameter, **CO:** Ceiling Opening, **OD:** Trim Outside Diameter

H3 Series Trims

Non IC Housings: H36TAT • H36RTAT • H36LVTAT • H36LVTATCP • H36LVRTAT • H36LVTAT277 • H36LVRTAT277

Adjustable – Eyeballs & Gimbals

3009 Adjustable Gimbal - 35° Tilt

- Die cast trim ring with die cast gimbal
- For directional accent lighting
- 35° tilt, 15° negative tilt, 360° gimbal orientation and trim within housing

Lamp	120V GU10 50W	12V MR16 50W
Housing	H36RTAT H36TAT	H36LVRTAT H36LVRTAT277 H36LVTAT H36LVTAT277 H36LVTATCP

3009WHWB
White Baffle, White Gimbal

3009WHBB
Black Baffle, White Gimbal

3009BKBB
Black Baffle, Black Gimbal

3009SNBB
Black Baffle, Satin Nickel Gimbal

3009TBZBB
Black Baffle, Tuscan Bronze Gimbal

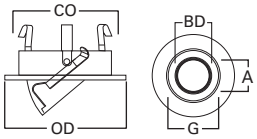

Dimensions**
A: 1-3/4" [45mm]
BD: 2" [51mm]
G: 2-3/4" [70mm]
CO: 3-3/4" [95mm]
OD: 4-1/4"[108mm]

3010 Super Adjustable - 0-75° Adjustment

- Die cast trim ring and adjustable lamp sleeve
- For directional accent lighting
- Integral nylon ball bearings and silicone guides protect finish
- 0-75° tilt, 360° orientation within housing
- Front-loading, turn-lock lamp access

Lamp	120V GU10 50W	12V MR16 50W
Housing	H36RTAT H36TAT	H36LVRTAT H36LVRTAT277 H36LVTAT H36LVTAT277 H36LVTATCP

3010WH
White Baffle, White Trim

3010SN
Satin Nickel Baffle,
Satin Nickel Trim

3010TBZ
Tuscan Bronze Baffle,
Tuscan Bronze Trim

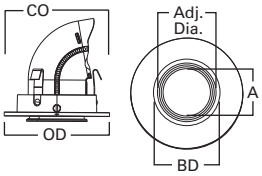

Dimensions**
A: 1-3/4" [45mm]
Adj. Dia.: 2-3/8" [60mm]
BD: 2-1/2" [64mm]
CO: 3-3/4" [95mm]
OD: 4-1/4" [108mm]

Pull Down / Adjustment

3013 Square Adjustable Gimbal

- Die cast trim ring with die cast gimbal
- For accent and task lighting
- 35° positive tilt, 15° negative tilt, 360° orientation within housing
- Front-loading, snap-in lamp access face plate

Lamp	120V GU10 50W	12V MR16 50W
Housing	H36RTAT H36TAT	H36LVRTAT H36LVRTAT277 H36LVTAT H36LVTAT277 H36LVTATCP

3013WH
White

3013SN
Satin Nickel

3013TBZ
Tuscan Bronze

3013BK
Black

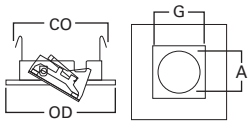

Dimensions**
A: 1-3/4" [45mm]
G: 2-1/4" [57mm]
CO (Round): 3-3/4" [95mm]
OD (Square): 4-1/4" [108mm]

****Key: A:** Luminous Aperture, **RD/BD:** Reflector/Baffle Diameter, **CO:** Ceiling Opening, **OD:** Trim Outside Diameter, **G:** Gimbal Outside Diameter

Specifications, compliances and dimensions subject to change without notice

Lenses & Wet Location Showerlights

3007 Regressed Lens Adjustable Reflector

Showerlight

- Die cast trim ring: TBZ models
- Non-conductive & non-corrosive polymer trim ring: WHC, PCC, SN models
- Regressed clear lens
- For general illumination
- Wet location listed for showers
- 15° tilt, 360° orientation within housing

Lamp	120V GU10 50W	12V MR16 50W
Housing	H36RTAT H36TAT	H36LVRTAT H36LVRTAT277 H36LVTAT H36LVTAT277 H36LVTATCP

3007WHC
Specular Clear Reflector, White Trim

3007PCC
Specular Clear Reflector, Polished Chrome Trim

3007SN
Satin Nickel Reflector, Satin Nickel Trim

3007TBZ
Tuscan Bronze Reflector, Tuscan Bronze Trim

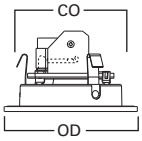

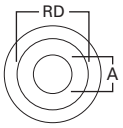

Dimensions**
A: 2" [51mm]
RD: 3" [75mm]
CO: 3-3/4" [95mm]
OD: 4-1/4" [108mm]

3008 Frosted Glass Perimeter Lens

Showerlight

- Non-conductive & non-corrosive polymer trim ring
- Glass lens with frosted perimeter
- Clear specular upper reflector
- Wet location listed for showers, "Dead-Front"
- 360° orientation within housing

Lamp	120V GU10 50W	12V MR16 50W
Housing	H36RTAT H36TAT	H36LVRTAT H36LVRTAT277 H36LVTAT H36LVTAT277 H36LVTATCP

3008FG
White with Frosted Glass Perimeter Lens

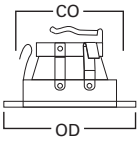

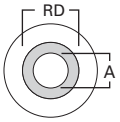

Dimensions**
A: 1-7/8" [48mm]
RD: 2-9/16" [65mm]
CO: 3-3/4" [95mm]
OD: 4-1/4" [108mm]

3017 Decorative Low-Profile Glass Curve

Showerlight

- Die cast construction and decorative glass element
- Frost glass perimeter with clear glass center
- Wet location listed for showers

Lamp	120V GU10 50W	12V MR16 50W
Housing	H36RTAT H36TAT	H36LVRTAT H36LVRTAT277 H36LVTAT H36LVTAT277 H36LVTATCP

3017FGS
Frost Glass Curve

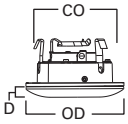

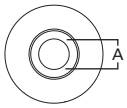

Dimensions**
A: 1-1/2" [39mm]
D: 1/2" [13mm]
CO: 3-3/4" [95mm]
OD: 4-1/4" [108mm

3012 Square Regressed Lens Adjustable Baffle

Showerlight

- Die cast trim ring with metal baffle
- For general illumination
- 15° tilt, 360° integral lamp holder rotation with locking thumbscrew
- Wet location listed for showers

Lamp	120V GU10 50W	12V MR16 50W
Housing	H36RTAT H36TAT	H36LVRTAT H36LVRTAT277 H36LVTAT H36LVTAT277 H36LVTATCP

3012WHWB
White Baffle, White Trim

3012WHBB
Black Baffle, White Trim

3012BKBB
Black Baffle, Black Trim

3012SNBB
Black Baffle, Satin Nickel Trim



3012TBZBB
Black Baffle, Tuscan Bronze Trim

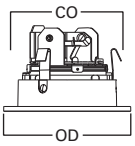

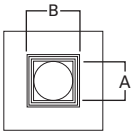

Dimensions**
A: 1-7/8" [48mm]
BD: 2-1/4" [57mm]
CO (Round): 3-3/4" [95mm]
OD: 4-1/4" [108mm]

****Key: A:** Luminous Aperture, **RD/BD:** Reflector/Baffle Diameter, **CO:** Ceiling Opening, **OD:** Trim Outside Diameter, **D:** Depth Profile

H3 Series Trims

Non-IC Housings: H36TAT • H36RTAT • H36LVTAT • H36LVTATCP • H36LVRTAT • H36LVTAT277 • H36LVRTAT277

Pinhole, Slot & Wall Wash

3001 Adjustable Pinhole Baffle

- Die cast trim ring with black oculus and machined metal baffle
- For concentrated accent lighting
- 15° tilt, 360° orientation within housing

Lamp	120V GU10 50W	12V MR16 50W
Housing	H36RTAT H36TAT	H36LVRTAT H36LVRTAT277 H36LVTAT H36LVTAT277 H36LVTATCP

3001WHWB
White Baffle, White Trim

3001WHBB
Black Baffle, White Trim

3001SNBB
Black Baffle, Satin Nickel Trim

3001BKBB
Black Baffle, Black Trim

3001TBZBB
Black Baffle, Tuscan Bronze Trim

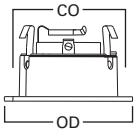

Dimensions**
A: 1-5/8" [41mm]
CO: 3-3/4" [95mm]
OD: 4-1/4" [108mm]

3002 Adjustable Pinhole Reflector

- Die cast trim ring with black oculus and clear specular reflector
- For concentrated accent lighting
- 15° tilt, 360° orientation within housing

Lamp	120V GU10 50W	12V MR16 50W
Housing	H36RTAT H36TAT	H36LVRTAT H36LVRTAT277 H36LVTAT H36LVTAT277 H36LVTATCP

3002WHC
Clear Reflector, White Trim

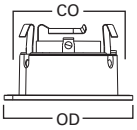

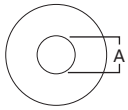

Dimensions**
A: 1-5/8" [41mm]
CO: 3-3/4" [95mm]
OD: 4-1/4" [108mm]

3006 Adjustable Slot Aperture

- Die cast trim ring with metal black baffle
- For directional illumination
- 35° tilt, 360° orientation within housing

Lamp	120V GU10 50W	12V MR16 50W
Housing	H36RTAT H36TAT	H36LVRTAT H36LVRTAT277 H36LVTAT H36LVTAT277 H36LVTATCP

3006WHBB
Black Baffle, White Trim

3006SNBB
Black Baffle, Satin Nickel Trim

3006BKBB
Black Baffle, Black Trim

3006TBZBB
Black Baffle, Tuscan Bronze Trim

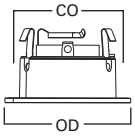

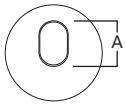

Dimensions**
A: 1-5/8" [41mm]
CO: 3-3/4" [95mm]
OD: 4-1/4" [108mm]

3020 Wall Wash Downlight

- Die cast trim ring
- Integral wall wash reflector
- 360° orientation within housing
- For a subtle grazing light effect on cabinet faces along with a direct downlight on counter tops or similar applications

Lamp	120V GU10 50W	12V MR16 50W
Housing	H36RTAT H36TAT	H36LVRTAT H36LVRTAT277 H36LVTAT H36LVTAT277 H36LVTATCP

3020WW
Wall Wash Downlight, White Trim

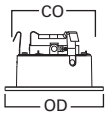

Dimensions**
A: 1-9/16" [40mm]
CO: 3-3/4" [95mm]
OD: 4-1/4" [108mm]

Key: **A: Luminous Aperture, **CO:** Ceiling Opening, **OD:** Trim Outside Diameter

Specifications, compliances and dimensions subject to change without notice

4 INCH

4" LED Housings 4-2

4" LED Modules
Adjustable 4-4
Downlight 4-5
Surface Mount 4-8

4" H4 LED Series - Downlighting System
Housings 4-10
Light Engines 4-15
Trims 4-16
Adjustable - Light Engines 4-18

4" E26 Screw Base
IC Housings & Trims 4-19
Non-IC Housings & Trims 4-25

4" Low Voltage
New Construction Housings 4-33
Remodel Housings 4-36
Trims 4-38

IC = Insulated Ceiling **Non-IC = Non-Insulated Ceiling**

LED Housing

H995ICAT

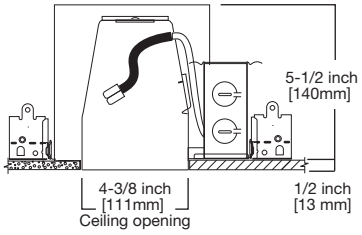

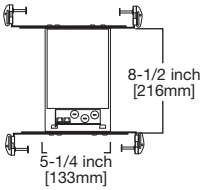

H995ICAT

4" IC, Air-Tite, New Construction LED Housing

The H995ICAT is a dedicated LED small aperture IC Air-Tite™ housing for use with Halo RA4, RL4, LT4 series LED modules and may be used with SLD4 series with the SLD spring kit. It is designed for use in insulated ceilings where it will be in direct contact with insulation*. It is an Air-Tite™ housing designed to restrict air flow between conditioned spaces and unconditioned areas. The LED connection is non-screw base to preserve the high efficacy rating of the luminaire.

Special Features

Got Nail!™ bar hangers
Pass-N-Thru™ bars
Slide-N-Side™ junction box
Quick Connect™ push wire nuts
Air-Tite™ code compliant

Compatible LED Modules

RA4
RL4
SLD4
LT4

Features

Housing

- Double wall aluminum construction helps dissipate heat. The inner housing can be adjusted in the plaster frame to compensate for different ceiling materials.
- Designed for insulated ceilings in direct contact with insulation* (May also be installed in non-insulated ceilings)
- Inner housing adjusts for ceilings up to 1" thick

Plaster Frame

- Galvanized steel die-formed construction
- The housing can be removed from plaster frame to provide access to the junction box
- Plaster frame features include:
  - Patented regressed locking screw positioned for securing hanger bars from below the ceiling
  - Cutouts for easily crimping hanger bars in position
  - Air-Tite aperture gasket is pre-installed
  - Halo identity embossed on plaster frame

Includes:

- Got Nail!™ bar hangers (Details Pg. 7)
- Pass-N-Thru™ bars (Details Pg. 7)
- Slide-N-Side™ junction box wire traps (Details Pg. 7)
- Quick Connect™ push wire nuts (Details Pg. 7)
- Air-Tite™ code compliant (Details Pg. 7)

LED Module Connection

Compatible Halo LED modules simply install with a plug-in line voltage wiring connector (UL and CSA Listed Luminaire Disconnect). This non-screw base LED connection preserves the high efficacy rating of the luminaire (see also LED Module specifications).

Compliance

- cULus Listed 1598 luminaire
- cULus Listed for damp location
- cULus Listed for wet location, covered ceiling, with select trims
- cULus Listed for feed through
- cULus Listed for direct contact with insulation and combustible material*
- Use with designated Halo LED systems for ENERGY STAR® certification
- Can be used for State of California Title 24 high efficacy compliance with designated Halo LED lighting systems.
- Can be used for International Energy Conservation Code (IECC) high efficacy compliance with designated Halo LED lighting systems.
- Air-Tite code compliant. Certified under ASTM E283; not exceeding 2.0 cfm (0.944 L/s) air leakage rate tested at a 1.57 psf (75 Pa) pressure differential

*Not to be used in direct contact with spray foam insulation (consult NEMA LSD57-2013)

Specifications, compliances and dimensions subject to change without notice

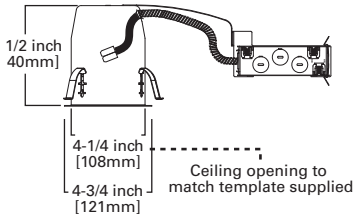

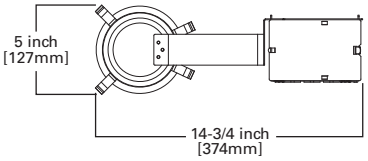

H995RICAT

4" IC, Air-Tite, Remodel LED Housing

The Halo H995RICAT is a dedicated LED remodel small aperture IC Air-Tite housing for use with Halo RA4, RL4, LT4 series LED modules and may be used with SLD4 series with the SLD spring kit. It is designed for installation into existing insulated ceilings where it will be in direct contact with insulation*. It is an Air-Tite housing designed to restrict air flow between conditioned spaces and unconditioned areas. The LED connection is non-screw base to preserve the high efficacy rating of the luminaire.

Special Features

Slide-N-Side™ junction box
Quick Connect™ push wire nuts
Air-Tite™ code compliant

Compatible LED Modules

RA4
RL4
SLD4
LT4

Features

Housing
- Single wall formed aluminum construction. Openings are gasketed for Air-Tite installation.
- 5-1/2" height allows use in shallow joist construction
- Air-Tite aperture gasket is pre-installed

Remodel Arm
Spring steel construction designed for ease of installation and ceiling support

Remodel Springs
Four remodel clips secure housing and accommodate 1/2" and 5/8" ceiling material

Includes:
- Slide-N-Side™ junction box wire traps (Details Pg. 7)
- Quick Connect™ push wire nuts (Details Pg. 7)
- Air-Tite™ code compliant (Details Pg. 7)

LED Module Connection
Compatible Halo LED modules simply install with a plug-in line voltage wiring connector (UL and CSA Listed Luminaire Disconnect). This non-screw base LED connection preserves the high efficacy rating of the luminaire (see also LED Module specifications).

Compliance
- cULus Listed 1598 luminaire
- cULus Listed for damp location
- cULus Listed for wet location, with select trims
- cULus Listed for direct contact with insulation and combustible material*
- Use with designated Halo LED systems for ENERGY STAR® certification
- Can be used for State of California Title 24 high efficacy compliance with designated Halo LED lighting systems
- Can be used for International Energy Conservation Code (IECC) high efficacy compliance with designated Halo LED lighting systems
- Air-Tite code compliant. Certified under ASTM E283; not exceeding 2.0 cfm (0.944 L/s) air leakage rate tested at a 1.57 psf (75 Pa) pressure differential

*Not to be used in direct contact with spray foam insulation (consult NEMA LSD57-2013)

4 INCH LED Adjustable

RA4 Series

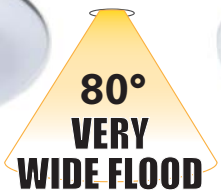

RA4 (VWFL)

RA4 (NFL)

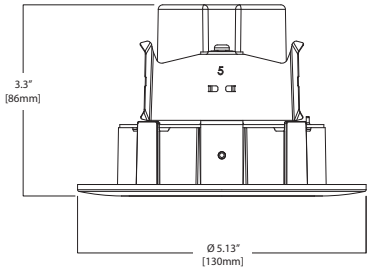

4" Adjustable Gimbals All-Purpose LED Retrofit Modules

The Halo RA4 LED adjustable gimbal series are retrofit LED modules for 4" aperture recessed downlights. The RA4 gimbals feature adjustment of 35-degree tilt and up to 360-degree rotation. In addition the RA4 gimbals offer selection of narrow flood (NFL) and very wide flood (VWFL) models for beam distributions suitable for accent, task, grazing and general area lighting. The RA4 integral LED 120V driver is dimmable with most leading edge and trailing edge phase control dimmers.

Features

Mechanical Module - Trim
- Module includes LED, heat sink, reflector, lens optic, baffle reveal, and trim ring
- Durable die-cast aluminum construction
- Integrated heat sink design conducts heat away from the LED keeping the junction temperatures below specified maximums, even in insulated ceilings
- Halo matte white paint finish
- 35-degree tilt
- Up to 360-degree rotation

Optics - Narrow Flood (NFL)
- Precision acrylic lens
- Optical design creates a clean, uniform 25-degree beam distribution

Optics - Very Wide Flood (VWFL)
- Impact-resistant polycarbonate
- Convex form for lamp-like appearance
- Diffusing, wide beam for even illumination

Mounting - Friction Blades
- Precision formed spring blades secure module with friction fit to compatible housings
- Friction blade design allows the RA4 to be installed in any position within the housing aperture (360 degrees)

LED
- Correlated Color Temperature (CCT): 2700K, 3000K
- Color Rendering Index (CRI): 90 CRI (R9 > 50)
- LED is a chip on board design consisting of a multiple LED package with proximity phosphor coating to create one virtual white light source for a productive "cone of light"
- 600 nominal lumens, range dependent on CCT and optic
- Lumen maintenance L70 at 50,000 hours

LED Driver
- Dimmable driver is a 120 Volt, high efficiency, electronic power supply providing DC power to the LED
- Driver meets FCC 47CFR Part 15 EMI/RFI consumer level limits for use in residential and commercial installations
- Driver features high power factor, low THD, and has integral thermal protection in the event of over temperature or internal failure
- If dimming is not required the fixture can be operated from a standard wall switch

Electrical Power Connections
- LED connector is a non-screw base luminaire disconnect offering easy installation with the matching Halo H995 series housings
- LED connector meets high efficacy luminaire requirements for a non-screw base socket, and to qualify as a high efficacy luminaire (California Title 24)
- The included E26 medium screw base Edison adapter provides easy retrofit of incandescent housings
- Separate grounding cable included on the module for attachment to the housing during installation

Dimming
- The Halo RA4 LED is designed for dimming capability to nominally 5% with many standard 120V leading edge (LE) and trailing edge (TE) phase control dimmers
- Dimming to 5% is best assured using dimmers with low end trim adjustment
- Consult dimmer manufacturer for dimmer details (Note, some dimmers require a neutral in the wallbox)

Compliance
- cULus Listed 1598 luminaire (with listed Halo housings)
- UL Classified (with other housings - see specification sheet online)
- cULus Listed for damp location
- May be installed in housings in direct contact with insulation** and combustible material
- IP ingress protection rating
  - NFL models: IP25
  - VWFL models: IP34
- ENERGY STAR® certified downlight retrofit
- Can be used for State of California Title 24 high efficacy requirements. Title 20 Certified for residential compliance.
- Can be used for International Energy Conservation Code (IECC) high efficacy luminaire compliance
- EMI/RFI per FCC 47CFR Part 15 Class B consumer limits, suitable for use in residential and commercial
- Contains no mercury or lead and RoHS compliant
- Photometric testing in accordance with IES LM-79
- Lumen maintenance projections in accordance with IES LM-80 and TM-21

RA4 Energy Data

RA4 Series (Values at non-dimming line voltage)
Minimum Starting Temp: -30°C (-22°F)
EMI/RFI: FCC Title 47 CFR, Part 15, Class B (Consumer)
Sound Rating: Class A standards
Input Voltage: 120V
Power Factor: >0.90
Input Frequency: 50/60Hz
THD: <20%
Input Power: 10W
Input Current: 85mA
Driver-Safety Agency Approvals: - UL60950-1 Recognized - LPS output - UL8750 Compliant

**Not to be used in housings in direct contact with spray foam insulation. (Consult NEMA LSD57-2013)

RA4 Series Ordering Information

RA4 LED Adjustable Gimbal

Very Wide Flood - VWFL Models
RA406927WH = 4" LED adjustable gimbal, 90 CRI, 2700K, matte white
RA406930WH = 4" LED adjustable gimbal, 90 CRI, 3000K, matte white

Narrow Flood - NFL Models
RA406927NFLWH = 4" LED adjustable gimbal, 90 CRI, 2700K, matte white
RA406930NFLWH = 4" LED adjustable gimbal, 90 CRI, 3000K, matte white

Accessories (Order Separately)

HE26LED = Replacement screw base adapter (one included with unit)

Specifications, compliances and dimensions subject to change without notice

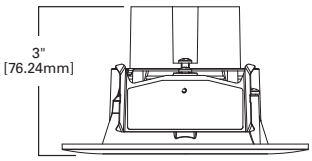

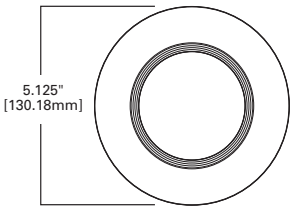

RL4

4" All-Purpose Retrofit, LED Module

The Halo RL4 series is a retrofit LED baffle-trim module for 4" aperture recessed downlights. The RL4 is designed for use with compatible 4" housings. The RL4 integral LED driver is dimmable at 120 volts. The RL4 lens provides uniform illumination and wet location listing. Precision construction makes any housing Air-Tite for added HVAC savings and code compliance.

90 CRI

T24 Can be used to comply with California Title 24 High Efficacy requirements
T20 Certified to California Title 20 Appliance Database

80 CRI

Can be used to comply with T24 California Non-Residential Lighting Controls requirements

ENERGY STAR · Can be used for IECC International Energy Conservation Code High Efficacy Compliance · RoHS Compliant · c UL us LISTED · Showerlight · air-tite

Features

Mechanical Module - Trim
- Module construction includes LED, heat sink, reflector, lens, baffle and trim ring
- Durable aluminum construction
- Regressed baffle
- Heat sink designed to conduct heat away from the LED keeping the junction temperatures below specified maximums, even in insulated ceilings

Designer Trims (Sold Separately)
RL4 designer trims are accessories
- White (paintable)
- Satin nickel
- Tuscan bronze

Lens
- Regressed lens
- Impact-resistant polycarbonate
- Convex form for lamp-like appearance
- High lumen transmission
- Diffusing for even illumination

Mounting
- Push-N-Twist universal installation clips
- Clips are pre-installed and designed to fit 4" compatible recessed housings

LED
- Correlated Color Temperature (CCT): 2700K, 3000K, 3500K, and 4000K
- Color Rendering Index (CRI): 80 CRI and 90 CRI
- LED is a chip on board design consisting of a multiple LED package with proximity phosphor coating to create one virtual white light source for a productive "cone of light"
- 600 nominal lumens, range dependent on CCT and CRI
- Lumen maintenance L70 at 50,000 hours

LED Driver
- With the latest "driver-on-board" electronic technology, the driver is integrated in the module
- Integral to the housing, 120V 50/60 Hz constant current dimmable driver provides high-efficiency operation
- Driver meets FCC 47CFR Part 15 EMI/RFI consumer limits for use in residential and commercial installations
- Driver features high power factor and low THD and has integral thermal protection in the event of over temperature or internal failure
- If dimming is not required the fixture can be operated from a standard wall switch

Electrical Power Connections
- LED connector is a non-screw base luminaire disconnect offering easy installation with the matching Halo H995 series housings
- LED Connector meets California Title 24 high efficacy luminaire requirement for a non-screw base socket, and to qualify as a high efficacy luminaire
- The included E26 medium screw base Edison adapter provides easy retrofit of incandescent housings
- Separate grounding cable included on the RL4 module for attachment to the housing during installation

Dimming
- Designed for continuous dimming capability to nominally 5% with many 120V Leading Edge (LE) and Trailing Edge (TE) phase control dimmers (Dimmers with low end trim adjustment offer greater assurance of achieving 5% level)
- Consult dimmer manufacturer for compatibility and conditions of use (Note some dimmers require a neutral in the wallbox)

Compliance
- cULus Listed 1598 luminaire (with listed Halo housings)
- cULus Listed for damp location
- cULus Listed for wet location, covered ceiling, shower rated
- IP65 Ingress Protection rated
- May be installed in IC rated housings in direct contact with insulation** and combustible material
- Air-Tite certified per ASTM E283 not exceeding 2.0 CFM under 1.57psf (75 Pascals) pressure difference
- 90 CRI (R9 > 50) can be used to comply with California Title 24 high efficacy requirements. Title 20 Certified for residential compliance.
- 80 CRI can be used to comply with California Title 24 non-residential lighting controls requirements as a LED luminaire
- Can be used for International Energy Conservation Code (IECC) high efficiency luminaire compliance
- ENERGY STAR® certified downlight retrofit
- EMI/RFI per FCC 47CFR Part 15 Class B consumer limits, suitable for use in residential and commercial
- Contains no mercury or lead and RoHS compliant
- Photometric testing in accordance with IES LM-79
- Lumen maintenance projections in accordance with IES LM-80 and TM-21
- Suitable for use in closets. Compliant with NFPA 70, NEC Sec. 410.16 (A)(1) and 410.16 (C)(3)

RL4 Energy Data

RL4 Series (Values at non-dimming line voltage)
Minimum Starting Temp: -30°C (-22°F)
EMI/RFI: FCC Title 47 CFR, Part 15, Class B (Consumer)
Sound Rating: Class A
Input Voltage: 120V
Power Factor: >0.90
Input Frequency: 50/60Hz
THD: <20%
Input Power: 7.3W - 10.0W (per CRI and CCT)
Input Current: 0.075A - 0.0875A (per input power)

RL4 Series Ordering Information

RL4 LED Module

80 CRI
RL460WH827PK = 4" Retrofit baffle, 2700K, matte white
RL460WH830PK = 4" Retrofit baffle, 3000K, matte white
RL460WH835PK = 4" Retrofit baffle, 3500K, matte white
RL460WH840PK = 4" Retrofit baffle, 4000K, matte white

90 CRI
RL460WH927PK = 4" Retrofit baffle, 2700K, matte white
RL460WH930PK = 4" Retrofit baffle, 3000K, matte white
RL460WH935PK = 4" Retrofit baffle, 3500K, matte white
RL460WH940PK = 4" Retrofit baffle, 4000K, matte white

Accessories (Order Separately)

RL4TRMWH = 4" White paintable trim ring
RL4TRMSN = 4" Satin nickel trim ring
RL4TRTBZ = 4" Tuscan bronze trim ring

HE26LED = Replacement screw base adapter (one included with unit)
(Image shown in "RA4 Accessories")

**Not to be used in housings in direct contact with spray foam insulation. (Consult NEMA LSD57-2013)

LED Module

LT4 Series

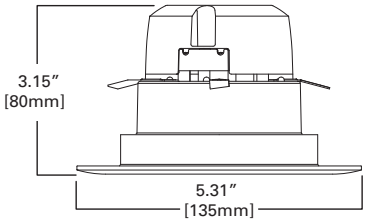

90 CRI

T24 Can be used to comply with California Title 24 High Efficacy requirements

T20 Certified to California Title 20 Appliance Database

LT4

4" LED Retrofit Module

The Halo LT4 is an LED baffle-trim module for 4" aperture recessed downlights; suitable for new construction, remodel and retrofit installation. The LT4 is cULus Listed for use with Halo, and is UL Classified for use with other compatible 4" housings. Precision construction makes any housing Air-Tite for added HVAC savings and code compliance.

LT4 Energy Data

Input Voltage: 120V
Input Current: 0.069A
Input Power: 8.0W
THD: ≤ 24%
Power Factor: ≥ 0.90
T Ambient: -30°C to +40°C
Sound Rating: Class A

(all values at 25° C without a dimming control in circuit)

Features

Mechanical - Module
Module construction includes LED, heat sink, reflector, lens, baffle and trim ring

Lens
- Regressed lens
- Polycarbonate
- Diffusing for even illumination

Mounting
Friction clips are pre-installed and adjust to fit 4" compatible housings

LED
- Correlated Color Temperature (CCT): 3000K
- Color Rendering Index (CRI): 90 (R9 > 50)
- Lumen maintenance L70 at 35,000 hours
- 600 nominal lumen

LED Chromaticity
- LED chromaticity of 3 SDCM exceeds ENERGY STAR® color standards per ANSI C78.377-2008

Electrical Power Connections
- LED connector is a non-screw base luminaire disconnect offering easy installation with the matching Halo 4" LED housings
- LED connector meets California Title 24 high efficacy luminaire requirement for a non-screw base socket, and where required to qualify as a high efficacy luminaire
- The included E26 medium screw base Edison adapter provides easy retrofit of incandescent housings (See housing compatibility)

Ground Connection
Separate grounding cable included on the module for attachment to the housing during installation

LED Driver
- 120V 50/60 Hz constant current dimmable driver provides high-efficiency operation
- If dimming is not required the fixture can be operated from a standard wall switch

Dimming
- Designed for continuous dimming capability to nominally 10% with many 120V Leading Edge (LE) and Trailing Edge (TE) phase control dimmers (Dimmers with low end trim adjustment offer greater assurance of achieving 10% level)
- Consult dimmer manufacturer for compatibility and conditions of use (Note, some dimmers require a neutral in the wallbox)

Compliance
- cULus Listed 1598 luminaire (with listed Halo housings)
- UL Classified (with other housings) see specifications online for housing compatibility
- cULus Listed for damp location
- cULus Listed for wet location, covered ceiling – (shower rated)
- IP56 Ingress Protection rated
- May be installed in housings in direct contact with insulation* and combustible material
- Air-Tite code compliant. Certified under ASTM E283; not exceeding 2.0 cfm (0.944 L/s) air leakage rate tested at a 1.57 psf (75 Pa) pressure differential.
- 90 CR (R9 > 50): Can be used to comply with California Title 24 high efficacy requirements. Title 20 Certified for residential compliance.
- Can be used for International Energy Conservation Code (IECC) high efficiency luminaire compliance
- ENERGY STAR® certified downlight retrofit
- EMI/RFI per FCC 47CFR Part 15 Class B consumer limits, suitable for use in residential and commercial
- Contains no mercury or lead and RoHS compliant
- Photometric testing in accordance with IES LM-79
- Lumen maintenance projections in accordance with IES LM-80 and TM-21
- Can be used in closets. Compliant with NFPA 70, NEC section 410.16 (A)(1) and 410.16 (C)(3)

*Not to be used in housings in direct contact with spray foam insulation (Consult NEMA LSD57-2013)

LT4 Ordering Information

Models

LT4WH6930 = 4" Retrofit baffle - trim LED module, 90 CRI, 3000K, matte white

Accessory (Order Separately)

HE26LED = Replacement screw base adapter (one included with unit)



Specifications, compliances and dimensions subject to change without notice

LED Surface Mount

SLD4 Series

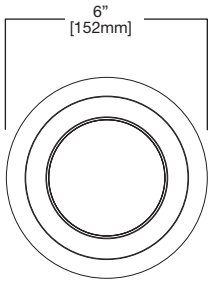

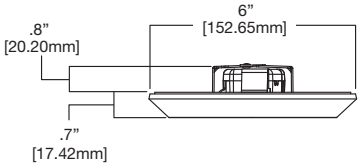

SLD4

4" LED Retrofit Module, SLD4 Model

The Halo Surface LED Downlight (SLD) incorporates WaveStream™ technology to create an ultra-low profile surface mounting luminaire with the performance and look of a traditional downlight. SLD4 is designed for installation in many 3-1/2" and 4" round or octagon junction boxes. May also retrofit in 4" aperture IC and Non-IC recessed housings*. Suitable for residential or commercial installations. Ideal for closets, storage areas, attics and basements.

90 CRI

T24 Can be used to comply with California Title 24 High Efficacy requirements
T20 Certified to California Title 20 Appliance Database

80 CRI

Can be used to comply with T24 California Non-Residential Lighting Controls requirements

ENERGY STAR | Can be used for IECC International Energy Conservation Code High Efficacy Compliance | RoHS Compliant | c UL us LISTED | Showerlight | air-tite

Features

Mechanical

Die cast aluminum trim ring, and die formed aluminum frame

Optics

- WaveStream™ technology provides uniform luminance from a low profile flat lens
- AccuAim™ optics provide directional control for the "cone-of-light" beam distribution of a traditional downlight
- Precision molded lens features high transmission polymer with UV stabilized protecting film

Designer Trims (Sold Separately)

SLD designer trims are accessories

- White (paintable)
- Satin nickel
- Tuscan bronze

Electrical Junction Box Mounting**

- Suitable for installation in many 3-1/2" and 4" octagon and round electrical junction boxes in direct contact with insulation including spray foam insulation

Note: Driver consumes 3 cubic inches of junction box

- Surface mounting in a fire-rated ceiling using an appropriate electrical box offers a cost-effective alternative to fire-rated recessed housings

Note: Fire-rating is per the rating of the ceiling and applicable junction box, not the SLD

- Proprietary Slot-N-Lock quick installation system for junction box installation
- T-bracket with Slot-N-Lock mounting tabs included

Recessed Housing Mounting

Friction Blade

- Pre-installed friction blades included

LED

- Correlated Color Temperature (CCT): 2700K, 3000K, 3500K, 4000K
- Color Rendering Index (CRI) options: 80 and 90
- Lumen maintenance L70 at 50,000 hours
- 700 nominal lumens, range dependent on CCT and CRI

Electrical Connections

Junction Box**

- Compatible with 3-1/2" x 2" and 4" x 1-1/2" round and octagon boxes (2-1/8" deep boxes recommended)
- Supply wire adapter with LED quick connector included

Recessed Housings

- LED connector is non-screw base luminaire disconnect for tool-less installation in Halo 4" H995 series LED housings
- LED connector meets California Title 24 high efficacy luminaire standard as a non-screw base
- E26 Edison screw base adapter included

LED Driver

- Driver is a 120V dimmable electronic power supply providing DC power to the LED arrays
- Driver features high power factor, low THD, and has integral thermal protection

Dimming

Designed for continuous dimming to nominally 5% with many 120V Leading Edge (LE) and Trailing Edge (TE) phase control dimmers. Dimming to 5% is best assured using dimmers with low end trim adjustment. Consult dimmer manufacturer for compatibility and conditions of use. (Note, some dimmers require a neutral in the wallbox)

Compliance

- cULus Listed ceiling and wall
- cULus Listed damp location, ceiling and wall
- cULus Listed wet location, covered ceiling only (shower rated)
- Suitable for use in closets, compliant with NFPA® 70, NEC® Section 410.16 (A)(3) and 410.16 (C)(5)
- UL Classified when used in retrofit with listed housings (See housing compatibility)
- EMI/RFI: meets FCC 47CFR Part 15 Class B limits, and is suitable for use in residential and commercial
- 90 CRI (R9 > 50) can be used to comply with California Title 24 high efficacy requirements. Title 20 Certified for residential compliance.
- 80 CRI can be used to comply with The State of California Title 24 non residential lighting controls requirements as an LED luminaire
- Air-Tite certified per ASTM E283 not exceeding 2.0 CFM under 1.57psf (75 Pascals) pressure difference
- ENERGY STAR® certified downlight surface retrofit
- Contains no mercury or lead and RoHS compliant
- EMI/RFI per FCC 47CFR Part 15 Class B consumer limits, suitable for use in residential and commercial
- Contains no mercury or lead and RoHS compliant
- Photometric testing in accordance with IES LM-79
- Lumen maintenance projections in accordance with IES LM-80 and TM-21

*Note: Not for use in recessed housings in direct contact with spray foam insulation refer to NEMA LSD 57-2013
** Models with "JB" suffix include hardware kit for junction box mounting only

SLD4 Energy Data

	80 CRI	90 CRI
Lumens (4000K models)	800	710
Input Voltage	120V	120V
Frequency	50/60 Hz	50/60 Hz
Input Current	0.10 A	0.10 A
Input Power	12.2 W	12 W
Efficiency (4000K models)	66 lm/W	59 lm/W
THD	≤ 20%	
Power Factor	≥ 0.90	
T Ambient	-30 - +40°C	
Sound Rating	Class A	

Specifications, compliances and dimensions subject to change without notice

SLD4 Series Ordering Information

Models		Color Rendering Index (CRI)	Color Temperature (CCT)		Finish	JB (Optional)
Standard	**SLD405** = 4" Surface LED downlight, 120V (Includes hardware kits for junction box and recessed housing mounting)	**8** = 80 CRI **9** = 90 CRI	**27** = 2700K **30** = 3000K	**35** = 3500K **40** = 4000K	**WH** = Matte white	
"JB" Models	**SLD405** = 4" Surface LED downlight, 120V (Includes hardware kit for junction box mounting ONLY)	**8** = 80 CRI **9** = 90 CRI	**27** = 2700K **30** = 3000K	**35** = 3500K **40** = 4000K	**WH** = Matte white	**JB** = **ONLY** junction box hardware kit

Accessories (Order Separately)

Designer Trims

Fit over the SLD for a designer finish
SLD4TRMWH = 4" SLD white (paintable)
SLD4TRMSN = 4" SLD satin nickel
SLD4TRMTBZ = 4" SLD tuscan bronze
*SLD accessory trims attach with permanent adhesion and are not interchangeable after installation

Replacement Parts Kit

SLD4ACCKIT
SLD4 Retrofit Kit - SLD4 screw base adapter, friction blades, ground wire, mounting screws, wire nuts

SLD4BRKT
SLD4 junction box mounting bracket and screws

Compatible Junction Boxes

Octagon - Steel
4" x 4" x 2-1/8"
4" x 4" x 1-1/2"

Round - Plastic
4" diameter x 2-3/16"

Junction Box Spacer Extension Ring

Adds 15/16" depth when the SLD driver cannot fit into a junction box.

SLD4EXT = 4" Surface LED j-box extender, 7.75" O.D.

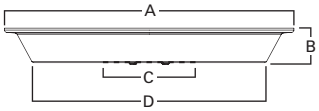

Dimensions
A: 7-3/4" [197mm]
B: 7/8" [24mm]
C: 3-7/8" [99mm]
D: 6.25" [159mm]

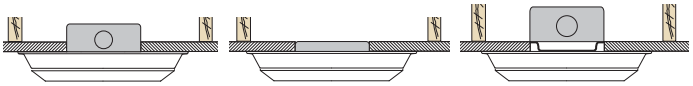

Standard J-box* **Shallow J-box (pancake)*** **Standard J-box with plaster ring***

Fire Rated Install*

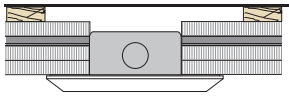

*For illustration only – not for construction

Surface Box Adapter

The surface box adapter fits the SLD into a 4-inch round or octagon junction box that is mounted flat on a ceiling or beam surface (not recessed in the ceiling)

SLD4RAD
4" SLD round surface j-box adapter.
For 4" round and octagon junction boxes.

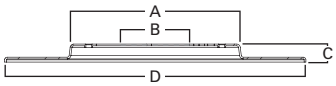

Dimensions
A: 4-1/2" [114mm]
B: 3-1/4" [84mm]
C: 1/2" [13mm]
D: 6-1/8" [156mm]

Compatible with Eaton's Crouse-Hinds Junction Box (Order Separately)

TP316
For non-metallic (NM) cable 4" x 4" x 2-1/8"
[102mm x 102mm x 54mm]

TP317
For metal clad cable 4" x 4" x 2-1/8"
[102mm x 102mm x 54mm]

- **TP316** - for non-metallic (NM) cable
- **TP317** - for metal clad cable
- UL Listed
- Suitable for two-hour fire-rated ANSI/UL 263 when properly installed in a fire-rated ceiling or wall
- Refer to www.crouse-hinds.com

H4 LED Series Housing

H457ICAT1E

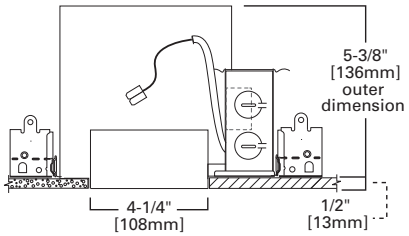

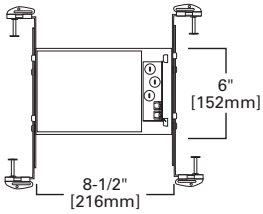

H457ICAT1E

4" IC, Air-Tite, Shallow New Construction, LED Housing

The Halo H4 LED is a family of 4" aperture recessed downlight H457 series of housings designed for exclusive use with Halo EL406, ELG406, ELSG406 series LED light engines and compatible 4" TL4 and TLS4 LED trims. Halo H4 LED housings have LED drivers that offer dimming as a standard feature. This is an insulated ceiling* Air-Tite™ housing offering 120 volt dimming capability. The H4 LED series offers high quality downlighting along with high efficacy – the result being great lighting and significant energy savings.

Special Features

- Got Nail!™ bar hangers
- Pass-N-Thru™ bars
- Slide-N-Side™ junction box
- Quick Connect™ push wire nuts
- Air-Tite™ code compliant

Compatible Light Engines

EL406927	ELG406927	ELSG406927
EL406930	ELG406930	ELSG406930
EL406935	ELG406935	ELSG406935
EL406940	ELG406940	ELSG406940

Compatible Trims

TL402	TL409	TL411
TL403	TL410	TL422
TL408		

Features

Housing

- Enclosure of formed aluminum construction
- Openings are gasketed Air-Tite
- Designed for insulated ceilings in direct contact with insulation* (May also be installed in non-insulated ceilings)

Plaster Frame

- Galvanized steel die-formed construction
- The collar can be removed from plaster frame to provide access to the junction box
- Collar adjusts for ceilings up to 1-1/4" thick
- Plaster frame features include:
  - Patented regressed locking screw positioned for securing hanger bars from below the ceiling
  - Cutouts for easily crimping hanger bars in position
  - Air-Tite aperture gasket is pre-installed
  - Halo identity embossed on plaster frame

Includes:

- Got Nail!™ bar hangers (Details Pg. 7)
- Pass-N-Thru™ bars (Details Pg. 7)
- Slide-N-Side™ junction box wire traps (Details Pg. 7)
- Quick Connect™ push wire nuts (Details Pg. 7)
- Air-Tite™ code compliant (Details Pg. 7)

LED Light Engine Connection

- LED connector is a non-screw base connector offering easy installation with the H4 LED EL406, ELG406, ELSG406 series LED light engines
- This non-screw base connection preserves the high efficacy rating and prevents use of low efficacy sources (see LED module specification)

LED Driver

- LED dimmable driver mounts in the junction box.
- Driver is a 120 volt, high efficiency, electronic power supply providing low voltage power to EL series LED light engines
- Driver meets FCC EMI/RFI consumer level limits for use in residential and commercial installations
- Driver features high power factor and low THD and has integral thermal protection in the event of over temperature or internal failure
- If dimming is not required the fixture can be operated from a standard wall switch

Dimming

- Designed for continuous dimming capability to nominally 5% with many 120V Leading Edge (LE) and Trailing Edge (TE) phase control dimmers. Dimmers with low end trim adjustment offer greater assurance of achieving 5% level.
- Consult dimmer manufacturer for compatibility and conditions of use (Note, some dimmers require a neutral in the wallbox)

Compliance

- cULus Listed 1598 luminaire
- cULus Listed for damp location
- cULus Listed for wet location, covered ceiling, with select trims
- cULus Listed for direct contact with insulation* and combustible material
- Use with designated HALO LED systems for ENERGY STAR® certification
- Can be used for State of California Title 24 high efficacy luminaire compliance with EL series LED light engines
- Can be used for International Energy Conservation Code (IECC) high efficacy luminaire compliance
- Air-Tite code compliant. Certified under ASTM E283; not exceeding 2.0 cfm (0.944 L/s) air leakage rate tested at a 1.57 psf (75 Pa) pressure differential

*Not to be used in direct contact with spray foam insulation (consult NEMA LSD57-2013)

H457ICAT1E Energy Data

H4 Series LED (Values at non-dimming line voltage)
Minimum Starting Temp: -30°C (-22°F)
EMI/RFI: FCC Title 47 CFR, Part 18, (Consumer)
Sound Rating: Class A standards
Input Voltage: 120V
Power Factor: >0.90
Input Frequency: 50/60Hz
THD: <20%
Input Power: 13W
Input Current: 121mA
Driver Compliance: UL6950, LPS rated

H4 LED Lighting System

A LED Housing

B LED Light Engine

C LED Trim

OR

B C LED Adjustable Gimbal and Light Engine

Specifications, compliances and dimensions subject to change without notice

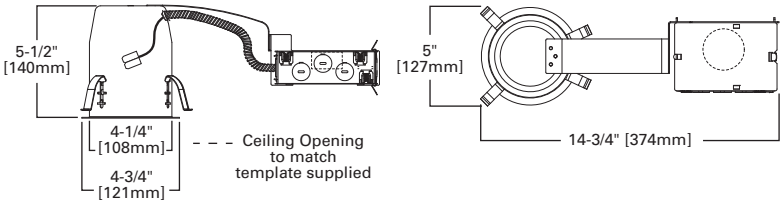

H457RICAT1E

4" IC, Air-Tite, Shallow Remodel, LED Housing

The Halo H4 LED is a family of 4" aperture recessed downlight H457 series of housings designed for exclusive use with Halo EL406, ELG406, ELSG406 series LED light engines and compatible TL4 and TLS4 LED trims. Halo H4 LED housings have LED drivers that offer dimming as a standard feature. This is an insulated ceiling*, Air-Tite™, remodel housing offering 120 Volt dimming capability. The H4 LED series offers high quality downlighting along with high efficacy – the result being great lighting and significant energy savings.

Special Features

Slide-N-Side™ junction box
Quick Connect™ push wire nuts
Air-Tite™ code compliant

Compatible Light Engines

EL406927	ELG406927	ELSG406927
EL406930	ELG406930	ELSG406930
EL406935	ELG406935	ELSG406935
EL406940	ELG406940	ELSG406940

Compatible Trims

TL402	TL409	TL411
TL403	TL410	TL422
TL408		

Features

Housing
Single wall formed aluminum construction. Openings are gasketed for Air-Tite installation. 5-1/2" height allows use in shallow joist construction. Air-Tite aperture gasket is pre-installed.

Remodel Arm
Spring steel construction designed for ease of installation and ceiling support of LED driver

Remodel Springs
Four remodel clips secure housing and accommodate 1/2" and 5/8" ceiling material

Includes:
- Slide-N-Side™ junction box wire traps (Details Pg. 7)
- Air-Tite™ code compliant (Details Pg. 7)
- Quick Connect™ push wire nuts (Details Pg. 7)

LED Light Engine Connection
- LED connector is a non-screw base connector offering easy installation with the H4 LED EL406, ELG406, ELSG406 series LED light engines
- This non-screw base connection preserves the high efficacy rating and prevents use of low efficacy sources (See LED module specification)

LED Driver
- LED dimmable driver mounts in the junction box
- Driver is a 120 Volt, high efficiency, electronic power supply providing low voltage power to EL series LED light engines
- Driver meets FCC EMI/RFI consumer level limits for use in residential and commercial installations
- Driver features high power factor and low THD and has integral thermal protection in the event of over temperature or internal failure
- If dimming is not required the fixture an be operated from a standard wall switch

Dimming
- Designed for continuous dimming capability to nominally 5% with many 120V Leading Edge (LE) and Trailing Edge (TE) phase control dimmers. Dimmers with low end trim adjustment offer greater assurance of achieving 5% level.
- Consult dimmer manufacturer for compatibility and conditions of use (Note, some dimmers require a neutral in the wallbox)

Compliance
- cULus Listed 1598 luminaire
- cULus Listed for damp location
- cULus Listed for wet location, covered ceiling, with select trims
- cULus Listed for direct contact with insulation and combustible material
- Use with designated HALO LED systems for ENERGY STAR® certification
- Can be used for State of California Title 24 high efficacy luminaire compliance with EL series LED light engines
- Can be used for International Energy Conservation Code (IECC) high efficacy luminaire compliance
- Air-Tite code compliant. Certified under ASTM E283; not exceeding 2.0 cfm (0.944 L/s) air leakage rate tested at a 1.57 psf (75 Pa) pressure differential.

*Not to be used in direct contact with spray foam insulation (consult NEMA LSD57-2013)

H457RICAT1E Energy Data

H4 Series LED (Values at non-dimming line voltage)
Minimum Starting Temp: -30°C (-22°F)
EMI/RFI: FCC Title 47 CFR, Part 18, (Consumer)
Sound Rating: Class A standards
Input Voltage: 120V
Power Factor: >0.90
Input Frequency: 50/60Hz
THD: <20%
Input Power: 13W
Input Current: 120mA
Driver Compliance: UL8750, Class II rated

H4 LED Lighting System

A LED Housing

B LED Light Engine

C LED Trim

OR

B C LED Adjustable Gimbal and Light Engine

H4 LED Series Housing

H457TATE010

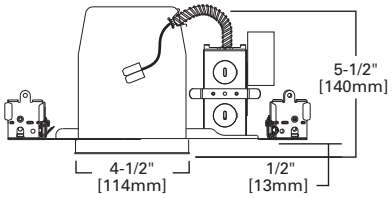

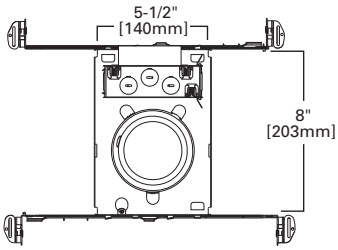

H457TATE010

4" Non-IC, Shallow New Construction, Dimmable LED Housing

The Halo H4 LED is a family of 4" aperture recessed downlight H457 series of housings designed for exclusive use with Halo EL406, ELG406, ELSG406 series LED light engines and compatible 4" TL4 and TLS4 LED trims. Halo H4 LED housings have integral LED drivers that offer dimming as a standard feature.
This is a Non-IC, Air-Tite™ housing for non-insulated ceiling installations, universal voltage 120V-277V input, and dimming with either 120V phase control dimmers, or 0-10V DC control systems. The H4 LED series offers high quality downlighting along with high efficacy – the result being great lighting and significant energy savings.

Special Features

Got Nail!™ bar hangers
Pass-N-Thru™ bars
Slide-N-Side™ junction box
Quick Connect™ push wire nuts
Air-Tite™ code compliant

Compatible Light Engines

EL406927	ELG406927	ELSG406927
EL406930	ELG406930	ELSG406930
EL406935	ELG406935	ELSG406935
EL406940	ELG406940	ELSG406940

Compatible Trims

TL402	TL409	TL411
TL403	TL410	TL422
TL408		

Features

Housing
- Single wall die-formed construction
- Openings are gasketed

Plaster Frame
- Galvanized steel die-formed construction
- Housing can be removed from plaster frame for access to junction box
- Housing adjusts for ceilings up to 1" thickness
- Plaster frame features include:
  - Patented regressed locking screw positioned for securing hanger bars from below the ceiling
  - Cutouts for easily crimping hanger bars in position
  - Air-Tite aperture gasket is pre-installed
  - Halo identity embossed on plaster frame

Includes:
- Got Nail!™ bar hangers (Details Pg. 7)
- Pass-N-Thru™ bars (Details Pg. 7)
- Slide-N-Side™ junction box wire traps (Details Pg. 7)
- Quick Connect™ push wire nuts (Details Pg. 7)
- Air-Tite™ code compliant (Details Pg. 7)

LED Light Engine Connection
- LED connector is a non-screw base connector offering easy installation with the H4 LED EL406, ELG406, ELSG406 series LED light engines
- This non-screw base connection preserves the high efficacy rating and prevents use of low efficacy sources (See LED module specification)

LED Driver
- LED dimmable driver mounts to the housing junction box
- Driver is a 120V-277V universal voltage, high efficiency, electronic power supply providing low voltage power to EL series LED light engines
- Driver meets FCC EMI/RFI consumer level limits for use in residential and commercial installations
- Driver features high power factor and low THD, and has integral thermal protection in the event of over temperature or internal failure
- If dimming is not required the fixture can be operated from a standard wall switch

Dimming - Phase Control
Designed for continuous dimming to nominally 5% with many 120V Leading Edge (LE) and Trailing Edge (TE) phase control dimmers. Dimming to 5% is best assured using dimmers with low end trim adjustment. Consult dimmer manufacturer for compatibility and conditions of use. (Note, some dimmers require a neutral in the wallbox)

Dimming - 0-10V
- Dimmable to 10% with compatible 0-10V DC low voltage dimmers
- 0-10V DC dimmers operate using two low voltage dimming wires (color coded violet and gray). The low voltage dimming wires are separate from the 120V AC or 277V AC power.
- Switching on/off is controlled via the line voltage (120V AC or 277V AC) power, and dimming is controlled via the 2-wire 0-10V DC low voltage wiring

Compliance
- cULus Listed 1598 luminaire
- cULus Listed for damp location
- cULus Listed for wet location, covered ceiling, with select trims
- For non-insulated ceilings. If ceiling insulation is present, it must be kept 3 inches from all sides of housing.
- Use with designated HALO LED systems for ENERGY STAR® certification
- Can be used to comply with State of California Title 24 non-residential lighting controls requirements as part of an LED luminaire
- Air-Tite code compliant. Certified under ASTM E283; not exceeding 2.0 cfm (0.944 L/s) air leakage rate tested at a 1.57 psf (75 Pa) pressure differential

H457TATE010 Energy Data

H4 Series LED (Values at non-dimming line voltage)
Minimum Starting Temp: -30°C (-22°F)
EMI/RFI: FCC Title 47 CFR, Part 18, (Consumer)
Sound Rating: Class A standards
Input Voltage: 120V-277V
Power Factor: >0.90
Input Frequency: 50/60Hz
THD: <25%
Input Power: 13W
Input Current: 121mA
Driver Compliance: UL8750, Class II rated

H4 LED Lighting System

A LED Housing

B LED Light Engine

C LED Trim

OR

B C LED Adjustable Gimbal and Light Engine

Specifications, compliances and dimensions subject to change without notice

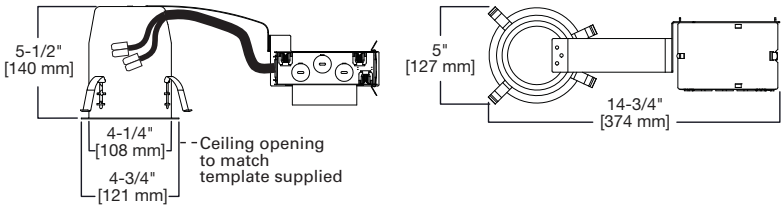

H457RTATE010

4" Non-IC, Shallow Remodel, Dimmable LED Housing

The Halo H4 LED is a family of 4" aperture recessed downlight H457 series of housings designed for exclusive use with Halo EL406, ELG406, ELSG406 series LED light engines and compatible 4" TL4 and TLS4 LED trims. Halo H4 LED housings have integral LED drivers that offer dimming as a standard feature. This is a Non-IC, Air-Tite™ remodel housing designed for non-insulated ceiling installations, universal voltage 120V-277V input, and dimming with either 120V phase control dimmers, or 0-10V DC control systems. The H4 LED series offers high quality downlighting along with high efficacy – the result being great lighting and significant energy savings.

Can be used for T24 California Title 24 High Efficacy Compliance

RoHS Compliant

c UL us LISTED

air-tite

Special Features

Slide-N-Side™ junction box
Quick Connect™ push wire nuts
Air-Tite™ code compliant

Compatible Light Engines

EL406927	ELG406927	ELSG406927
EL406930	ELG406930	ELSG406930
EL406935	ELG406935	ELSG406935
EL406940	ELG406940	ELSG406940

Compatible Trims

TL402	TL409	TL411
TL403	TL410	TL422
TL408		

Features

Housing
Single wall aluminum housing. Openings are gasketed for Air-Tite installation. 5-1/2" height allows use in shallow joist construction. Air-Tite aperture gasket is pre-installed.

Remodel Arm
Spring steel construction designed for ease of installation and ceiling support of LED driver

Remodel Springs
Four remodel clips secure housing and accommodate 1/2" and 5/8" ceiling material

Includes:
- Air-Tite™ code compliant (Details Pg. 7)
- Slide-N-Side™ junction box wire traps (Details Pg. 7)
- Quick Connect™ push wire nuts (Details Pg. 7)

LED Light Engine Connection
- LED connector is a non-screw base connector offering easy installation with the H4 LED EL406, ELG406, ELSG406 series LED light engines
- This non-screw base connection preserves the high efficacy rating and prevents use of low efficacy sources (See LED module specification)

LED Driver
- LED dimmable driver mounts to the housing junction box
- Driver is a 120V-277V universal voltage, high efficiency, electronic power supply providing low voltage power to EL series LED light engines
- Driver meets FCC EMI/RFI consumer level limits for use in residential and commercial installations
- Driver features high power factor and low THD and has integral thermal protection in the event of over temperature or internal failure
- If dimming is not required the fixture can be operated from a standard wall switch

Dimming - Phase Control
Designed for continuous dimming to nominally 5% with many 120V Leading Edge (LE) and Trailing Edge (TE) phase control dimmers. Dimming to 5% is best assured using dimmers with low end trim adjustment. Consult dimmer manufacturer for compatibility and conditions of use. (Note, some dimmers require a neutral in the wallbox)

Dimming - 0-10V
- Dimmable to 10% with compatible 0-10V DC low voltage dimmers
- 0-10V DC dimmers operate using two low voltage dimming wires (color coded violet and gray). The low voltage dimming wires are separate from the 120V AC or 277V AC power.
- Switching on/off is controlled via the line voltage (120V AC or 277V AC) power, and dimming is controlled via the 2-wire 0-10V DC low voltage wiring

Compliance
- cULus Listed 1598 luminaire
- cULus Listed for damp location
- cULus Listed for wet location, covered ceiling, with select trims
- Air-Tite code compliant. Certified under ASTM E283; not exceeding 2.0 cfm (0.944 L/s) air leakage rate tested at a 1.57 psf (75 Pa) pressure differential
- Use with designated HALO LED systems for ENERGY STAR® certification
- Can be used to comply with State of California Title 24 non-residential lighting controls requirements as part of an LED luminaire
- For non-insulated ceilings. If ceiling insulation is present, it must be kept 3 inches from all sides of housing.

H457RTATE010 Energy Data

H4 Series LED (Values at non-dimming line voltage)
Minimum Starting Temp: -30°C (-22°F)
EMI/RFI: FCC Title 47 CFR, Part 15, (Consumer)
Sound Rating: Class A standards
Input Voltage: 120V-277V
Power Factor: >0.90
Input Frequency: 50/60Hz
THD: <25%
Input Power: 13W
Input Current: 121mA
Driver Compliance: UL8750, Class II rated

H4 LED Lighting System

A LED Housing

B LED Light Engine

C LED Trim

OR

B C LED Adjustable Gimbal and Light Engine

4 INCH H4 LED Series Housing

H457TCPE010

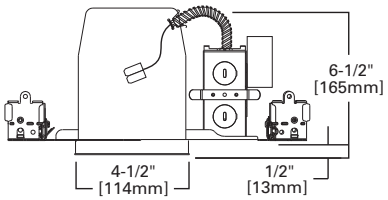

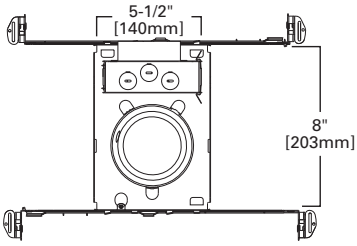

H457TCPE010

4" Non-IC, New Construction, Dimmable LED Housing, Chicago Plenum

The Halo H4 LED is a family of 4" aperture recessed downlight H457 series of housings designed for exclusive use with Halo EL406, ELG406, ELSG406 series LED light engines and compatible 4" TL4 and TLS4 LED trims. Halo H4 LED housings have integral LED drivers that offer dimming as a standard feature. This is a Non-IC, Air-Tite™ housing for non-insulated Chicago Plenum rated installations, universal voltage 120V-277V input, and dimming with either 120V phase control dimmers, or 0-10V DC control systems. The H4 LED series offers high quality downlighting along with high efficacy – the result being great lighting and significant energy savings.

Special Features

Got Nail!™ bar hangers
Pass-N-Thru™ bars
Quick Connect™ push wire nuts
Air-Tite™ code compliant

Compatible Light Engines

EL406927	ELG406927	ELSG406927
EL406930	ELG406930	ELSG406930
EL406935	ELG406935	ELSG406935
EL406940	ELG406940	ELSG406940

Compatible Trims

TL402	TL409	TL411
TL403	TL410	TL422
TL408		

Features

Housing

- Single wall die-formed construction
- Constructed and gasketed to meet Chicago CCEA requirements
- Sealed flex connection from junction box to housing for Chicago Plenum rating
- Openings are gasketed for Air-Tite installation (in Non-IC ceilings)

Plaster Frame

- Galvanized steel die-formed construction
- Housing can be removed from plaster frame for access to junction box
- Housing adjusts for ceilings up to 1-1/4" thickness
- Plaster frame features include:
  - Patented regressed locking screw positioned for securing hanger bars from below the ceiling
  - Cutouts for easily crimping hanger bars in position
  - Air-Tite aperture gasket is pre-installed
- Halo identity embossed on plaster frame

Includes:

- Got Nail!™ bar hangers (Details Pg. 7)
- Pass-N-Thru™ bars (Details Pg. 7)
- Quick Connect™ push wire nuts (Details Pg. 7)
- Air-Tite™ code compliant (Details Pg. 7)

LED Light Engine Connection

- LED connector is a non-screw base connector offering easy installation with the H4 LED 2nd generation EL406, ELG406, ELSG406 series LED light engines
- This non-screw base connection preserves the high efficacy rating and prevents use of low efficacy sources (See LED module specification)

LED Driver

- LED dimmable driver mounts to the housing junction box
- Driver is a 120V-277V universal voltage, high efficiency, electronic power supply providing low voltage power to EL series LED light engines
- Driver meets FCC EMI/RFI consumer level limits for use in residential and commercial installations
- Driver features high power factor and low THD and has integral thermal protection in the event of over temperature or internal failure
- If dimming is not required the fixture can be operated from a standard wall switch

Dimming - Phase Control

Designed for continuous dimming to nominally 5% with many 120V Leading Edge (LE) and Trailing Edge (TE) phase control dimmers. Dimming to 5% is best assured using dimmers with low end trim adjustment. Consult dimmer manufacturer for compatibility and conditions of use. (Note, some dimmers require a neutral in the wallbox)

Dimming - 0-10V

- Dimmable to 10% with compatible 0-10V DC low voltage dimmers
- 0-10V DC dimmers operate using two low voltage dimming wires (color coded violet and gray). The low voltage dimming wires are separate from the 120V AC or 277V AC power.
- Switching on/off is controlled via the line voltage (120V AC or 277V AC) power, and dimming is controlled via the 2-wire 0-10V DC low voltage wiring

Compliance

- cULus Listed 1598 luminaire
- cULus Listed for damp location
- cULus Listed for wet location, covered ceiling, with select trims
- Meets City of Chicago Plenum requirements
- For non-insulated ceilings. If ceiling insulation is present, it must be kept 3 inches from all sides of housing
- Use with designated HALO LED systems for ENERGY STAR® certification
- Air-Tite code compliant. Certified under ASTM E283; not exceeding 2.0 cfm (0.944 L/s) air leakage rate tested at a 1.57 psf (75 Pa) pressure differential
- Can be used to comply with The State of California Title 24 non residential lighting controls as part of an LED luminaire

H457TCPE010 Energy Data

H4 Series LED (Values at non-dimming line voltage)
Minimum Starting Temp: -30°C (-22°F)
EMI/RFI: FCC Title 47 CFR, Part 18, (Consumer)
Sound Rating: Class A standards
Input Voltage: 120V-277V
Power Factor: >0.90
Input Frequency: 50/60Hz
THD: <25%
Input Power: 13W
Input Current: 121mA
Driver Compliance: UL8750, Class II rated

H4 LED Lighting System

A LED Housing

B LED Light Engine

C LED Trim

OR

B C LED Adjustable Gimbal and Light Engine

Specifications, compliances and dimensions subject to change without notice

H4 LED Series Light Engine

EL4069xx

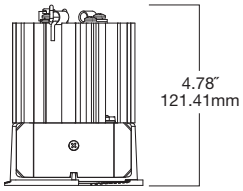

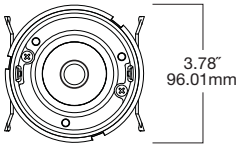

EL4069xx

4" LED Light Engine

The Halo H4 LED is a family of 4" aperture recessed downlights with H457 series housings designed for use with Halo EL406 series LED light engines and compatible TL4 and TLS4 series LED trims. Halo H4 LED is a three part system: EL406 light engines, with TL4/TLS4 trims and H457 housings. H4 LED features 90 CRI color rendering index and offers a superior optical design that yields productive beam lumens, good cutoff and low glare.

Compatible Housings

H457ICAT1E	H457TATE010	
H457RICAT1E	H457RTATE010	
	H457TCPE010	

Compatible Trims

TL402	TL409	TL411
TL403	TL410	TL422
TL408		

Features

Upper Heat Sink
- Durable extruded aluminum construction
- Conducts heat away from the LED keeping the junction temperatures below specified maximums, even when installed in insulated ceilings

Lower Heat Sink
- Durable die-cast aluminum construction
- Precision keyed flange designed to lock with matching keyed slots in H4 trim rings
- Works in conjunction with the upper heat sink for heat conduction away from the LED

Friction Blades:
- Precision formed stainless steel spring blades provide retention of the EL406 series of light engines in the H457 series housings
- Friction blade design allows the light engine to be installed in any position within the housing aperture (360 degrees)

LED Connection
- LED connector is non-screw base offering easy installation with the H457 series housings
- LED connector is compliant with high efficacy luminaire code requirements as a non-screw base socket
- Separate grounding cable included on the module for attachment to the housing during installation

Color Specification & Quality Standards
- Halo employs a tight chromaticity specification and LED color binning process to ensure LED color uniformity, sustainable Color Rendering Index (CRI) and Correlated Color Temperature (CCT) consistency over the useful life of the LED
- Halo H4 LED chromaticity specification is 3 SDCM which exceeds ENERGY STAR® color standards (as per ANSI 78.377)
- Every Halo LED module is quality tested and performance measured on the production line, and serialized to register lumens, wattage, CRI and CCT
- Halo LED's serialized testing and measurement process further ensures color and lumen consistency to meet stringent EATON lighting specifications and exceed ENERGY STAR® and State of California standards

LED
- Correlated Color Temperature (CCT): 2700ºK, 3000ºK, 3500ºK, 4000ºK*
- Color Rendering Index (CRI): 90 (R9 > 50)
- LED package consisting of an engineered array of multiple LEDs to create one virtual source, for a productive "cone of light"
- Lumen maintenance L70 at 50,000 hours
- 450-900 lumens, range dependent on CCT and trim*
- Designed for interchangeable trim choices, with selection from multiple reflector, baffle, and lens trim options

Compliance
- Use with designated HALO LED systems for ENERGY STAR® certification
- Can be used to comply with California Title 24 high efficacy requirements. Title 20 Certified for residential compliance.
- International Energy Conservation Code – IECC high efficacy requirements when used with designated LED trims
- LED emits no ultraviolet and only minimal infrared wavelengths
- RoHS compliant
- Wet location listed, protected ceiling with H4 lensed downlight trims
- Electrical/energy data - refer to H457 housings (LED driver is integral to housing)

Selection of Light Engine

Model Number	Nominal CCT
EL406927	2700
EL406930	3000
EL406935	3500
EL406940	4000

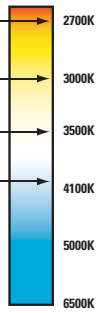

*Trim type and color temperature determines the delivered lumen value. Refer to specification sheets and photometric files at www.eaton.com/lighting

H4 LED Lighting System

A LED Housing

B LED Light Engine

C LED Trim

H4 LED Series Trims

Use with EL4069xx Light Engines

TL402 Solite® Regressed Lens Reflector

- Precision formed aluminum reflector
- Die cast trim ring
- Standard trim ring provides clearance for remodeler flange and gasket
- Trim and gasket provides Air-Tite™ installation
- Solite® lens high-clarity low-iron glass for high-lumen transmission and diffusion of source brightness
- Wet location listed, covered ceilings
- Compatible with optional TL400 designer trim rings

TL402SCS
Specular Clear Reflector, White Trim

TL402SBKS
Specular Black Reflector, White Trim

TL402HS
Haze Reflector, White Trim

TL402WHS
White Reflector, White Trim

TL402SNS
Satin Nickel Reflector, Satin Nickel Trim

TL402TBZS
Tuscan Bronze Reflector, Tuscan Bronze Trim

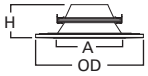

Dimensions**
A: 3-3/8" [86mm]
H: 1-3/4" [43mm]
OD: 5" [129mm]

TL403 Solite® Regressed Lens Baffle

- Precision formed aluminum baffle
- Die cast trim ring
- Standard trim ring provides clearance for remodeler flange and gasket
- Trim and gasket provides Air-Tite™ installation
- Solite® lens high-clarity low-iron glass for high-lumen transmission and diffusion of source brightness
- Wet location listed, covered ceilings
- Compatible with optional TL400 designer trim rings

TL403WBS
White Baffle, White Trim

TL403BBS
Black Baffle, White Trim

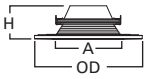

Dimensions**
A: 3-3/8" [86mm]
H: 1-3/4" [43mm]
OD: 5" [129mm]

TL408 Solite® Square Glass Lens Baffle

- Precision formed aluminum baffle
- Die cast trim ring
- Standard trim ring provides clearance for remodeler flange and gasket
- Trim and gasket provides Air-Tite™ installation
- Solite® lens high-clarity low-iron glass for high-lumen transmission and diffusion of source brightness
- Wet location listed, covered ceilings

TL408WHWB
White Baffle, White Trim

TL408WHBB
Black Baffle, White Trim

TL408SNBB
Black Baffle, Satin Nickel Trim

TL408TBZBB
Black Baffle, Tuscan Bronze Trim

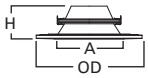

Dimensions**
A: 3-3/8" [86mm]
H: 1-3/4" [43mm]
OD: 5" [129mm]

TL409 Wall Wash Reflector with Diffuse Dome Lens

- Precision formed aluminum reflector
- Die cast trim ring
- Standard trim ring provides clearance for remodeler flange and gasket
- Polymer (plastic) diffusing dome lens
- Wet location listed, covered ceilings
- Trim and gasket provides Air-Tite™ installation
- Compatible with optional TL400 designer trim rings
- High-reflectance, specular wall wash kick reflector

TL409 WW
Semi-Specular Clear Reflector, White Trim Specular Kick Reflector

TL409WH WW
White Reflector, White Trim Specular Kick Reflector

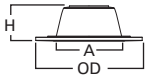

Dimensions**
A: 3-3/8" [86mm]
H: 1-3/4" [43mm]
OD: 5" [129mm]

Solite® is a registered trademark of AGC Flat Glass North America

****Key: A:** Luminous Aperture, **H:** Height, **OD:** Trim Outside Diameter

Specifications, compliances and dimensions subject to change without notice

TL410 Deep Regressed Reflector with Diffuse Dome Lens

- Precision formed aluminum reflector
- Die cast trim ring
- Standard trim ring provides clearance for remodeler flange and gasket
- Trim and gasket provides Air-Tite™ installation
- Polymer (plastic) diffusing dome lens
- Wet location listed, covered ceilings
- Compatible with optional TL400 designer trim rings

TL410SC
Specular Clear Reflector, White Trim

TL410H
Haze Reflector, White Trim

TL410WH
White Reflector, White Trim

TL410SBK
Specular Black Reflector, White Trim

TL410SN
Satin Nickel Reflector, Satin Nickel Trim

TL410TBZ
Tuscan Bronze Reflector, Tuscan Bronze Trim

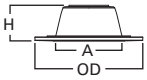

Dimensions**
A: 3-3/8" [86mm]
H: 1-3/4" [43mm]
OD: 5" [129mm]

TL411 Deep Regressed Baffle Trims with Diffuse Dome Lens

- Precision formed aluminum baffle
- Die cast trim ring
- Standard trim ring provides clearance for remodeler flange and gasket
- Trim and gasket provides Air-Tite™ installation
- Polymer (plastic) diffusing dome lens
- Wet location listed, covered ceilings
- Compatible with optional TL400 designer trim rings

TL411WB
White Baffle, White Trim

TL411BB
Black Baffle, White Trim

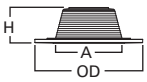

Dimensions**
A: 3-3/8" [86mm]
H: 1-3/4" [43mm]
OD: 5" [129mm]

TL422 "Dead-Front" Polymer Shower Baffle with Prismatic Lens

- Precision formed polymer (plastic) baffle and trim ring
- Prismatic, clear flat polymer (plastic) lens
- Standard trim ring provides clearance for remodeler flange and gasket
- Shower trim front is non-electrically conductive "dead-front"
- Trim and gasket provides Air-Tite™ installation
- Wet location listed, covered ceilings

TL422PS
White Plastic Baffle, Trim Ring and Prismatic Plastic Lens

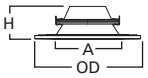

Dimensions**
A: 3-3/8" [86mm]
H: 1-3/4" [43mm]
OD: 5" [129mm]

TL400 Designer Trim Rings

- Optional accessory
- Replaces standard ring included with TL4 round trims
- Die cast trim ring
- Thin tapered profile provides subtle ceiling appearance (0.120" at OD and 0.180" at ID)

Compatibility

TL402	TL409	TL411
TL403	TL410	

TL400PC
Polished Chrome Trim

TL400SBK
Black Trim

TL400WH
White Trim Ring

TL400SN
Satin Nickel Trim Ring

TL400TBZ
Tuscan Bronze Trim

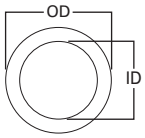

Dimensions**
ID: 3-3/8" [86mm]
OD: 5-1/8" [130mm]

****Key: A:** Luminous Aperture, **H:** Height, **ID:** Trim Inside Diameter, **OD:** Trim Outside Diameter

H4 LED Series Adjustable/Light Engine

ELG4069xx & ELSG4069xx

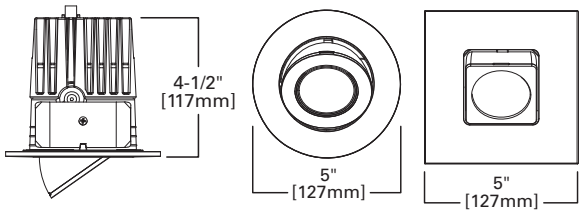

ELG4069xx **ELSG4069xx**

4" LED Gimbal, 2nd Generation

Halo H4 LED adjustable gimbals, ELG406 series, combine an adjustable gimbal trim and LED light engine for use with H457 series housings. The H4 LED adjustable gimbals feature 35° tilt and offer interchangeable optics with three beam distributions of 25°, 35°, and 50°. H4 LED offers 90 CRI color rendering index and four color temperatures 2700K, 3000K, 3500K, 4000K. Three high-quality trim finishes of white, satin nickel, and tuscan bronze are available. Halo LED offers high quality, fit, finish, and performance in an energy-efficient, high efficacy gimbal.

Compatible Housings

H457ICAT1E	H457TATE010
H457RICAT1E	H457RTATE010
	H457TCPE010

ENERGY STAR · Can be used for IECC International Energy Conservation Code High Efficacy Compliance · T24 Can be used to comply with California Title 24 High Efficacy requirements · T20 Certified to California Title 20 Appliance Database · RoHS Compliant · c UL us LISTED

Features

Upper Heat Sink
- Durable aluminum construction
- Conducts heat away from the LED keeping the junction temperatures below specified maximums, even when installed in insulated ceiling housings

Gimbal
- Precision designed fit and finish
- Die-cast aluminum with snap-in front loading ring allowing interchange of beam forming reflectors
- Gimbal front ring holds one lens media. Clear glass lens is included. Optional lens media such as L111 soft focus may be used in place of clear glass lens.
- 35° tilt adjustment with friction fit to heat sink
- Smooth travel from nadir to 35°
- Works with the upper heat sink for thermal conduction away from the LED

Friction Blades:
- Precision formed stainless steel spring blades provide retention of the EL406 series of light engines in the H457 series housings
- Friction blade design allows the light engine to be installed in any position within the housing aperture (360 degrees)

LED Connection
- LED connector is non-screw base offering easy installation with the H457 series housings
- LED connector is compliant with high efficacy luminaire code requirements as a non-screw base socket
- Separate grounding cable included on the module for attachment to the housing during installation

Optics
- Three beam distribution options with interchangeable round beam forming reflectors
- Gimbal is supplied with 25° reflector pre-installed
- Reflector options: 25°, 35°, 50° beam angle order (TL412RK kit)
- Clear glass cover lens included with gimbal. One optional accessory lens may be used in place of clear lens.
- Reflector and lens are accessible behind the gimbal's snap-in front ring

Optical Accessory Reflector Kit – TL412RK
- Includes all three reflector options
  - 25° beam angle reflector (one included with gimbal)
  - 35° beam angle reflector
  - 50° beam angle reflector

Color Specification & Quality Standards
- LED is a chip on board design consisting of a multiple LED package with proximity phosphor coating to create one virtual white light source for a productive "cone of light"
- Halo employs a tight chromaticity specification and LED color binning process to ensure LED color uniformity, sustainable Color Rendering Index (CRI) and Correlated Color Temperature (CCT) consistency over the useful life of the LED
- Halo H4 LED chromaticity specification is 3 SDCM which exceeds ENERGY STAR® color standards (as per ANSI 78.377)
- Every Halo LED module is quality tested and performance measured on the production line, and then serialized to register lumens, wattage, CRI and CCT

LED
- Correlated Color Temperature (CCT): 2700°K, 3000°K, 3500°K, 4000°K*
- Color Rendering Index (CRI): 90 (R9 > 50)
- LED emits no ultraviolet and minimal infrared wavelengths
- 700-930 nominal lumens, dependent on CCT and trim*
- Lumen maintenance L70 at 50,000 hours

Compliance
- Use with designated HALO LED systems for ENERGY STAR® certification
- Can be used to comply with California Title 24 high efficacy requirements. Title 20 Certified for residential compliance.
- International Energy Conservation Code (IECC) high efficacy requirements when used with designated LED trims
- RoHS compliant
- Damp location listed with H457 LED housings
- Electrical/Energy Data refer to H457 LED housings (LED driver is integral to housing)

Selection of Gimbal Light Engine

Model Number	Nominal CCT
ELG406927 • ELSG406927	2700
ELG406930 • ELSG406930	3000
ELG406935 • ELSG406935	3500
ELG406940 • ELSG406940	4000

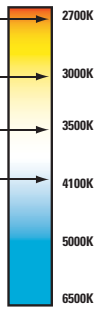

*Trim type and color temperature determines the delivered lumen value. Refer to specification sheets and photometric files at www.eaton.com/lighting

H4 LED Lighting System

A LED Housing

OR

B C LED Adjustable Gimbal and Light Engine

Specifications, compliances and dimensions subject to change without notice

E26 Screw Base
Housings & Trims

E26 Screw Base IC Housing

H99ICAT

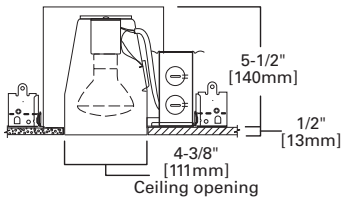

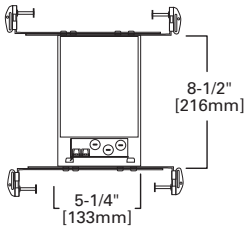

H99ICAT

4" IC, Air-Tite, Shallow New Construction Housing, 120V

The H99ICAT is an IC Air-Tite™ housing for accent, task, and general lighting. It is designed for use in insulated ceilings where it will be in direct contact with insulation*. Air-Tite™ housing designed to restrict air flow between conditioned spaces and unconditioned areas. May be retrofit with compatible Halo LED lighting systems.

Special Features

- Got Nail!™ bar hangers
- Pass-N-Thru™ bars
- Slide-N-Side™ junction box
- Quick Connect™ push wire nuts
- Air-Tite™ code compliant

Compatible Trims

945	953	998	4002	4013
951	993	999	4003	4055
952	996	4001	4010	

Features

Housing

- Outer Housing: aluminum construction helps dissipate heat
- Inner Housing: double wall aluminum construction helps dissipate heat
- The inner housing can be removed from plaster frame to provide access to the junction box
- For insulated ceilings in direct contact with insulation* (May also be installed in non-insulated ceilings)
- Inner housing adjusts for ceilings up to 1" thick

Plaster Frame

- Galvanized steel die-formed construction
- Plaster frame features include:
  - Patented regressed locking screw positioned for securing hanger bars from below the ceiling
  - Cutouts for easily crimping hanger bars in position
  - Air-Tite aperture gasket is pre-installed
  - Halo identity embossed on plaster frame

Includes:

- Got Nail!™ bar hangers (Details Pg. 7)
- Pass-N-Thru™ bars (Details Pg. 7)
- Slide-N-Side™ junction box wire traps (Details Pg. 7)
- Quick Connect™ push wire nuts (Details Pg. 7)
- Air-Tite™ code compliant (Details Pg. 7)

Socket

Fixed position porcelain socket with nickel plated brass screw shell provides consistent lamp positioning

Thermal Protector

Self resetting thermal protector deactivates fixture if overheating occurs due to improper lamping or misapplied insulation

Trims

Halo Fit-All concept offers multiple trim options in a variety of design styles, and functional beam distributions to control beam angle and lumen delivery in accommodating various lamp types

Compliance

- cULus Listed 1598 luminaire
- cULus Listed damp location
- cULus Listed for wet location, covered ceiling, with select trims
- cULus Listed for feed through
- cULus Listed for direct contact with insulation and combustible material*
- RoHS compliant
- Air-Tite code compliant. Certified under ASTM E283; not exceeding 2.0 cfm (0.944 L/s) air leakage rate tested at a 1.57 psf (75 Pa) pressure differential

*Not to be used in direct contact with spray foam insulation (consult NEMA LSD57-2013)

Specifications, compliances and dimensions subject to change without notice

E26 Screw Base IC Housing

E4ICATSB

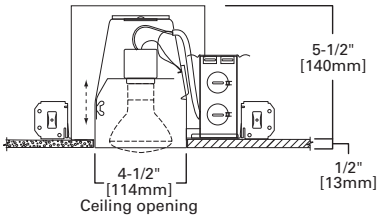

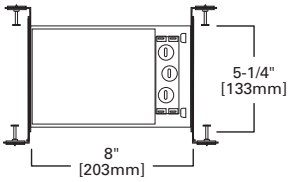

E4ICATSB

4" IC, Air-Tite, Shallow New Construction Housing, 120V

The E4ICATSB is an IC Air-Tite™ housing optimized and listed for EISA compliant tungsten-halogen lamps, CFL and LED lamps as well as incandescent. Housing features an adjustable socket bracket, and is suitable for residential or commercial applications. Installation in insulated ceilings* and non-insulated ceilings with Air-Tite code compliant construction. May be retrofit with compatible Halo LED lighting systems.

Special Features

All-Nail!™ bar hangers
Quick Connect™ push wire nuts
Air-Tite™ code compliant

Compatible Trims

945	953	996	999	4002	4010
952	993	998	4001	4003	4055

Features

Housing

- Outer Housing: aluminum construction
- Inner Housing: double wall aluminum construction helps dissipate heat
- The inner housing can be removed from the plaster frame to provide access to the junction box
- For insulated ceilings in direct contact with insulation* (May also be installed in non-insulated ceilings)
- Inner housing adjusts for ceilings up to 1" thick

Plaster Frame

- Plaster frame includes locking screw for hanger bars and cutouts for crimping hanger bars in position
- Air-Tite gasket is pre-installed

Junction Box

- Positioned to accommodate straight conduit runs
- Seven conduit knockouts are uniform 1/2" size with true pry-out slots
- Four pry-outs with integral strain relief simplify non-metallic (NM) sheathed cable installation
- Three quick connect wire connectors included

Includes:

- All-Nail!™ bar hangers (Details Pg. 11)
- Quick Connect™ push wire nuts (Details Pg. 7)
- Air-Tite™ code compliant (Details Pg. 7)

Socket

Adjustable position bracket with porcelain socket and nickel plated brass screw shell provides flexibility in lamp positioning

Thermal Protector

Self resetting thermal protector deactivates fixture if overheating occurs due to improper lamping or misapplied insulation

Trims

Halo Fit-All concept offers multiple trim options in a variety of design styles, and functional beam distributions to control beam angle and lumen delivery in accommodating various lamp types

Compliance

- cULus Listed 1598 luminaire
- cULus Listed damp location
- cULus Listed for wet location, covered ceiling, with select trims
- cULus Listed for direct contact with insulation and combustible material*
- RoHS compliant
- Air-Tite code compliant. Certified under ASTM E283; not exceeding 2.0 cfm (0.944 L/s) air leakage rate tested at a 1.57 psf (75 Pa) pressure differential

*Not to be used in direct contact with spray foam insulation (consult NEMA LSD57-2013)

E26 Screw Base Trims

IC Housings: H99ICAT • E4ICATSB

Reflectors

999 Precision Metal Reflector

- Precision die cast metal trim ring with metal reflector
- For general down lighting
- Friction clip retention

Housings	Max Lamp Compatibility
H99ICAT	40W A19, 50W PAR20, 40W R16, 50W R20
E4ICATSB	40W A19, 50W PAR20, 40W R16, 30 R20

Compatible with Halogen, Incandescent, LED* or CFL* lamps

999MB
Specular Black Reflector, White Trim

999RG
Residential Gold Reflector, White Trim

999P
Specular Clear Reflector, White Trim

999W
White Reflector, White Trim

999H
Haze Reflector, White Trim

999SN
Satin Nickel Reflector, Satin Nickel Trim

999TBZ
Tuscan Bronze Reflector, Tuscan Bronze Trim

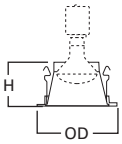

Dimensions**
H: 2-5/8" [67mm]
OD: 5" [129mm]

4003 Reflector

- Specular clear reflector
- Formed metal trim ring
- Friction clip retention

Housings	Max Lamp Compatibility
H99ICAT	40W A19, 35W PAR20, 50W PAR20, 40W R16, 50W R20
E4ICATSB	40W A19, 35W PAR20, 30W R20, 40W R16

Compatible with Halogen, Incandescent, LED* or CFL* lamps

4003
Specular Reflector, White Trim

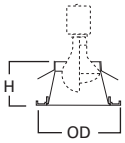

Dimensions**
H: 2-1/2" [63mm]
OD: 5" [129mm]

Baffles

953 Precision Metal Baffle

- Precision die cast metal trim ring with metal baffle
- For general down lighting
- Friction clip retention

Housings	Max Lamp Compatibility
H99ICAT	35W PAR20, 30W R20, (50W PAR20 with H1999 Socket Extender)
E4ICATSB	50W PAR20

Compatible with Halogen, Incandescent, LED* or CFL* lamps

953W
White Baffle, White Trim

953P
Black Baffle, White Trim

953SN
Satin Nickel Baffle, Satin Nickel Trim

953TBZ
Tuscan Bronze Baffle, Tuscan Bronze Trim

Accessory - H1999 (H99ICAT Only)

Socket Extender

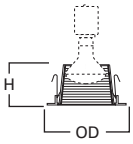

Dimensions**
H: 2-1/2" [63mm]
OD: 5" [129mm]

993 Coilex® Baffle

- Coilex® phenolic baffle
- Precision die cast metal trim ring
- For general down lighting
- Friction clip retention

Housings	Max Lamp Compatibility
H99ICAT	35W PAR20, 30W R20, (50W PAR20, 50W R20 with H1999 Socket Extender)
E4ICATSB	35W PAR20, 30W R20

Compatible with Halogen, Incandescent, LED* or CFL* lamps

993W
White Baffle, White Trim

993P
Black Baffle, White Trim

993SN
Black Baffle, Satin Nickel Trim

993TBZ
Black Baffle, Tuscan Bronze Trim

Accessory - H1999 (H99ICAT Only)

Socket Extender

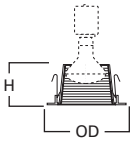

Dimensions**
H: 2-1/2" [63mm]
OD: 5" [129mm]

*UL1993 listed LED & CFL equivalent lamps permitted. Consult lamp manufacturer for conditions of use. Eaton does not warranty the lamp.
****Key: A:** Luminous Aperture, **H:** Height, **OD:** Trim Outside Diameter

Specifications, compliances and dimensions subject to change without notice

4001 Plastic Baffle

- Step plastic baffle
- Formed metal trim ring
- Friction clip retention

Housings	Max Lamp Compatibility
H99ICAT	35W PAR20, 50W R20, (50W PAR20, 50W R20 with H1999 Socket Extender)
E4ICATSB	35W PAR20, 30W R20

Compatible with Halogen, Incandescent, LED* or CFL* lamps

4001WB
White Baffle, White Trim

4001BB
Black Baffle, White Trim

Accessory - H1999 (H99ICAT Only)

Socket Extender

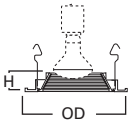

Dimensions**
H: 1-1/8" [28mm]
OD: 5" [129mm]

4010 Metal Baffle

- Metal baffle
- Formed metal trim ring
- Friction clip retention

Housings	Max Lamp Compatibility
H99ICAT	35W PAR20, 30W R20, (50W PAR20 with H1999 Socket Extender)
E4ICATSB	50W PAR20, 30W R20, 35W PAR20

Compatible with Halogen, Incandescent, LED* or CFL* lamps

4010WB
White Baffle, White Trim

4010BB
Black Baffle, White Trim

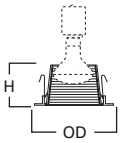

Dimensions**
H: 2-5/8" [67mm]
OD: 5" [129mm]

4013 Full Cone Metal Baffle, Self-flange

- Self-flange metal baffle
- Friction clip retention
- For use with H99 series housings only

Housings	Max Lamp Compatibility
H99ICAT	**4013WB:** 40W A19, 50W R20, 50W PAR20 **4013BB:** 45W R20, 50W PAR20

Compatible with Halogen, Incandescent, LED* or CFL* lamps

4013WB
White Baffle, White Trim

4013BB
Black Baffle, White Trim

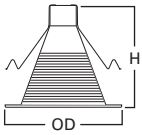

Dimensions**
H: 4-1/2" [114mm]
OD: 5" [129mm]

Adjustable – Eyeballs & Gimbals

996 Adjustable Eyeball – 15° Tilt

- Adjustable eyeball for use with PAR20 lamps only
- 15° tilt, 360° rotation
- Precision die metal cast trim ring
- Friction clip retention

Housings	Max Lamp Compatibility
H99ICAT	50W PAR20
E4ICATSB	

Compatible with Halogen, Incandescent, LED* or CFL* lamps

996P
White Eyeball, White Trim

996SN
Satin Nickel Eyeball,
Satin Nickel Trim

996TBZ
Tuscan Bronze Eyeball,
Tuscan Bronze Trim

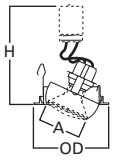

Dimensions**
A: 3-3/4" [94mm]
H: 3-1/2" [88mm]
OD: 5" [129mm]

998 Adjustable Eyeball – 30° Tilt

- Adjustable eyeball for PAR16 and R16 lamps only
- 30° tilt, 360° rotation
- Precision die metal cast trim ring
- Friction clip retention

Housings	Max Lamp Compatibility
H99ICAT	40W R16
E4ICATSB	40W R16, 45W PAR16

Compatible with Halogen, Incandescent, LED* or CFL* lamps

998P
White Eyeball, White Trim

998SN
Satin Nickel Eyeball,
Satin Nickel Trim

998TBZ
Tuscan Bronze Eyeball,
Tuscan Bronze Trim

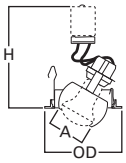

Dimensions**
A: 2-1/4" [56mm]
H: 3-1/4" [83mm]
OD: 5" [129mm]

*UL1993 listed LED & CFL equivalent lamps permitted. Consult lamp manufacturer for conditions of use. Eaton does not warranty the lamp.
****Key: A:** Luminous Aperture, **H:** Height, **OD:** Trim Outside Diameter

E26 Screw Base Trims

IC Housings: H99ICAT • E4ICATSB

4002 White Eyeball – 30° Tilt

- Adjustable eyeball for R16 and PAR16 lamps only
- Formed metal trim ring
- Friction clip retention

Housings	Max Lamp Compatibility
H99ICAT	40W R16
E4ICATSB	40W R16, 45W PAR16

Compatible with Halogen, Incandescent, LED* or CFL* lamps

4002
White Eyeball, White Trim



Dimensions**
A: 2-1/8" [54mm]
OD: 5" [129mm]

Lenses & Wet Location Showerlights

951 Prismatic Glass Lens with Full Cone Reflector

Showerlight

- Wet location listed for use as Showerlight
- Non-conductive, non-corrosive polymer trim
- Prismatic glass lens
- Full reflector for greatest light distribution
- Friction clip retention
- For use with H99 series housings only
- Shower trim front is non-electrically conductive "dead-front"

Housings	Max Lamp Compatibility
H99ICAT	35W PAR20, 30W R20, (50W PAR20 with H1999 Socket Extender)

Compatible with Halogen, Incandescent, LED* or CFL* lamps

951PS
Full Reflector and Glass Lens, White Trim

951SNS
Full Reflector and Glass Lens, Satin Nickel Trim

951TBZS
Full Reflector and Glass Lens, Tuscan Bronze Trim

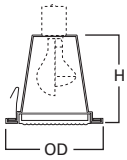

Dimensions**
H: 4-1/2" [114mm]
OD: 5" [129mm]

Accessory - H1999 (H99ICAT Only)

Socket Extender

952 Frosted Dome Lens with Cut-Cone Reflector

Showerlight

- Wet location listed for use as Showerlight
- Frosted glass dome shower light
- Non conductive, non corrosive polymer trim ring
- High wall coverage in showers and baths from dome lens
- Friction clip retention
- Shower trim front is non-electrically conductive "dead-front"

Housings	Max Lamp Compatibility
H99ICAT	35W PAR20, 30W R20, (50W PAR20 with H1999 Socket Extender)
E4ICATSB	35W PAR20, 30W R20

Compatible with Halogen, Incandescent, LED* or CFL* lamps

952PS
Dome Lens, White Trim

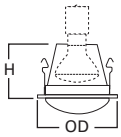

Dimensions**
H: 2-5/8" [66mm]
OD: 5" [129mm]

Accessory - H1999 (H99ICAT Only)

Socket Extender

4055 Prismatic Glass Lens with Cut-Cone Reflector

Showerlight

- Wet location listed for use as Showerlight
- Prismatic glass lens
- Friction clip retention
- Non conductive, non corrosive polymer trim ring
- Shower trim front is non-electrically conductive "dead-front"

Housings	Max Lamp Compatibility
H99ICAT	30W R20, 35W PAR20
E4ICATSB	

Compatible with Halogen, Incandescent, LED* or CFL* lamps

4055
Flat Glass Lens, White Trim

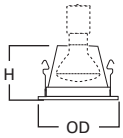

Dimensions**
H: 2-5/8" [67mm]
OD: 5" [129mm]

945 Metropolitan Ice Light

- Frosted glass trim in natural or blue
- For general down lighting
- Friction clip retention

Housings	Max Lamp Compatibility
H99ICAT	30W R20
E4ICATSB	35W PAR20, 30W R20

Compatible with Halogen, Incandescent, LED* or CFL* lamps

945
Frosted Glass

945B
Frosted Blue Glass

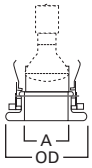

Dimensions**
H: 2-1/8" [54mm]
OD: 5" [129mm]

*UL1993 listed LED & CFL equivalent lamps permitted. Consult lamp manufacturer for conditions of use. Eaton does not warranty the lamp.
****Key: A:** Luminous Aperture, **H:** Height, **OD:** Trim Outside Diameter

Specifications, compliances and dimensions subject to change without notice

E26 Screw Base Non-IC Housing

H99TAT

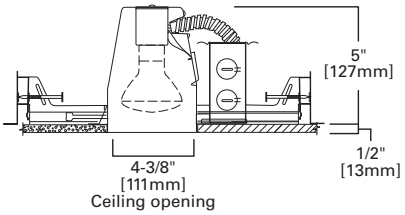

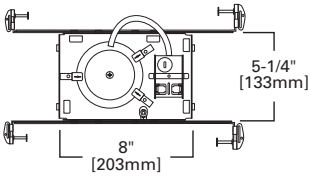

H99TAT

4" Non-IC, Air-Tite, Shallow New Construction Housing, 120V

The H99TAT is a Non-IC Air-Tite™ housing for providing accent, task, and general lighting. The H99T is designed for use in non-insulated ceiling but if insulation is present it MUST be kept 3" from all sides of the housing. Non-IC housing is Air-Tite™ code compliant. May be retrofit with compatible Halo LED lighting systems.

Special Features

- Got Nail!™ bar hangers
- Pass-N-Thru™ bars
- Slide-N-Side™ junction box
- Quick Connect™ push wire nuts
- Air-Tite™ code compliant

Compatible Trims

945	990	996	999	4002	4013
951	992	998	4001	4003	4055
953	993				

Features

Housing
Formed of CRS with white powder coat finish.
- Housing adjusts for ceilings up to 1" thick

Plaster Frame
Galvanized steel construction. The housing can be removed from plaster frame to provide access to the junction box. Plaster frame features include:
- Patented regressed locking screw positioned for securing hanger bars from below the ceiling
- Cutouts for easily crimping hanger bars in position
- Halo name embossed on plaster frame

Includes:
- Got Nail!™ bar hangers (Details Pg. 7)
- Pass-N-Thru™ bars (Details Pg. 7)
- Slide-N-Side™ junction box wire traps (Details Pg. 7)
- Quick Connect™ push wire nuts (Details Pg. 7)
- Air-Tite™ code compliant (Details Pg. 7)

Socket
Fixed position porcelain socket with nickel plated brass screw shell provides consistent lamp positioning

Thermal Protector
Self resetting thermal protector deactivates fixture if overheating occurs due to improper lamping or misapplied insulation

Trims
Halo Fit-All concept offers multiple trim options in a variety of design styles, and functional beam distributions to control beam angle and lumen delivery in accommodating various lamp types including Halogen, CFL and LED

Compliance
- cULus Listed 1598 luminaire
- cULus Listed damp location
- cULus Listed for wet location, covered ceiling, with select trims
- cULus Listed for feed through
- RoHS compliant
- Air-Tite code compliant. Certified under ASTM E283; not exceeding 2.0 cfm (0.944 L/s) air leakage rate tested at a 1.57 psf (75 Pa) pressure differential
- IP rated (Improper Lamp)

E26 Screw Base Non-IC Housing

H99RTAT

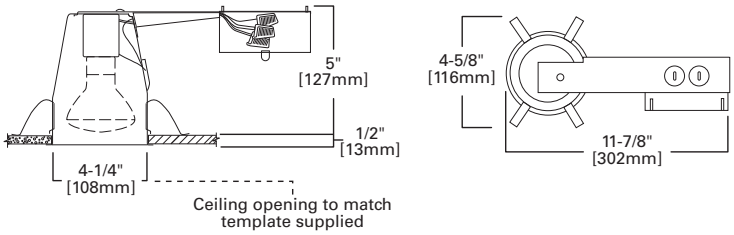

H99RTAT

4" Non-IC, Shallow Remodel Housing, 120V

The H99RTAT is a Non-IC Air-Tite™ housing for providing accent, task, and general lighting. The H99RTAT is designed for use in non-insulated existing ceilings. Non-IC housing is Air-Tite™ code compliant. If insulation is present it must be kept 3 inches away from all sides of housing. For installation from below the ceiling. May be retrofit with compatible Halo LED lighting systems.

Special Features

Quick Connect™ push wire nuts
Air-Tite™ code compliant

Compatible Trims

945	953	993	4001	4013
951	990	998	4002	4055
952	992	999	4003	

Features

Housing
- Formed of CRS with white powder coat finish
- For installation from below the finished ceiling

Remodel Clips
Four remodel clips secure housing and accommodates 1/2" and 5/8" ceiling materials

Junction Box
- Seven 1/2" trade size conduit knockouts with true pry-out slots
- Four pry-outs with integral strain relief for non-metallic (NM) sheathed cable

Includes:
- Quick Connect™ push wire nuts (Details Pg. 7)
- Air-Tite™ code compliant (Details Pg. 7)

Socket
Fixed position porcelain socket with nickel plated brass screw shell provides consistent lamp positioning

Thermal Protector
Self resetting thermal protector deactivates fixture if overheating occurs due to improper lamping or misapplied insulation

Trims
Halo Fit-All concept offers multiple trim options in a variety of design styles, and functional beam distributions to control beam angle and lumen delivery in accommodating various lamp types including Halogen, CFL and LED

Compliance
- cULus Listed 1598 luminaire
- cULus Listed damp location
- cULus Listed for wet location, covered ceiling,with select trims
- Air-Tite code compliant. Certified under ASTM E283; not exceeding 2.0 cfm (0.944 L/s) air leakage rate tested at a 1.57 psf (75 Pa) pressure differential
- RoHS compliant
- IP rated (Improper Lamp)

Specifications, compliances and dimensions subject to change without notice

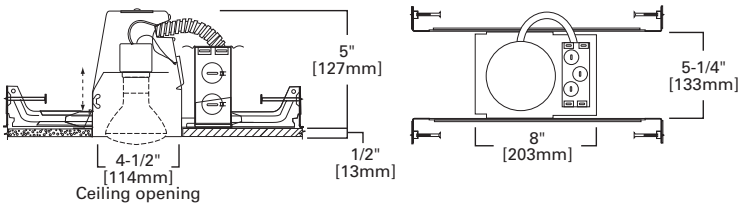

E4TATSB

4" Non-IC, Air-Tite, Shallow New Construction Housing, 120V

The E4TATSB is a Non-IC Air-Tite™ housing optimized and listed for EISA compliant tungsten-halogen lamps, CFL and LED lamps, as well as incandescent. Housing features an adjustable socket bracket, and is suitable for residential or commercial applications. Installation in non-insulated ceilings with Air-Tite code compliant construction. If insulation is present it must be kept 3" from all sides of the housing. May be retrofit with compatible Halo LED lighting systems.

Special Features

All-Nail!™ bar hangers
Quick Connect™ push wire nuts
Air-Tite™ code compliant

Compatible Trims

945	992	996	999	4002	4010
953	993	998	4001	4003	4055
990					

Features

Housing
- Die-formed CRS with gray powder coat finish

Junction Box
- Seven conduit knockouts are uniform 1/2" size with true pry-out slots
- Four pry-outs with integral strain relief simplify non-metallic (NM) sheathed cable installation
- Three quick connect wire connectors included

Plaster Frame
- Housing is secured in plaster frame with spring barbs
- The housing can be removed from the plaster frame to provide access to the junction box

Includes:
- All-Nail!™ bar hangers (Details Pg. 11)
- Quick Connect™ push wire nuts (Details Pg. 7)
- Air-Tite™ code compliant (Details Pg. 7)

Socket
Adjustable position bracket with porcelain socket and nickel plated brass screw shell provides flexibility in lamp positioning

Thermal Protector
Self resetting thermal protector deactivates fixture if overheating occurs due to improper lamping or misapplied insulation

Trims
Halo Fit-All concept offers multiple trim options in a variety of design styles, and functional beam distributions to control beam angle and lumen delivery in accommodating various lamp types

Compliance
- cULus Listed 1598 luminaire
- cULus Listed damp location
- cULus Listed for wet location, covered ceiling, with select trims
- RoHS compliant
- Air-Tite code compliant. Certified under ASTM E283; not exceeding 2.0 cfm (0.944 L/s) air leakage rate tested at a 1.57 psf (75 Pa) pressure differential

E26 Screw Base Non-IC Housing

E4RTATSB

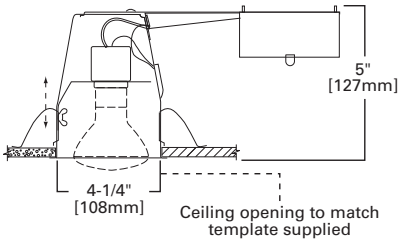

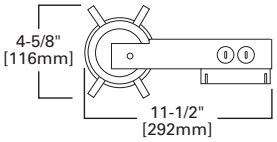

E4RTATSB

4" Non-IC, Air-Tite, Shallow Remodel Housing, 120V

The E4RTATSB is a remodel Non-IC Air-Tite™ housing optimized and listed for EISA compliant tungsten-halogen lamps, CFL and LED lamps as well as incandescent. Housing features an adjustable socket bracket, and is suitable for residential or commercial applications. Installation in non-insulated ceilings with Air-Tite code compliant construction. If insulation is present it must be kept 3" from all sides of the housing. May be retrofit with compatible Halo LED lighting systems.

Special Features

Quick Connect™ push wire nuts
Air-Tite™ code compliant

Compatible Trims

945	990	998	4002	4010
952	992	999	4003	4055
953	993	4001		

Features

Housing
- Die-formed CRS with gray powder coat finish
- For installation from below the finished ceiling

Remodel Clips
Four remodel clips secure housing and accommodates 1/2" and 5/8" ceiling materials

Junction Box
- Seven conduit knockouts are uniform 1/2" size with true pry-out slots
- Four pry-outs with integral strain relief simplify non-metallic (NM) sheathed cable installation
- Three quick connect wire connectors included

Includes:
- Quick Connect™ push wire nuts (Details Pg. 7)
- Air-Tite™ code compliant (Details Pg. 7)

Socket
Adjustable position porcelain socket with nickel plated brass screw shell provides flexibility in lamp positioning

Thermal Protector
Self resetting thermal protector deactivates fixture if overheating occurs due to improper lamping or misapplied insulation

Trims
Halo Fit-All concept offers multiple trim options in a variety of design styles, and functional beam distributions to control beam angle and lumen delivery in accommodating various lamp types

Compliance
- cULus Listed 1598 luminaire
- cULus Listed for damp location
- cULus Listed for wet location, with select trims
- RoHS compliant
- Air-Tite code compliant. Certified under ASTM E283; not exceeding 2.0 cfm (0.944 L/s) air leakage rate tested at a 1.57 psf (75 Pa) pressure differential

Specifications, compliances and dimensions subject to change without notice

Reflectors

999 Precision Metal Reflector

- Precision die cast metal trim ring with metal reflector
- For general down lighting
- Friction clip retention

Housings	Max Lamp Compatibility
H99TAT	40W R16, 50W R20, 50W PAR20
H99RTAT	
E4TATSB	40W R16, 50W R20
E4RTATSB	40W R16, 50W R20, 50W PAR20

Compatible with Halogen, Incandescent, LED* or CFL* lamps

999MB
Specular Black Reflector, White Trim

999RG
Residential Gold Reflector, White Trim

999P
Specular Clear Reflector, White Trim

999W
White Reflector, White Trim

999H
Haze Reflector, White Trim

999SN
Satin Nickel Reflector, Satin Nickel Trim

999TBZ
Tuscan Bronze Reflector, Tuscan Bronze Trim

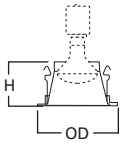

Dimensions**
H: 2-5/8" [67mm]
OD: 5" [129mm]

4003 Reflector

- Specular clear reflector
- Formed metal trim ring
- Friction clip retention

Housings	Max Lamp Compatibility
H99TAT	40W A19, 50W PAR20, 40W R16, 50W R20
H99RTAT	
E4TATSB	40W A19, 40W R16, 50W R20
E4RTATSB	40W A19, 50W PAR20, 40W R16, 50W R20

Compatible with Halogen, Incandescent, LED* or CFL* lamps

4003
Specular Reflector, White Trim

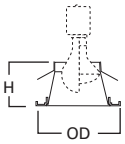

Dimensions**
H: 2-1/2" [63mm]
OD: 5" [127mm]

Baffles

953 Precision Metal Baffle

- Precision die cast metal trim ring with metal baffle
- For general down lighting
- Friction clip retention

Housings	Max Lamp Compatibility
H99TAT	50W PAR20, 40W R16, 50W R20
H99RTAT	
E4TATSB	40W R16, 50W R20
E4RTATSB	50W PAR20, 40W R16, 50W R20

Compatible with Halogen, Incandescent, LED* or CFL* lamps

953W
White Baffle, White Trim



953P
Black Baffle, White Trim

953SN
Satin Nickel Baffle, Satin Nickel Trim

953TBZ
Tuscan Bronze Baffle, Tuscan Bronze Trim

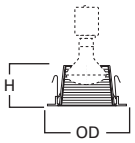

Dimensions**
H: 2-1/2" [63mm]
OD: 5" [129mm]

990 Pinhole Trim

- Precision die cast metal trim ring
- Pinhole aperture for accent lighting
- Friction clip retention

Housings	Max Lamp Compatibility
H99TAT	40W A19, 50W PAR20, 40W R16, 50W R20
H99RTAT	
E4TATSB	40W A19, 50W PAR20, 50W R20
E4RTATSB	40W A19, 50W PAR20

Compatible with Halogen, Incandescent, LED* or CFL* lamps

990P
White Pinhole Trim

990SN
Satin Nickel Pinhole Trim

990TBZ
Tuscan Bronze Pinhole Trim

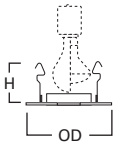

Dimensions**
H: 1-3/4" [44mm]
OD: 5" [129mm]

*UL1993 listed LED & CFL equivalent lamps permitted. Consult lamp manufacturer for conditions of use. Eaton does not warranty the lamp.
****Key: A:** Luminous Aperture, **H:** Height, **OD:** Trim Outside Diameter

E26 Screw Base Trims

Non-IC Housings: H99TAT • H99RTAT • E4TATSB • E4RTATSB

992 Wall Wash with Coilex® Baffle

- Eyelid wall wash
- Coilex® phenolic baffle
- Precision die metal cast trim ring
- 360° rotation in housing allows trim to be aimed at wall
- Friction clip retention

Housings	Max Lamp Compatibility
H99TAT	40W A19, 40W R16, 50W R20
H99RTAT	40W A19, 50W PAR20, 40W R16, 50W R20
E4TATSB	40W A19, 50W PAR20
E4RTATSB	50W PAR20

Compatible with Halogen, Incandescent, LED* or CFL* lamps

992W
White Eyelid and Baffle, White Trim

992P
White Eyelid, Black Baffle, White Trim

992SN
Satin Nickel Eyelid, Black Baffle, Satin Nickel Trim

992TBZ
Tuscan Bronze Eyelid, Black Baffle, Tuscan Bronze Trim

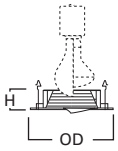

Dimensions**
H: 1-1/4" [32mm]
OD: 5" [129mm]

993 Coilex® Baffle

- Precision die cast metal trim ring with Coilex® phenolic baffle
- For general down lighting
- Friction clip retention

Housings	Max Lamp Compatibility
H99TAT	50W PAR20, 40W R16, 50W R20
H99RTAT	
E4TATSB	
E4RTATSB	

Compatible with Halogen, Incandescent, LED* or CFL* lamps

993W
White Baffle, White Trim

993P
Black Baffle, White Trim

993SN
Black Baffle, Satin Nickel Trim

993TBZ
Black Baffle, Tuscan Bronze Trim

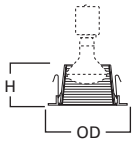

Dimensions**
H: 2-1/2" [63mm]
OD: 5" [129mm]

4001 Plastic Baffle

- Step plastic baffle
- Formed metal trim ring
- Friction clip retention

Housings	Max Lamp Compatibility
H99TAT	50W PAR20, 50W R20
H99RTAT	
E4TATSB	50W PAR20, 40W R16, 50W R20
E4RTATSB	

Compatible with Halogen, Incandescent, LED* or CFL* lamps

4001WB
White Baffle, White Trim

4001BB
Black Baffle, White Trim

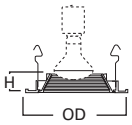

Dimensions**
H: 1-1/8" [28mm]
OD: 5" [129mm]

4010 Metal Baffle

- Metal baffle
- Friction clip retention
- Formed metal trim ring

Housings	Max Lamp Compatibility
E4TATSB	50W PAR20, 40W R16, 50W R20
E4RTATSB	

Compatible with Halogen, Incandescent, LED* or CFL* lamps

4010WB
White Baffle, White Trim

4010BB
Black Baffle, White Trim

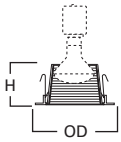

Dimensions**
H: 2-5/8" [67mm]
OD: 5" [129mm]

*UL1993 listed LED & CFL equivalent lamps permitted. Consult lamp manufacturer for conditions of use. Eaton does not warranty the lamp.
****Key: A:** Luminous Aperture, **H:** Height, **OD:** Trim Outside Diameter

Specifications, compliances and dimensions subject to change without notice

4013 Full Cone Metal Baffle, Self-flange

- Self-flange metal baffle
- Friction clip retention
- For use with H99 series housings only

Housings	Max Lamp Compatibility
H99TAT	**4013WB:** 40W A19, 50W PAR20, 50W R20
H99RTAT	**4013BB:** 50W PAR20, 45W R20

Compatible with Halogen, Incandescent, LED* or CFL* lamps

4013WB
White Baffle, White Trim

4013BB
Black Baffle, White Trim

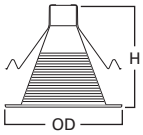

Dimensions**
H: 4-1/2" [114mm]
OD: 5" [129mm]

Adjustable – Eyeballs & Gimbals

996 Adjustable Eyeball – 15° Tilt

- Adjustable eyeball for use with PAR20 lamps only
- 15° tilt, 360° rotation
- Precision die metal cast trim ring
- Friction clip retention

Housings	Max Lamp Compatibility
H99TAT	50W PAR20
E4TATSB	

Compatible with Halogen, Incandescent, LED* or CFL* lamps

996P
White Eyeball, White Trim

996SN
Satin Nickel Eyeball,
Satin Nickel Trim

996TBZ
Tuscan Bronze Eyeball,
Tuscan Bronze Trim

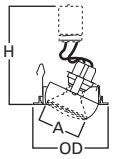

Dimensions**
A: 3-3/4" [94mm]
H: 3-1/2" [88mm]
OD: 5" [129mm]

998 Adjustable Eyeball – 30° Tilt

- Adjustable eyeball for PAR16 and R16 lamps only
- 30° tilt, 360° rotation
- Precision die metal cast trim ring
- Friction clip retention

Housings	Max Lamp Compatibility
H99TAT	40W R16, 60W PAR16
H99RTAT	
E4TATSB	
E4RTATSB	

Compatible with Halogen, Incandescent, LED* or CFL* lamps

998P
White Eyeball, White Trim

998SN
Satin Nickel Eyeball,
Satin Nickel Trim

998TBZ
Tuscan Bronze Eyeball,
Tuscan Bronze Trim

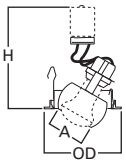

Dimensions**
A: 2-1/4" [56mm]
H: 3-1/4" [83mm]
OD: 5" [129mm]

4002 White Eyeball – 30° Tilt

- Formed metal trim ring
- Adjustable eyeball trim for R16 and PAR16 lamps only
- Friction clip retention

Housings	Max Lamp Compatibility
H99TAT	45W PAR16, 40W R16
H99RTAT	
E4TATSB	
E4RTATSB	

Compatible with Halogen, Incandescent, LED* or CFL* lamps

4002
White Eyeball, White Trim

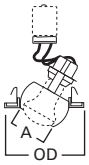

Dimensions**
A: 2-1/8" [54mm]
OD: 5" [127mm]

*UL1993 listed LED & CFL equivalent lamps permitted. Consult lamp manufacturer for conditions of use. Eaton does not warranty the lamp.
****Key: A:** Luminous Aperture, **H:** Height, **OD:** Trim Outside Diameter

E26 Screw Base Trims

Non-IC Housings: H99TAT • H99RTAT • E4TATSB • E4RTATSB

Lenses & Wet Location Showerlights

951 Prismatic Glass Lens with Full Cone Reflector

Showerlight

- Wet location listed for use as Showerlight
- Non-conductive, non-corrosive polymer trim
- Prismatic glass lens
- Full reflector for greatest light distribution
- Friction clip retention
- For use with H99 series housings only
- Shower trim front is non-electrically conductive "dead-front"

Housings	Max Lamp Compatibility
H99TAT	40W A19, 50W R20, 50W PAR20
H99RTAT	

Compatible with Halogen, Incandescent, LED* or CFL* lamps

951PS
Full Reflector and Glass Lens, White Trim

951SNS
Full Reflector and Glass Lens, Satin Nickel Trim

951TBZS
Full Reflector and Glass Lens, Tuscan Bronze Trim

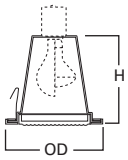

Dimensions**
H: 4-1/2" [114mm]
OD: 5" [129mm]

952 Frosted Dome Lens with Cut-Cone Reflector

Showerlight

- Frosted glass dome Showerlight
- Wet location listed
- Non conductive, non corrosive polymer trim ring
- High wall coverage in showers and baths from dome lens
- Friction clip retention
- Shower trim front is non-electrically conductive "dead-front"

Housings	Max Lamp Compatibility
H99TAT	40W A19, 50W R20, 50W PAR20
H99RTAT	
E4TATSB	
E4RTATSB	

Compatible with Halogen, Incandescent, LED* or CFL* lamps

952PS
Dome Lens, White Trim

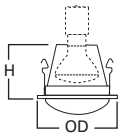

Dimensions**
H: 2-5/8" [66mm]
OD: 5" [129mm]

4055 Prismatic Glass Lens with Cut-Cone Reflector

Showerlight

- Lens wet location trim
- Friction clip retention
- Shower trim front is non-electrically conductive "dead-front"

Housings	Max Lamp Compatibility
H99TAT	40W A19, 50W PAR20, 50W R20
H99RTAT	
E4TATSB	
E4RTATSB	

Compatible with Halogen, Incandescent, LED* or CFL* lamps

4055
Flat Glass Lens, White Trim

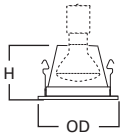

Dimensions**
H: 2-5/8" [67mm]
OD: 5" [129mm]

945 Metropolitan Ice Light

- Frosted glass trim in natural or blue
- For general down lighting
- Friction clip retention

Housings	Max Lamp Compatibility
H99TAT	
H99RTAT	50W PAR20, 50W R20
E4TATSB	
E4RTATSB	50W PAR20

Compatible with Halogen, Incandescent, LED* or CFL* lamps

945
Frosted Glass



945B
Frosted Blue Glass

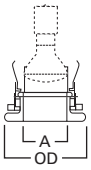

Dimensions**
H: 2-1/8" [54mm]
OD: 5" [129mm]

*UL1993 listed LED & CFL equivalent lamps permitted. Consult lamp manufacturer for conditions of use. Eaton does not warranty the lamp.
****Key: A:** Luminous Aperture, **H:** Height, **OD:** Trim Outside Diameter

Specifications, compliances and dimensions subject to change without notice

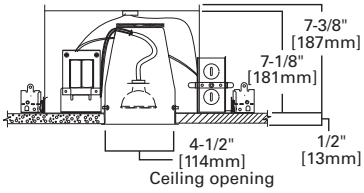

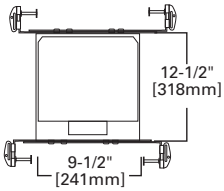

H1499ICAT

4" IC, Air-Tite, New Construction, 120V – 12V Low Voltage, MR16

H1499ICAT housing features an integral low voltage magnetic transformer that supplies 12 volts to MR16 lamps. The H1499ICAT is for installations where the housing will be in direct contact with insulation*. Air-Tite™ housing designed to restrict air flow between conditioned spaces and unconditioned areas.

Special Features

- Got Nail!™ bar hangers
- Pass-N-Thru™ bars
- Slide-N-Side™ junction box
- Quick Connect™ push wire nuts
- Air-Tite™ code compliant

Compatible Trims

1419	1421	1493	1496	1498	1946
1420	1453	1495	1497	1945	1951

Features

Housing
- Double wall aluminum construction for greater heat dissipation
- Designed for insulated ceilings in direct contact with insulation* (May also be installed in non-insulated ceilings)

Plaster Frame
- Galvanized steel die-formed construction
- The inner housing can be removed from plaster frame to provide access to the junction box
- Plaster frame features include:
  - Regressed locking screw positioned for securing hanger bars from below the ceiling
  - Cutouts for easily crimping hanger bars in position
  - Air-Tite aperture gasket is pre-installed
  - Halo identity embossed on plaster frame

Includes:
- Got Nail!™ bar hangers (Details Pg. 7)
- Pass-N-Thru™ bars (Details Pg. 7)
- Slide-N-Side™ junction box wire traps (Details Pg. 7)
- Quick Connect™ push wire nuts (Details Pg. 7)
- Air-Tite™ code compliant (Details Pg. 7)

Socket
GU5.3 socket with reflector plate for bi-pin 12V MR16 lamps

Thermal Protector
Self resetting thermal protector deactivates fixture if overheating occurs due to improper lamping

Transformer
Integral 120V magnetic transformer steps line voltage down to 12V lamp operating voltage. For MR16 lamps up to 50W.

Compliance
- cULus Listed 1598 luminaire
- cULus Listed damp location
- cULus Listed for wet location, covered ceiling, with select trims
- cULus Listed for feed through
- cULus Listed for direct contact with insulation* and combustible material
- Air-Tite code compliant. Certified under ASTM E283; not exceeding 2.0 cfm (0.944 L/s) air leakage rate tested at a 1.57 psf (75 Pa) pressure differential

*Not to be used in direct contact with spray foam insulation (consult NEMA LSD57-2013)

Low Voltage MR16 Non-IC Housing

H1499TAT

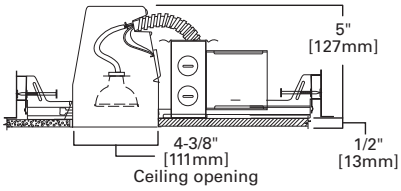

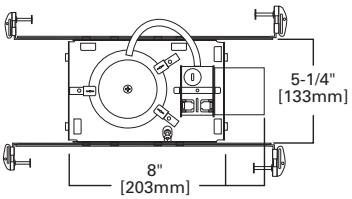

H1499TAT

4" Non-IC, Air-Tite, Shallow New Construction, 120 – 12V Low Voltage, MR16

H1499TAT is a Non-IC Air-Tite™ housing with an integral low voltage magnetic transformer that supplies 12 volts to MR16 lamps. The H1499TAT is designed for use in non-insulated ceilings. If insulation is present it must be kept 3 inches away from all sides of housing. Non-IC housing is Air-Tite™ to meet restricted airflow code requirements.

Special Features

- Got Nail!™ bar hangers
- Pass-N-Thru™ bars
- Slide-N-Side™ junction box
- Quick Connect™ push wire nuts
- Air-Tite™ code compliant

Compatible Trims

1419	1421	1493	1496	1498	1946
1420	1453	1495	1497	1945	1951

Features

Housing
Formed of CRS with white powder coat finish

Plaster Frame
- Galvanized steel die-formed construction
- The housing can be removed from plaster frame to provide access to the junction box
- Plaster frame features include:
  - Regressed locking screw positioned for securing hanger bars from below the ceiling
  - Cutouts for easily crimping hanger bars in position
  - Halo identity embossed on plaster frame

Includes:
- Got Nail!™ bar hangers (Details Pg. 7)
- Pass-N-Thru™ bars (Details Pg. 7)
- Slide-N-Side™ junction box wire traps (Details Pg. 7)
- Quick Connect™ push wire nuts (Details Pg. 7)
- Air-Tite™ code compliant (Details Pg. 7)

Socket
GU5.3 socket with reflector plate for bi-pin 12V MR16 lamps

Transformer
Integral 120V magnetic transformer steps line voltage down to 12V lamp operating voltage. For MR16 lamps up to 50W.

Thermal Protector
Self resetting thermal protector deactivates fixture if overheating occurs due to improper lamping or misapplied insulation

Compliance
- cULus Listed 1598 luminaire
- cULus Listed damp location
- cULus Listed for wet location, covered ceiling, with select trims
- cULus Listed for feed through
- Air-Tite code compliant. Certified under ASTM E283; not exceeding 2.0 cfm (0.944 L/s) air leakage rate tested at a 1.57 psf (75 Pa) pressure differential
- IP rated (Improper Lamp)

Specifications, compliances and dimensions subject to change without notice

Low Voltage MR16 Non-IC Housing

H1499TCP

4 INCH

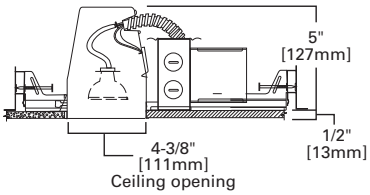

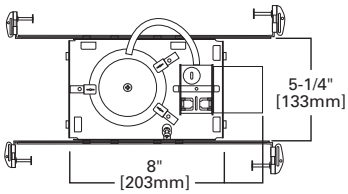

H1499TCP

4" Non-IC, New Construction, 120V/277V – 12V Low Voltage, MR16, Chicago Plenum

H1499TCP is a Non-IC housing designed for non-insulated Chicago Plenum rated ceilings. H1499TCP features an integral low voltage dual-tap 120V/277V transformer that supplies 12 volts to MR16 lamps. H1499TCP is for non-insulated ceilings. If installed in insulated ceilings, insulation must be kept 3 inches away from all sides of housing.

Special Features

Got Nail!™ bar hangers
Pass-N-Thru™ bars
Quick Connect™ push wire nuts

Compatible Trims

1419	1421	1493	1496	1498	1946
1420	1453	1495	1497	1945	1951

Features

Housing
Formed of CRS with white powder coat finish

Plaster Frame
- Galvanized steel die-formed construction
- The housing can be removed from plaster frame to provide access to the junction box
- Plaster frame features include:
  - Regressed locking screw positioned for securing hanger bars from below the ceiling
  - Cutouts for easily crimping hanger bars in position
  - Halo identity embossed on plaster frame

Junction Box:
- Positioned to accommodate straight conduit runs
- Six 1/2" trade size conduit knockouts
- Gasketed junction box per Chicago Plenum standards

Includes:
- Got Nail!™ bar hangers (Details Pg. 7)
- Pass-N-Thru™ bars (Details Pg. 7)
- Quick Connect™ push wire nuts (Details Pg. 7)
- Chicago Plenum

Transformer
Integral 120/277V dual-tap magnetic transformer steps line voltage down to 12V nominal lamp operating voltage. Rated for 50W max. Housing ships as 277V model with 120V transformer wire lead capped. For use in 120V systems, simply cap the 277V wire lead and use 120V lead (refer to wiring diagram).

Socket
GU5.3 socket with reflector plate for bi-pin 12V MR16 lamps

Thermal Protector
Self resetting thermal protector deactivates fixture if overheating occurs due to improper lamping

Compliance
- cULus Listed damp location
- cULus Listed for wet location, covered ceiling, with select trims
- cULus Listed for feed through
- City of Chicago Plenum

Low Voltage MR16 Non-IC Housing

H1499RTAT

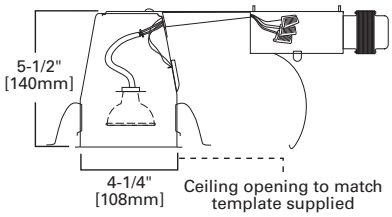

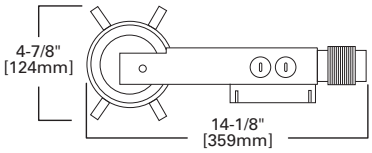

H1499RTAT

4" Non-IC, Shallow Remodel 120V – 12V Low Voltage, MR16

H1499RTAT is a Non-IC Air-Tite™ remodel housing with an integral low voltage magnetic transformer that supplies 12 volts to MR16 lamps. The H1499RTAT is designed for use in non-insulated existing ceilings. If insulation is present it must be kept 3 inches away from all sides of housing. For installation from below the ceiling. Non-IC housing is Air-Tite™ to meet restricted air flow requirements.

RoHS Compliant

c UL us LISTED

air-tite™

Special Features

Quick Connect™ push wire nuts
Air-Tite™ code compliant

Compatible Trims

1419	1421	1493	1496	1498	1946
1420	1453	1495	1497	1945	1951

Features

Housing
Formed of CRS with white powder coat finish

Remodel Clips
Four remodel clips secure housing and accommodates 1/2" and 5/8" ceiling materials

Junction Box
- Seven 1/2" trade size conduit knockouts with true pry-out slots
- Four pry-outs with integral strain relief for non-metallic (NM) sheathed cable

Includes:
- Quick Connect™ push wire nuts (Details Pg. 7)
- Air-Tite™ code compliant (Details Pg. 7)

Socket
GU5.3 socket with reflector plate for bi-pin 12V MR16 lamps

Transformer
Integral 120V magnetic transformer steps line voltage down to 12V nominal lamp operating voltage. For MR16 lamps up to 50W.

Support Spring
Support spring helps support weight of junction box and transformer. Automatically adjusts for different ceiling materials.

Thermal Protector
Self resetting thermal protector deactivates fixture if overheating occurs due to improper lamping or misapplied insulation

Compliance
- cULus Listed 1598 luminaire
- cULus Listed damp location
- cULus Listed for wet location, covered ceiling, with select trims
- Air-Tite code compliant. Certified under ASTM E283; not exceeding 2.0 cfm (0.944 L/s) air leakage rate tested at a 1.57 psf (75 Pa) pressure differential

Specifications, compliances and dimensions subject to change without notice

Low Voltage MR16 Non-IC Housing

H1499T75

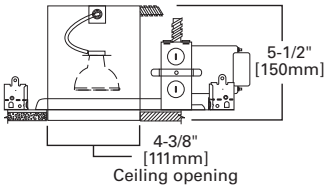

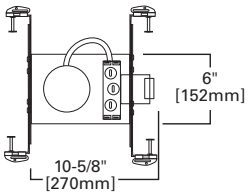

H1499T75

4" Non-IC, New Construction, 120V/277V – 12V Low Voltage, MR16

H1499T75 is a low voltage housing for providing accent, task, and general lighting with up to 75W 12V MR16 lamps. The H1499T75 features a dual-tap transformer for 120V or 277V input. H1499T75 is for non-insulated ceilings. If installed in insulated ceilings, insulation must be kept 3 inches away from all sides of housing.

RoHS Compliant

c UL us LISTED

Special Features

Got Nail!™ bar hangers
Slide-N-Side™ junction box
Quick Connect™ push wire nuts

Compatible Trims

1419	1421	1493	1496	1498	1946
1420	1453	1495	1497	1945	

Features

Housing
Formed of CRS with white powder coat finish

Plaster Frame
- Galvanized steel construction
- The housing can be removed from plaster frame to provide access to the junction box
- Plaster frame features include:
  - Regressed locking screw positioned for securing hanger bars from below the ceiling
  - Cutouts for easily crimping hanger bars in position
  - Halo name embossed on plaster frame

Includes:
- Got Nail!™ bar hangers (Details Pg. 7)
- Pass-N-Thru™ bars (Details Pg. 7)
- Slide-N-Side™ junction box wire traps (Details Pg. 7)
- Quick Connect™ push wire nuts (Details Pg. 7)

Transformer
Integral 120/277V dual-tap magnetic transformer steps line voltage down to 12V nominal lamp operating voltage. Rated for 50W max. Housing ships as 277V model with 120V transformer wire lead capped. For use in 120V systems, simply cap the 277V wire lead and use 120V lead (refer to wiring diagram).

Socket
GU5.3 socket with reflector plate for bi-pin 12V MR16 lamps

Thermal Protector
Self resetting thermal protector deactivates fixture if overheating occurs due to improper lamping

Compliance
- cULus Listed 1598 luminaire
- cULus Listed for damp location
- cULus Listed for wet location, covered ceiling, with select trims
- cULus Listed for feed through
- IP Rated (Improper Lamp)

Reflectors

1421 Precision Reflector – 35° Tilt

- Precision die cast metal trim ring with spun reflector cone
- Provides general illumination
- 35° Tilt
- Friction clip "cat paw" retention
- Clear cover glass included with each trim, for use with non-cover glass MR16 lamps

Housings		Max Lamp Compatibility
H1499TAT	H1499RTAT	50W 12V MR16
H1499ICAT	H1499TCP	
H1499T75		75W 12V MR16

1421MB
Black Specular Reflector, White Trim

1421W
White Reflector, White Trim

1421H
Haze Reflector, White Trim

1421C
Clear Specular Reflector, White Trim

1421RG
Residential Gold Reflector, White Trim

1421CG
Champagne Gold Reflector, White Trim

1421SN
Satin Nickel Reflector, Satin Nickel Trim

1421TBZ
Tuscan Bronze Reflector, Tuscan Bronze Trim

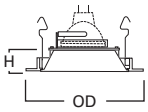

Dimensions**
H: 1-3/8" [33mm]
OD: 5" [129mm]

****Key: H:** Height, **OD:** Trim Outside Diameter

H4 Low Voltage Trims

Low Voltage Housings: H1499ICAT • H1499TAT • H1499TCP • H1499RTAT • H1499T75

Baffles

1493 Coilex® Baffle – 35° Tilt

- Precision die cast metal trim ring
- Coilex® phenolic baffle
- Provides general illumination
- 35° tilt
- Friction clip "cat paw" retention
- Clear cover glass included with each trim, for use with non-cover glass MR16 lamps

Housings	Max Lamp Compatibility
H1499TAT H1499RTAT	50W 12V MR16
H1499ICAT H1499TCP	
H1499T75	75W 12V MR16

1493W
White Coilex Baffle, White Trim

1493P
Black Coilex Baffle, White Trim

1493BC
Black Coilex Baffle, Black Chrome Trim

1493SN
Black Coilex Baffle, Satin Nickel Trim

1493TBZ
Black Coilex Baffle, Tuscan Bronze Trim

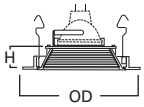

Dimensions**
H: 1-3/8" [33mm]
OD: 5" [129mm]

1453 Precision Metal Baffle – 35° Tilt

- Precision die cast metal trim ring with matching finish metal baffle
- Provides general illumination
- 35° tilt
- Friction clip "cat paw" retention
- Clear cover glass included with each trim, for use with non-cover glass MR16 lamps

Housings	Max Lamp Compatibility
H1499TAT H1499RTAT	50W 12V MR16
H1499ICAT H1499TCP	
H1499T75	75W 12V MR16

1453SN
Satin Nickel Baffle, Satin Nickel Trim

1453TBZ
Tuscan Bronze Baffle, Tuscan Bronze Trim

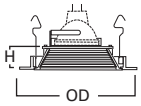

Dimensions**
H: 1-1/4" [30mm]
OD: 5" [129mm]

1419 Pinhole Baffle

- 1-7/8" pinhole opening
- Precision die cast metal trim ring with metal baffle
- For concentrated accent lighting
- Friction clip "cat paw" retention
- Clear cover glass included with each trim, for use with non-cover glass MR16 lamps

Housings	Max Lamp Compatibility
H1499TAT H1499RTAT	50W 12V MR16
H1499ICAT H1499TCP	
H1499T75	75W 12V MR16

1419W
White Baffle, White Trim

1419P
Black Baffle, White Trim

1419SN
Black Baffle, Satin Nickel Trim

1419TBZ
Black Baffle, Tuscan Bronze Trim

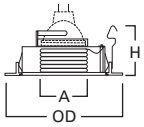

Dimensions**
A: 1-7/8" [46mm]
H: 1-3/8" [33mm]
OD: 5" [129mm]

Key: A: Luminous Aperture, **H:** Height, **OD:** Trim Outside Diameter

Specifications, compliances and dimensions subject to change without notice

Adjustable – Eyeballs & Gimbals

1420 Adjustable Slot Aperture – 35° Tilt

- Precision die cast metal trim ring with slot aperture
- For directional accent lighting
- 35° tilt, 360° rotation
- Friction clip "cat paw" retention
- Clear cover glass included with each trim, for use with non-cover glass MR16 lamps

Housings	Max Lamp Compatibility
H1499TAT H1499RTAT	50W 12V MR16
H1499ICAT H1499TCP	
H1499T75	75W 12V MR16

1420P
Slot Aperture, White Trim

1420SN
Slot Aperture, Satin Nickel Trim

1420TBZ
Slot Aperture, Tuscan Bronze Trim

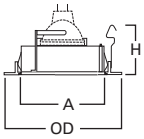

Dimensions**
A: 2-1/8" x 1-3/8" [53mm x 35mm]
H: 1-1/4" [32mm]
OD: 5" [129mm]

1495 Adjustable Gimbal – 30° Tilt

- Precision die cast metal trim ring and gimbal
- For directional accent lighting
- 30° tilt, 360° rotation
- Friction clip "cat paw" retention
- Clear cover glass included with each trim, for use with non-cover glass MR16 lamps

Housings	Max Lamp Compatibility
H1499TAT H1499RTAT	50W 12V MR16
H1499ICAT H1499TCP	
H1499T75	75W 12V MR16

1495
White Gimbal, White Trim

1495SN
Satin Nickel Gimbal, Satin Nickel Trim

1495TBZ
Tuscan Bronze Gimbal, Tuscan Bronze Trim

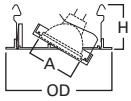

Dimensions**
A: 1-3/4" [44mm]
H: 1-1/4" [30mm]
OD: 5" [129mm]

1496 Retractable Elbow – 60° Tilt

- Precision die cast metal trim ring with matching finish retractable elbow
- For directional accent lighting
- 60° tilt, 360° rotation
- Friction clip "cat paw" retention
- Clear cover glass included with each trim, for use with non-cover glass MR16 lamps

Housings	Max Lamp Compatibility
H1499TAT H1499RTAT	50W 12V MR16
H1499ICAT H1499TCP	
H1499T75	75W 12V MR16

1496P
White Elbow, White Trim

1496SN
Satin Nickel Elbow, Satin Nickel Trim

1496TBZ
Tuscan Bronze Elbow, Tuscan Bronze Trim

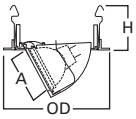

Dimensions**
A: 1-3/4" [44mm]
H: 1-1/8" [29mm]
OD: 5" [129mm]

1497 Adjustable Mirror Trim – 90° Tilt

- Precision die cast metal trim ring with 90° adjustable scoop
- For directional accent lighting – ideal for wall wash applications
- 90° tilt, 360° rotation
- Friction clip "cat paw" retention
- Clear cover glass included with each trim, for use with non-cover glass MR16 lamps

Housings	Max Lamp Compatibility
H1499TAT H1499RTAT	50W 12V MR16
H1499ICAT H1499TCP	
H1499T75	75W 12V MR16

1497P
White Scoop, White Trim

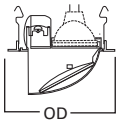

Dimensions**
OD: 5" [129mm]

Key: A: Luminous Aperture, **H:** Height, **OD:** Trim Outside Diameter

H4 Low Voltage Trims

Low Voltage Housings: H1499ICAT • H1499TAT • H1499TCP • H1499RTAT • H1499T75

1498 Adjustable Eyeball with Baffle – 30° Tilt

- Precision die cast metal trim ring with matching finish eyeball
- For directional accent lighting
- 30° tilt, 360° rotation
- Friction clip "cat paw" retention
- Clear cover glass included with each trim, for use with non-cover glass MR16 lamps

Housings	Max Lamp Compatibility
H1499TAT H1499RTAT	50W 12V MR16
H1499ICAT H1499TCP	
H1499T75	75W 12V MR16

1498W
White Eyeball, White Baffle, White Trim

1498P
White Eyeball, Black Baffle, White Trim

1498BC
Black Chrome Eyeball, Black Baffle, Black Chrome Trim

1498SN
Satin Nickel Eyeball, Black Baffle, Satin Nickel Trim

1498TBZ
Tuscan Bronze Eyeball, Black Baffle, Tuscan Bronze Trim

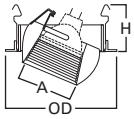

Dimensions**
A: 2" [51mm]
H: 2-5/8" [67mm]
OD: 5" [129mm]

Lenses & Wet Location Showerlights

1945 Metropolitan Ice Light

- Frosted glass trim in clear or blue
- Provides general illumination
- Friction clip retention
- Clear cover glass included with each trim, for use with non-cover glass MR16 lamps

Housings	Max Lamp Compatibility
H1499TAT H1499RTAT	50W 12V MR16
H1499TCP	
H1499ICAT	42W 12V MR16
H1499T75	75W 12V MR16

1945
Frosted Clear Glass



1945B
Frosted Blue Glass

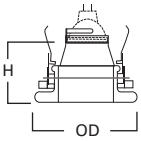

Dimensions**
H: 3-1/8" [79mm]
OD: 5-3/8" [135mm]

1946 Metropolitan Deco

- Polished metallic accents with translucent rings
- Provides general illumination
- Friction clip retention
- Clear cover glass included with each trim, for use with non-cover glass MR16 lamps

Housings	Max Lamp Compatibility
H1499TAT H1499RTAT	50W 12V MR16
H1499TCP	
H1499ICAT	42W 12V MR16
H1499T75	75W 12V MR16

1946BC
Black Chrome Accent, Translucent Ring

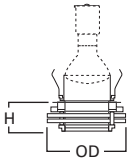

Dimensions**
H: 1-5/8" [41mm]
OD: 5-5/8" [143mm]

1951 Regressed Clear Lens Showerlight

Showerlight

- Wet location listed for use in showers
- Non-conductive, non-corrosive polymer trim and fixed clear glass lens
- Clear specular splay reflector
- 15° tilt, 360° rotation
- Friction clip retention

Housings	Max Lamp Compatibility
H1499TAT H1499ICAT	35W 12V MR16
H1499TCP	
H1499RTAT	50W 12V MR16

1951PS
Clear Specular Splay Reflector, White Trim

1951SNS
Clear Specular Splay Reflector, Satin Nickel Trim

1951TBZS
Clear Specular Splay Reflector, Tuscan Bronze Trim

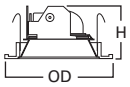

Dimensions**
H: 2-1/2" [63mm]
OD: 5" [129mm]

Key: A: Luminous Aperture, **H:** Height, **OD:** Trim Outside Diameter

Specifications, compliances and dimensions subject to change without notice

5 INCH

5" LED Housings 5-2

5" LED Modules
Adjustable 5-4
Downlight 5-8
Surface Mount 5-10
ML56 LED Downlighting System 5-12
ML56 LED Trims 5-15

5" E26 Screw Base
IC Housings 5-17
IC Trims 5-22
IC Housings – No Socket Bracket 5-31
IC Trims – No Socket Bracket 5-34
Non-IC Housings 5-44
Non-IC Trims 5-48
Non-IC Housings – No Socket Bracket 5-56
Non-IC Trims – No Socket Bracket 5-58

IC = Insulated Ceiling **Non-IC = Non-Insulated Ceiling**

LED Housing

H550ICAT

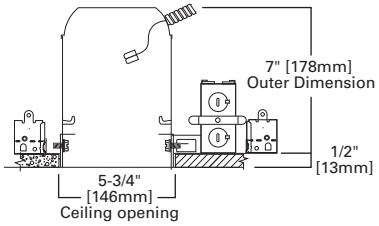

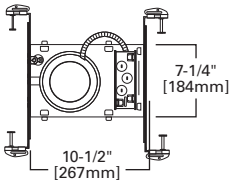

H550ICAT

5" IC, Air-Tite, New Construction, LED Housing

The H550ICAT is a dedicated LED new construction housing to be used with compatible Halo LED modules and trims. The H550ICAT is designed for insulated ceilings and can be in direct contact with ceiling insulation*. This Air-Tite housing design restricts airflow between conditioned spaces and unconditioned areas. The H550ICAT connector system provides high efficacy code compliance when used with a compatible Halo LED lighting systems.

Special Features

Got Nail!™ bar hangers
q-Channel bars with Pass-N-Thru™
Slide-N-Side™ junction box
Quick Connect™ push wire nuts
Air-Tite™ code compliant

Compatible LED Lighting Systems

ML56 with 59x Series Trims
SLD6
RL56
RA56
LT56

Features

Housing

- Single wall aluminum housing
- Designed for insulated ceilings in direct contact with insulation* (May also be installed in non-insulated ceilings)

Plaster Frame

- Galvanized steel die-formed construction
- Housing adjusts in plaster frame to accommodate up to 1-3/8" ceiling thickness
- Plaster frame features include:
  - Patented regressed locking screw positioned for securing hanger bars from below the ceiling
  - Cutouts for easily crimping hanger bars in position
  - Air-Tite™ aperture gasket is pre-installed
  - Halo identity embossed on plaster frame

Includes:

- Got Nail!™ bar hangers (Details Pg. 9)
- q-Channel bars with Pass-N-Thru™ (Details Pg. 9)
- Slide-N-Side™ junction box wire traps (Details Pg. 9)
- Quick Connect™ push wire nuts (Details Pg. 9)
- Air-Tite™ code compliant (Details Pg. 9)

LED Module Connection

- Halo LED modules install with a plug-in 120V/277V rated line voltage wiring connector (UL and CSA Listed luminaire disconnect)
- This non-screw base connection preserves the high efficacy rating and prevents use of low efficacy sources (see LED module specifications)
- LED connection is rated for 120V and 277V input. Installer must verify LED module voltage is compatible with the applicable voltage input. If uncertain, consult a qualified electrician.

Compliance

- cULus Listed 1598 luminaire
- cULus Listed for feed through
- cULus Listed for damp location
- cULus Listed for wet location, covered ceiling, with select trims
- cULus Listed for direct contact with insulation and combustible material*
- Air-Tite code compliant. Certified under ASTM E283; not exceeding 2.0 cfm (0.944 L/s) air leakage rate tested at a 1.57 psf (75 Pa) pressure differential.
- Rated for 20W maximum
- Use with designated HALO LED systems for ENERGY STAR® certification
- Can be used for State of California Title 24 high efficacy compliance with Title 20 Certified Halo LED
- Can be used for International Energy Conservation Code (IECC) high efficacy compliance with designated Halo LED modules and trims
- Refer to specification sheets online for additional compliance information
- RoHS compliant

*Not to be used in direct contact with spray foam insulation (Consult NEMA LSD57-2013)

Specifications, compliances and dimensions subject to change without notice

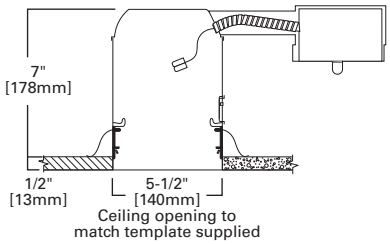

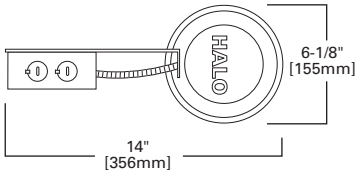

H550RICAT

5" IC, Air-Tite, Remodel, LED Housing

The H550RICAT is a dedicated LED remodel housing to be used with compatible Halo LED modules and trims. The H550RICAT is designed for remodel applications in insulated ceilings and can be in direct contact with ceiling insulation*. This Air-Tite housing design restricts airflow between conditioned spaces and unconditioned areas. The H550RICAT LED connector system provides high efficacy code compliance when used with compatible Halo LED lighting systems.

Can be used for IECC International Energy Conservation Code High Efficacy Compliance

T24 Can be used to comply with California Title 24 High Efficacy requirements

T20 Certified to California Title 20 Appliance Database

RoHS Compliant

c UL us LISTED

air-tite

Special Features

Quick Connect™ push wire nuts
Air-Tite™ code compliant

Compatible LED Lighting Systems

ML56 with 59x Series Trims
SLD6
RL56
RA56
LT56

Features

Housing
- Single wall aluminum housing
- Designed for insulated ceilings in direct contact with insulation* (May also be installed in non-insulated ceilings)
- For installation from below the finished ceiling Integral flange secures fixture against ceiling
- Halo identity embossed on can top

Junction Box
- Seven 1/2" trade size conduit knockouts with true pry-out slots
- Four type non-metallic (NM) cable pry-outs simplify installation

Includes:
- Quick Connect™ push wire nuts (Details Pg. 9)
- Air-Tite™ code compliant (Details Pg. 9)

Remodel Springs
Four remodel clips secure housing and accommodate 1/2" and 5/8" ceiling material

LED Module Connection
- Halo LED modules install with a plug-in 120V/277V rated line voltage wiring connector (UL and CSA Listed luminaire disconnect)
- This non-screw base connection preserves the high efficacy rating and prevents use of low efficacy sources (See LED module specifications)
- LED connection is rated for 120V and 277V input. Installer must verify LED module voltage is compatible with the applicable voltage input. If uncertain, consult a qualified electrician.

Compliance
- cULus Listed 1598 luminaire
- cULus Listed for feed through
- cULus Listed for damp location
- cULus Listed for wet location with select trims
- cULus Listed for direct contact with insulation and combustible material*
- Air-Tite code compliant. Certified under ASTM E283; not exceeding 2.0 cfm (0.944 L/s) air leakage rate tested at a 1.57 psf (75 Pa) pressure differential.
- Rated for 20W maximum
- Use with designated HALO LED systems for ENERGY STAR® certification
- Can be used for State of California Title 24 high efficacy compliance with Title 20 Certified Halo LED
- Can be used for International Energy Conservation Code (IECC) high efficacy compliance with designated Halo LED modules and trims
- Refer to specification sheets online for additional compliance information
- RoHS compliant

*Not to be used in direct contact with spray foam insulation (Consult NEMA LSD57-2013)

LED Adjustable

RA56

RA56069xxNFLWH

RA56069xxWH

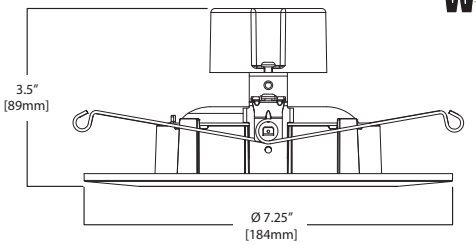

5"/6" LED Adjustable Gimbal – 5 Inch Application

The Halo RA56 LED adjustable gimbal series are retrofit LED modules for 5" and 6" aperture recessed downlights; suitable for new construction, retrofit and remodel. The RA56 gimbals feature adjustment of 35-degree tilt and up to 360-degree rotation. In addition the RA56 gimbals offer selection of narrow flood (NFL) and very wide flood (VWFL) models for beam distributions suitable for accent, task, grazing and general area lighting.

ENERGY STAR | T24 Can be used to comply with California Title 24 High Efficacy requirements | T20 Certified to California Title 20 Appliance Database | Can be used for IECC International Energy Conservation Code High Efficacy Compliance | RoHS Compliant | c UL us LISTED

Features

Mechanical - Module

- Module includes LED, heat sink, reflector, lens optic, baffle reveal, and trim ring
- Trim ring is sized to fit 5" and 6" recessed housing openings, and features a visually appealing graduated step design
- Durable die-cast aluminum construction
- Integrated heat sink design conducts heat away from the LED keeping the junction temperatures below specified maximums, even in insulated ceilings
- 35-degree tilt
- Pre-installed torsion spring adjust to fit 5" or 6" compatible housings
- Up to 360-degree rotation

Narrow Flood (NFL) Optics

- Precision acrylic lens
- Optical design creates a clean, uniform 25-degree beam

Very Wide Flood (VWFL) Optics

- Impact-resistant polycarbonate
- Convex form for lamp-like appearance
- Diffusing, wide beam for even illumination

LED Chromaticity

- A tight chromaticity specification ensures LED color uniformity, sustainable Color Rendering Index (CRI) and Correlated Color Temperature (CCT) over the useful life of the LED
- LED chromaticity of 3 SDCM exceeds ENERGY STAR® color standards per ANSI C78.377-2008
- Every Halo LED is quality tested, measured, and serialized in a permanent record to register lumens, wattage, CRI and CCT

LED

- Correlated Color Temperature (CCT): 2700K, 3000K
- Color Rendering Index (CRI): 90
- LED is a chip on board design consisting of a multiple LED package with proximity phosphor coating to create one virtual white light source for a productive "cone of light"
- 650 nominal lumens, range dependent on CCT and optic
- Lumen maintenance L70 at 50,000 hours

Electrical Power Connections

- LED connector is a non-screw base luminaire disconnect offering easy installation with the matching Halo 5" H550 and 6" H750, H2750 LED housings
- LED connector meets California Title 24 high efficacy luminaire requirement for a non-screw base socket, and where required to qualify as a high efficacy luminaire
- The included E26 medium screw base Edison adapter provides easy retrofit of incandescent housings (See specifications online for housing compatibility)

LED Driver

- Dimmable driver is a 120 Volt, high efficiency, electronic power supply providing DC power to the LED
- Driver meets FCC EMI/RFI Consumer Level limits for use in residential and commercial installations
- Driver features high power factor, low THD, and has integral thermal protection in the event of over temperature or internal failure
- If dimming is not required the fixture can be operated from a standard wall switch

Dimming

- Designed for continuous dimming capability to nominally 5% with many 120V Leading Edge (LE) and Trailing Edge (TE) phase control dimmers (Dimmers with low end trim adjustment offer greater assurance of achieving 5% level)
- Consult dimmer manufacturer for compatibility and conditions of use
- Note: some dimmers require a neutral in the wallbox

Compliance

- cULus Listed 1598 luminaire(with listed Halo housings)
- UL Classified (with other housings) see specifications online for housing compatibility
- cULus Listed for damp location
- May be installed in housings in direct contact with insulation* and combustible material
- Air-Tite code compliant. Certified under ASTM E283; not exceeding 2.0 cfm (0.944 L/s) air leakage rate tested at a 1.57 psf (75 Pa) pressure differential.
- 90 CRI (R9 > 50) can be used to comply with California Title 24 high efficacy requirements. Title 20 Certified for residential compliance.
- Suitable for use in closets. Compliant with NFPA 70, NEC Sec. 410.16 (A)(1) and 410.16 (C)(3).
- ENERGY STAR® certified downlight retrofit
- EMI/RFI per FCC 47CFR Part 15 Class B consumer limits, suitable for use in residential and commercial installations
- Contains no mercury or lead and RoHS compliant
- Photometric testing in accordance with IES LM-79
- Lumen maintenance projections in accordance with IES LM-80 and TM-21

*Not to be used in housings in direct contact with spray foam insulation (Consult NEMA LSD57-2013)

Specifications, compliances and dimensions subject to change without notice

LED Adjustable

RA56

5 INCH

RA56 Series Ordering Information

Very Wide Flood - VWFL Models

RA5606927WH = 5"/6" Adjustable gimbal, 90 CRI, 2700K, matte white, very wide flood
RA5606930WH = 5"/6" Adjustable gimbal, 90 CRI, 3000K, matte white, very wide flood

Narrow Flood - NFL Models

RA5606927NFLWH = 5"/6" Adjustable gimbal, 90 CRI, 2700K, matte white, narrow flood
RA5606930NFLWH = 5"/6" Adjustable gimbal, 90 CRI, 3000K, matte white, narrow flood

Accessories (Order Separately)

Oversize Trim Rings

OT400P = Oversize flat white metal trim ring 6" ID x 9-1/4" OD (ring slips behind RA56 ring, in stepped configuration)
OT403P = Oversize white plastic trim ring 6" ID x 8" OD (ring slips behind RA56 ring, in stepped configuration)
TRM690WH = Oversize matte white metal trim ring. Designed for RA56 ring to inset into oversize ring for an even (non-stepped) trim surface

Replacement Friction Clips

RL56CLIP = Replacement kit of 5" and 6" friction clips for retrofitting into an existing housing without torsion spring receiving brackets
(One set of clips included with the unit)



E26 Screw Base Adapter

HE26LED = Replacement screw base adapter (One included with unit)

RA56 Energy Data

Minimum Starting Temp: -30°C (-22°F)

EMI/RFI: FCC Title 47 CFR, Part 15, Class B (Consumer)

Sound Rating: Class A standards

Input Voltage: 120V

Power Factor: >0.90

Input Frequency: 50/60Hz

THD: <20%

Input Power: 10W

Input Current: 85mA

Driver-Safety Agency Approvals:
- UL60950-1 Recognized
- LPS output
- UL8750 Compliant

Refer to specification online for further information www.eaton.com/lighting

LED Module

RL56 - 600 & 900 Series

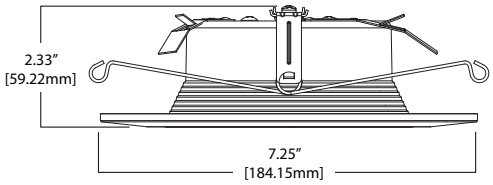

RL560WH6xxx – 600 Series
RL560WH9xxx – 900 Series

5"/6" LED Retrofit Module – 5 Inch Application

The Halo RL560 is a complete LED baffle-trim module for 5" and 6" aperture recessed downlights; suitable for new construction, remodel and retrofit installation. The RL560 is cULus Listed for use with Halo housings, and is UL Classified for use with other compatible 5" and 6" housings. The RL560 with integral LED driver offers 120 volt dimming capability. The RL560 lens provides uniform illumination and wet location listing. Precision construction makes any housing Air-Tite code compliant. Compliant with NFPA 70, NEC section 410.16 (A)(1) and 410.16 (C)(3).

90 CRI

T24 Can be used to comply with California Title 24 High Efficacy requirements
T20 Certified to California Title 20 Appliance Database

80 CRI

Can be used to comply with T24 California Non-Residential Lighting Controls requirements

ENERGY STAR | Can be used for IECC International Energy Conservation Code High Efficacy Compliance | RoHS Compliant | c UL us LISTED | Showerlight | air-tite

Features

Mechanical - Module
- Module construction includes LED, heat sink, reflector, lens, baffle and trim ring
- Trim ring is sized to fit 5" and 6" recessed housings and features a visually appealing graduated step design
- Regressed baffle
- Heat sink designed to conduct heat away from the LED keeping the junction temperatures below specified maximums, even in insulated ceilings
- Durable aluminum construction

Lens
- Regressed lens
- Impact-resistant polycarbonate
- Convex form for lamp-like appearance
- Diffusing for even illumination

Mounting
- Integral torsion springs and Push-N-Twist clips offer two mounting options
  - Torsion springs are pre-installed and adjust to fit 5" or 6" compatible housings
  - Push-N-Twist universal installation clips are pre-installed and designed to fit 5" or 6" compatible housings

LED
- Correlated Color Temperature (CCT): 2700K, 3000K, 3500K, and 4000K
- Color Rendering Index (CRI): 80 and 90 (See ordering table for available models)
- 600 nominal lumen series, range dependent on CCT and CRI
- 900 nominal lumens, range dependent on CCT and CRI
- Lumen maintenance L70 at 50,000 hours

LED Chromaticity
- A tight chromaticity specification ensures LED color uniformity, sustainable Color Rendering Index (CRI) and Correlated Color Temperature (CCT) over the useful life of the LED
- LED chromaticity of 3 SDCM exceeds ENERGY STAR® color standards per ANSI C78.377-2008
- Every Halo LED is quality tested, measured, and serialized in a permanent record to register lumens, wattage, CRI and CCT

Electrical Power Connections
- LED connector is a non-screw base luminaire disconnect offering easy installation with the matching Halo 5" H550 and 6" H750, H2750 LED housings
- LED connector meets California Title 24 high efficacy luminaire requirement for a non-screw base socket, and where required to qualify as a high efficacy luminaire
- The included E26 medium screw base Edison adapter provides easy retrofit of incandescent housings (see specifications online for housing compatibility)

LED Driver
- With the latest "driver-on-board" electronic technology, the driver is integrated in the module
- 120V 50/60 Hz constant current dimmable driver provides high efficiency operation
- Driver meets FCC 47CFR Part 15 EMI/RFI consumer limits for use in residential and commercial installations
- Driver features high power factor and low THD and has integral thermal protection in the event of over temperature or internal failure
- If dimming is not required the fixture can be operated from a standard wall switch

Dimming
- Designed for continuous dimming capability to nominally 5% with many 120V Leading Edge (LE) and Trailing Edge (TE) phase control dimmers. Dimmers with low end trim adjustment offer greater assurance of achieving 5% level.
- Consult dimmer manufacturer for compatibility and conditions of use
- Note, some dimmers require a neutral in the wallbox

Compliance
- cULus Listed 1598 luminaire (with listed Halo housings)
- UL Classified (with other housings) see specifications online for housing compatibility
- cULus Listed for damp location
- cULus Listed for wet location covered ceiling – shower rated
- IP56 Ingress Protection rated
- May be installed in housings in direct contact with insulation* and combustible material
- Air-Tite code compliant. Certified under ASTM E283; not exceeding 2.0 cfm (0.944 L/s) air leakage rate tested at a 1.57 psf (75 Pa) pressure differential.
- 90 CRI (R9 > 50) can be used to comply with California Title 24 high efficacy requirements. Title 20 Certified for residential compliance.
- 80 CRI can be used to comply with California Title 24 non-residential lighting controls requirements as an LED luminaire
- Suitable for use in closets. Compliant with NFPA 70, NEC Sec. 410.16 (A)(1) and 410.16 (C)(3).
- ENERGY STAR® certified downlight retrofit
- EMI/RFI per FCC 47CFR Part 15 Class B consumer limits, suitable for use in residential and commercial installations
- Contains no mercury or lead and RoHS compliant
- Photometric testing in accordance with IES LM-79
- Lumen maintenance projections in accordance with IES LM-80 and TM-21

*Not to be used in housings in direct contact with spray foam insulation (Consult NEMA LSD57-2013)

Specifications, compliances and dimensions subject to change without notice

RL56 600 & 900 Series Ordering Information

600 Series - 80 CRI	600 Series - 90 CRI	900 Series - 80 CRI	900 Series - 90 CRI
RL560WH6827 = 5"/6" Retrofit baffle, 2700K, matte white	**RL560WH6927** = 5"/6" Retrofit baffle, 2700K, matte white	**RL560WH9827** = 5"/6" Retrofit baffle, 700K, matte white	**RL560WH9927** = 5"/6" Retrofit baffle, 2700K, matte white
RL560WH6830 = 5"/6" Retrofit Baffle, 3000K, matte white	**RL560WH6930** = 5"/6" Retrofit baffle, 3000K, matte white	**RL560WH9830** = 5"/6" Retrofit baffle, 3000K, matte white	**RL560WH9930** = 5"/6" Retrofit baffle, 3000K, matte white
RL560WH6835 = 5"/6" Retrofit Baffle, 3500K, matte white	**RL560WH6935** = 5"/6" Retrofit baffle, 3500K, matte white	**RL560WH9835** = 5"/6" Retrofit baffle, 3500K, matte white	**RL560WH9935** = 5"/6" Retrofit baffle, 3500K, matte white
RL560WH6840 = 5"/6" Retrofit Baffle, 4000K, matte white	**RL560WH6940** = 5"/6" Retrofit baffle, 4000K, matte white	**RL560WH9840** = 5"/6" Retrofit baffle, 4000K, matte white	**RL560WH9940** = 5"/6" Retrofit baffle, 4000K, matte white

Accessories (Order Separately)

Designer Trims

Fit over the RL56 for a designer finish
RL56TRMWH = 5"/6" White paintable trim ring
RL56TRMSN = 5"/6" Satin nickel trim ring
RL56TRMTBZ = 5"/6" Tuscan bronze trim ring

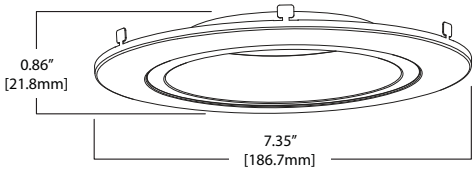

RL56 Energy Data

600 Series

Minimum Starting Temp: -30°C (-22°F)
EMI/RFI: FCC Title 47 CFR, Part 15, Class B (Consumer)
Sound Rating: Class A
Input Voltage: 120V
Power Factor: >0.90
Input Frequency: 60Hz
THD: <20%
Input Power: 7.3W – 9.7W (per CRI and CCT)
Input Current: 0.15A

Oversize Trim Rings

OT400P = Oversize flat white metal trim ring 6" ID x 9-1/4" OD (ring slips behind RL56 ring, in stepped configuration)
OT403P = Oversize white plastic trim ring 6" ID x 8" OD (ring slips behind RL56 ring, in stepped configuration)
TRM690WH = Oversize matte white metal trim ring. Designed for RL56 ring to inset into oversize ring for an even (non-stepped) trim surface

900 Series

Minimum Starting Temp: -30°C (-22°F)
EMI/RFI: FCC Title 47 CFR, Part 15, Class B (Consumer)
Sound Rating: Class A
Input Voltage: 120V
Power Factor: >0.90
Input Frequency: 60Hz
THD: <20%
Input Power: 13.5W
Input Current: 0.15A

Refer to specification online for further information www.eaton.com/lighting

E26 Screw Base Adapter

HE26LED = Replacement screw base adapter (one included with unit)

LED Module

LT560

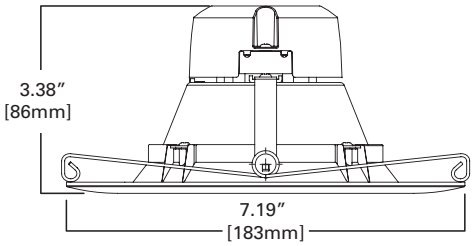

90 CRI

T24 Can be used to comply with California Title 24 High Efficacy requirements

T20 Certified to California Title 20 Appliance Database

LT560

5"/6" LED Retrofit Module – 5 Inch Application

The Halo LT560 is an LED baffle-trim module for 5" and 6" aperture recessed downlights; suitable for new construction, remodel and retrofit installation. The LT560 is cULus Listed for use with Halo, and is UL Classified for use with other compatible 5" and 6" housings. Precision construction makes any housing Air-Tite for added HVAC savings and code compliance.

LT560 Energy Data

Input Voltage: 120V
Input Current: 0.085A
Input Power: 10.2W
THD: ≤ 24%
Power Factor: ≥ 0.90
T Ambient: -30°C to +40°C
Sound Rating: Class A

(all values at 25° C without a dimming control in circuit)

Features

Mechanical - Module

Module construction includes LED, heat sink, reflector, lens, baffle and trim ring

Lens

- Regressed lens
- Polycarbonate
- Diffusing for even illumination

Mounting

Torsion springs are pre-installed and adjust to fit 5" and 6" compatible housings

LED

- Correlated Color Temperature (CCT): 3000K
- Color Rendering Index (CRI): 90
- 680 nominal lumen
- Lumen maintenance L70 at 35,000 hours

LED Chromaticity

- A tight chromaticity specification ensures LED color uniformity, sustainable Color Rendering Index (CRI) and Correlated Color Temperature (CCT) over the useful life of the LED
- LED chromaticity of 3 SDCM exceeds ENERGY STAR® color standards per ANSI C78.377-2008
- 90 CRI features high color performance with R9 > 50
- Halo LED serialized testing and measurement ensures color and lumen consistency on a per-unit basis, and validates long-term product consistency over time

Electrical Power Connections

- LED connector is a non-screw base luminaire disconnect offering easy installation with the matching Halo 5" and 6" LED housings
- LED connector meets California Title 24 high efficacy luminaire requirement for a non-screw base socket, and where required to qualify as a high efficacy luminaire
- The included E26 medium screw base Edison adapter provides easy retrofit of incandescent housings (see specifications online for housing compatibility)

Ground Connection

Separate grounding cable included on the module for attachment to the housing during installation

LED Driver

- 120V 50/60 Hz constant current dimmable driver provides high efficiency operation
- If dimming is not required the fixture can be operated from a standard wall switch

Dimming

- Designed for continuous dimming capability to nominally 10% with many 120V Leading Edge (LE) and Trailing Edge (TE) phase control dimmers. Dimmers with low end trim adjustment offer greater assurance of achieving 10% level.
- Consult dimmer manufacturer for compatibility and conditions of use
- Note, some dimmers require a neutral in the wallbox

Compliance

- cULus Listed 1598 luminaire (with listed Halo housings)
- UL Classified (with other housings) see specifications online for housing compatibility
- cULus Listed for damp location
- cULus Listed for wet location, covered ceiling – (Shower Rated)
- IP56 Ingress Protection rated
- May be installed in housings in direct contact with insulation* and combustible material
- Air-Tite code compliant. Certified under ASTM E283; not exceeding 2.0 cfm (0.944 L/s) air leakage rate tested at a 1.57 psf (75 Pa) pressure differential.
- 90 CRI (R9 > 50) can be used to comply with California Title 24 high efficacy requirements. California Title 20 Certified for residential compliance.
- Can be used for International Energy Conservation Code (IECC) high efficiency luminaire compliance
- ENERGY STAR® certified downlight retrofit
- EMI/RFI per FCC 47CFR Part 15 Class B consumer limits, suitable for use in residential and commercial installations
- Contains no mercury or lead and RoHS compliant
- Photometric testing in accordance with IES LM-79
- Lumen maintenance projections in accordance with IES LM-80 and TM-21
- Can be used in closets. Compliant with NFPA 70, NEC section 410.16 (A)(1) and 410.16 (C)(3).

*Not to be used in housings in direct contact with spray foam insulation (Consult NEMA LSD57-2013)

LT560 Ordering Information

Models

LT560WH6930 = 5"/6" Retrofit baffle 90 CRI, 3000K, matte white

Accessory (Order Separately)

HE26LED = Replacement screw base adapter (one included with unit)



Specifications, compliances and dimensions subject to change without notice

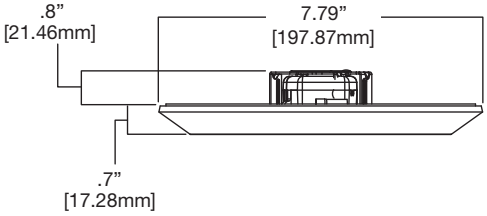

SLD606 - 600 Series, 120V
SLD612 - 1200 Series, 120V

5"/6" Surface LED Retrofit Module – 5 Inch Application

The Halo Surface LED Downlight (SLD) incorporates WaveStream™ technology o create an ultra-low profile surface mounting luminaire with the performance and look of a traditional downlight. SLD6 is designed for installation in many 3-1/2" and 4" square, octagon or round junction boxes. And may also retrofit in 5" and 6" IC and Non-IC recessed housings.* Suitable for residential or commercial installations. Ideal for closets, storage areas, attics and basements. Compliant with NFPA® 70, NEC® Section 410.16 (A)(3) and 410.16 (C)(5).

90 CRI

T24 Can be used to comply with California Title 24 High Efficacy requirements
T20 Certified to California Title 20 Appliance Database

80 CRI

Can be used to comply with T24 California Non-Residential Lighting Controls requirements

ENERGY STAR | Can be used for IECC International Energy Conservation Code High Efficacy Compliance | Can be used for WSEC Washington State Energy Code High Efficacy Compliance | RoHS Compliant | c UL us LISTED | Showerlight | airtite

Features

Mechanical
Die cast aluminum trim ring, and die formed aluminum frame

Optics
- WaveStream™ technology provides uniform luminance from a low profile flat lens
- AccuAim™ optics provide directional control for the “cone-of-light” beam distribution of a traditional downlight
- Precision molded lens features high transmission polymer with UV stabilized protecting film

Electrical Junction Box Mounting
- SLD may be used in compatible electrical junction boxes in direct contact with insulation including spray foam insulation
- Suitable for installation in many 3-1/2" and 4" square, octagon, and round electrical junction boxes

Note: Driver consumes 3 cubic inches of junction box
- Surface mounting in a fire-rated ceiling using an appropriate electrical box offers a cost-effective alternative to fire-rated recessed housings

Note: Fire-rating is per the rating of the ceiling and applicable junction box, not the SLD
- Installer must ensure compatibility of fit, wiring and proper mounting in the electrical junction box. This includes all applicable national and local electrical and building codes.
- Proprietary Slot-N-Lock quick installation system for junction box installation
- T-bracket with Slot-N-Lock mounting tabs included

Recessed Housing Mounting
- May be installed in IC recessed housings in direct contact with insulation

***Note:** Not for use in recessed housings in direct contact with spray foam insulation (Refer to NEMA LSD 57-2013)

Torsion Spring 5" & 6" Kit (Included)
- The torsion springs adjust on the frame to fit 5" or 6" compatible housings

Friction Blade 5" & 6" Kit (Included)
- For retrofit in 5" and 6" housings without torsion spring mounting tabs
- Allows the SLD to be installed in any position within the housing aperture (360 degrees)

LED
- Linear LED arrays are integrated in trim perimeter
- Correlated Color Temperature (CCT): 2700K, 3000K, 3500K, 4000K
- Color Rendering Index (CRI): 80 and 90
- Lumens – see Energy Data
- Lumen maintenance L70 at 50,000 hours

Electrical Connections
Junction Box
- Compatible with 3-1/2" x 2" and 4" x 1-1/2" deep round, square and octagon boxes (2-1/8" deep boxes recommended)
- Supply wire adapter with LED quick connector included
- JB models for use in junction boxes. May be used in recessed housings with accessory SLD6ACCKIT.

Recessed Housings
- LED connector is a non-screw base luminaire disconnect compatible with Halo 5" H550 series and 6" H750/H2750 series LED housings
- LED connector meets California Title 24 high efficacy luminaire standard as a non-screw base
- E26 Edison screw base included

LED Driver
- Driver is a 120V input, high efficiency, dimmable electronic power supply providing DC power to the LED arrays
- Driver features high power factor, low THD, and has integral thermal protection in the event of over temperature or internal failure
- If dimming is not required the fixture can be operated from a standard wall switch

Dimming
Designed for continuous dimming capability to nominally 5% with many 120V Leading Edge (LE) and Trailing Edge (TE) phase control dimmers. Dimming to 5% is best assured using dimmers with low end trim adjustment. Consult dimmer manufacturer for compatibility and conditions of use. Note, some dimmers require a neutral in the wallbox.

Compliance
- cULus Listed ceiling and wall
- cULus Listed damp location, ceiling and wall
- cULus Listed wet location, covered ceiling only (shower rated)
- Suitable for use in closets, compliant with NFPA® 70, NEC® Section 410.16 (A)(3) and 410.16 (C)(5)
- May be used in compatible electrical junction boxes in direct contact with insulation including spray foam insulation
- May be installed in IC recessed housings in direct contact with insulation (Not for use in recessed housings in direct contact with spray foam insulation. Refer to NEMA LSD 57-2013)
- UL Classified when used in retrofit with listed housings (See housing compatibility)
- EMI/RFI: meets FCC 47CFR Part 15 Class B limits, and is suitable for use in residential and commercial
- 90 CRI (R9 > 50) can be used to comply with California Title 24 high efficacy requirements. Title 20 certified for residential compliance.
- 80 CRI can be used to comply with California Title 24 non-residential lighting controls requirements as a LED luminaire
- Can be used for International Energy Conservation Code (IECC) high efficiency luminaire compliance
- ENERGY STAR® certified downlight surface retrofit
- Contains no mercury or lead and RoHS compliant
- Photometric testing in accordance with IES LM-79
- Lumen maintenance projections in accordance with IES LM-80 and TM-21

LED Surface Mount

SLD6 - Universal Voltage Series

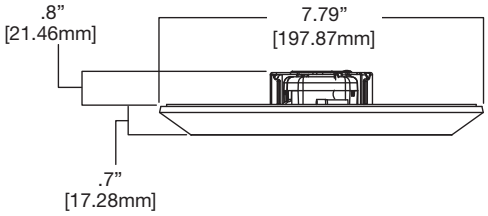

SLD612 - 1200 Series UNV, 120V-277V

5"/6" Surface LED Retrofit Module – 5 Inch Application

The Halo Surface LED Downlight (SLD) incorporates WaveStream™ technology to create an ultra-low profile surface mounting luminaire with the performance and look of a traditional downlight. SLD6-1200 UNV series is designed for installation in many 4" x 2-1/8" deep square junction boxes. Accessory mounting kit allows retrofit in 5" and 6" IC and Non-IC recessed housings.* Suitable for residential or commercial installations. Ideal for closets, storage areas, attics and basements. Compliant with NFPA® 70, NEC® Section 410.16 (A)(3) and 410.16 (C)(5).

90 CRI

T24 Can be used to comply with California Title 24 High Efficacy requirements
T20 Certified to California Title 20 Appliance Database

80 CRI

Can be used to comply with T24 California Non-Residential Lighting Controls requirements

ENERGY STAR | Can be used for IECC International Energy Conservation Code High Efficacy Compliance | Can be used for WSEC Washington State Energy Code High Efficacy Compliance | RoHS Compliant | c UL us LISTED | Showerlight | air-tite

Features

Mechanical

Die cast aluminum trim ring, and die formed aluminum frame

Optics

- WaveStream™ technology provides uniform luminance from a low profile flat lens
- AccuAim™ optics provide directional control for the "cone-of-light" beam distribution of a traditional downlight
- Precision molded lens features high transmission polymer with UV stabilized protecting film

Electrical Junction Box Mounting

- SLD may be used in compatible electrical junction boxes in direct contact with insulation including spray foam insulation
- Suitable for installation in many 4" x 2-1/8" deep square electrical junction boxes
- Compatible with other junction boxes with accessory SLD6EXT extension spacer ring

Note: Driver consumes 3 cubic inches of junction box

- Surface mounting in a fire-rated ceiling using an appropriate electrical box offers a cost-effective alternative to fire-rated recessed housings

Note: Fire-rating is per the rating of the ceiling and applicable junction box, not the SLD

- Installer must ensure compatibility of fit, wiring and proper mounting in the electrical junction box. This includes all applicable national and local electrical and building codes.
- Proprietary Slot-N-Lock quick installation system for junction box installation
- T-bracket with Slot-N-Lock mounting tabs included

Recessed Housing Mounting

- Accessory SLD6ACCKIT required for mounting in 5" and 6" enclosed recessed housings
- May be installed in IC recessed housings in direct contact with insulation

Note: Not for use in recessed housings in direct contact with spray foam insulation (Refer to NEMA LSD 57-2013)

- The SLD6 may be used with any 5 or 6 inch diameter recessed housing constructed of steel or aluminum with an internal volume that exceeds 107.9 in³

LED

- Linear LED arrays are integrated in trim perimeter
- Correlated Color Temperature (CCT): 2700K, 3000K, 3500K, 4000K
- Color Rendering Index (CRI): 80 and 90
- Lumens – see Energy Data
- Lumen maintenance L70 at 50,000 hours

Electrical Connections

Junction Box

- Compatible with 4" x 2-1/8" deep square boxes
- Supply wire adapter with LED quick connector included
- LED connector is a non-screw base luminaire disconnect

Recessed Housings

- Accessory SLD6ACCKIT required
- LED connector is compatible with Halo 5" H550 series and 6" H750, H2750 series LED housings
- LED connector meets California Title 24 high efficacy luminaire standard as a non-screw base

LED Driver

- Driver is a 120V-277V universal voltage input, high efficiency, dimmable electronic power supply providing DC power to the LED arrays
- Driver features high power factor, low THD, and has integral thermal protection in the event of over temperature or internal failure
- If dimming is not required the fixture can be operated from a standard wall switch

Dimming - Phase Control

- Designed for continuous dimming capability to nominally 5% with many 120V Leading Edge (LE) and Trailing Edge (TE) phase control dimmers. Dimmers with low end trim adjustment offer greater assurance of achieving 5% level.
- Consult dimmer manufacturer for compatibility and conditions of use. (Note, some dimmers require a neutral in the wallbox.)

Dimming - 0-10V

- Dimmable to 10% in typical operation with compatible 0-10V DC low voltage dimmers
- 0-10V DC dimmers operate using two low voltage dimming wires (color coded violet and gray). The low voltage dimming wires are separate from the 120V AC or 277V AC power.
- Switching on/off is via the line voltage (120V AC or 277V AC) power, and dimming is controlled via the 2-wire 0-10V DC wiring

Compliance

- cULus Listed ceiling and wall
- cULus Listed damp location, ceiling and wall
- cULus Listed wet location, covered ceiling only (shower rated)
- Suitable for use in closets, compliant with NFPA® 70, NEC® Section 410.16 (A)(3) and 410.16 (C)(5)
- SLD may be used in compatible electrical junction boxes in direct contact with insulation including spray foam insulation
- May be installed in IC recessed housings in direct contact with insulation. Not for use in recessed housings in direct contact with spray foam insulation. (Refer to NEMA LSD 57-2013)
- EMI/RFI: meets FCC 47CFR Part 15 Class B limits, and is suitable for use in residential and commercial installations
- Air-Tite code compliant. Certified under ASTM E283; not exceeding 2.0 cfm (0.944 L/s) air leakage rate tested at a 1.57 psf (75 Pa) pressure differential
- 90 CRI (R9 > 50) can be used to comply with California Title 24 high efficacy requirements. Title 20 certified for residential compliance.
- 80 CRI can be used to comply with California Title 24 non-residential lighting controls requirements as a LED luminaire
- Can be used for International Energy Conservation Code (IECC) high efficiency luminaire compliance
- ENERGY STAR® certified downlight surface retrofit
- Contains no mercury or lead and RoHS compliant
- Photometric testing in accordance with IES LM-79
- Lumen maintenance projections in accordance with IES LM-80 and TM-21

Specifications, compliances and dimensions subject to change without notice

SLD6 600 & 1200 Series Ordering Information

Models		Color Rendering Index (CRI)	Color Temperature (CCT)		Finish	Voltage	JB Only
Standard (Includes hardware kits for junction box and recessed housing mounting)	**SLD606** = 6" Surface LED downlight, 120V, 600 series **SLD612** = 6" Surface LED downlight, 120V, 1200 series	**8** = 80 CRI **9** = 90 CRI	**27** = 2700K **30** = 3000K	**35** = 3500K **40** = 4000K	**WH** = White	120V	
"JB" Models (Includes hardware kit for junction box mounting ONLY)	**SLD606** = 6" Surface LED downlight, 120V, 600 series **SLD612** = 6" Surface LED downlight, 120V, 1200 series	**8** = 80 CRI **9** = 90 CRI	**27** = 2700K **30** = 3000K	**35** = 3500K **40** = 4000K	**WH** = White	120V	**JB** = **ONLY** junction box hardware kit
"UNV" Models (120V-277V)	**SLD612** = 6" Surface LED downlight, 120V-277V 1200 series	**8** = 80 CRI **9** = 90 CRI	**27** = 2700K **30** = 3000K	**35** = 3500K **40** = 4000K	**WH** = White	**UNV** = Universal voltage 120V-277V (1200 series only)	**JB** = **ONLY** junction box hardware kit

Accessories (Order Separately)

Designer Trims

Fit over the SLD for a designer finish
SLD6TRMWH = 6" SLD white (paintable)
SLD6TRMSN = 6" SLD satin nickel
SLD6TRMTBZ = 6" SLD tuscan bronze
*SLD accessory trims attach with permanent adhesion and are not interchangeable after installation

Replacement Parts Kit

SLD6ACCKIT
SLD6 Retrofit Kit - SLD6 screw base adapter, friction blades, torsion springs, ground wire, mounting screws, wire nuts

SLD6BRKT
SLD6 junction box mounting bracket and screws

Compatible Junction Boxes

Octagon - Steel
4" x 4" x 2-1/8"
4" x 4" x 1-1/2"

Round - Plastic
4" diameter x 2-3/16"

Square - Steel**
4" x 4" x 2-1/8"
4" x 4" x 1-1/2"

**Universal Voltage (UNV) SLD6-1200 for use in 4" square junction boxes only

Junction Box Space Extension Ring

Adds 15/16" depth when the SLD driver cannot fit into a junction box

SLD6EXT = 6" Surface LED j-box extender, 9.5" OD

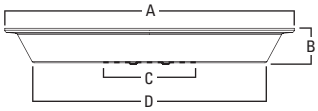

Dimensions
A: 9-1/2" [241mm]
B: 7/8" [24mm]
C: 3-7/8" [99mm]
D: 8" [203mm]

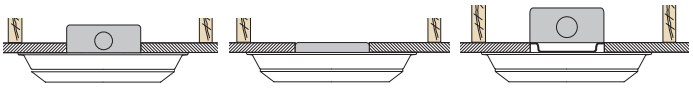

Standard j-box* **Shallow j-box (pancake)*** **Standard j-box with plaster ring***

Fire Rated Install*

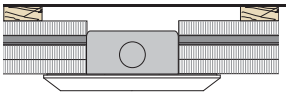

*For illustration ONLY – not for construction

Surface Box Adapter

Fits the SLD into a 4-inch round or octagon junction box mounted flat on a ceiling or beam surface (not recessed in the ceiling)
For 4-inch square junction boxes use SLD6RAD with the SLD6SADPLT square adapter plate

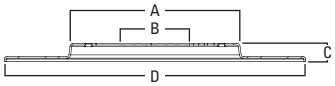

Dimensions
A: 4-1/2" [114mm]
B: 3-3/4" [95mm]
C: 1/2" [13mm]
D: 7-7/8" [201mm]

SLD6SADPLT
6" SLD square surface j-box adapter plate (use with SLD6RAD)

SLD6RAD
6" SLD round surface j-box adapter (use SLD6SADPLT for square j-box)

SLD6 Energy Data

600 Series	80 CRI	90 CRI
Nominal Lumens (4000K)	800	780
Input Voltage	120V	120V
Frequency	50/60 Hz	50/60 Hz
Input Current	0.10 A	0.11 A
Input Power	12.2 W	13.2 W
Efficiency (4000K models)	66 lm/W	59 lm/W
THD	≤ 20%	
Power Factor	≥ 0.90	
T Ambient	-30 – +40°C	
Sound Rating	Class A	

1200 Series	80 CRI	90 CRI
Nominal Lumens (4000K)	1215	1000
Input Voltage	120V	120V
Frequency	50/60 Hz	50/60 Hz
Input Current	0.12 A	0.12 A
Input Power	14.8 W	14.8 W
Efficiency (4000K models)	82 lm/W	68 lm/W
THD	≤ 20%	
Power Factor	≥ 0.90	
T Ambient	-30 – +40°C	
Sound Rating	Class A	

1200 Series Universal Voltage	80 CRI	90 CRI
Nominal Lumens (4000K)	1215	1000
Input Voltage	120V-277V	120V-277V
Frequency	50/60 Hz	50/60 Hz
Input Current	0.12 A	0.12 A
Input Power	14.8 W	14.8 W
Efficiency (4000K models)	82 lm/W	68 lm/W
THD	≤ 20%	
Power Factor	≥ 0.90	
T Ambient	-30 – +40°C	
Sound Rating	Class A	

ML56 LED Series Modules

ML56 – 600 & 900 Series

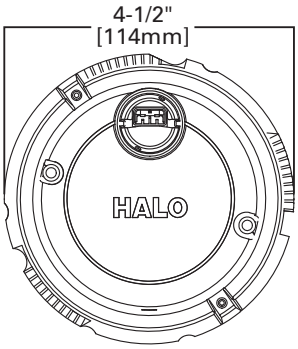

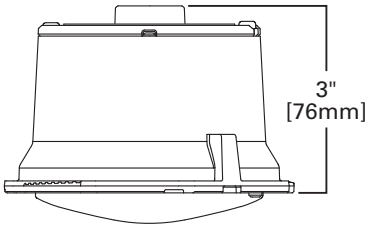

ML5606xxx – 600 Series
ML5609xxx – 900 Series

5"/6" LED Retrofit Module – 5 Inch Application

The ML56 LED downlighting system is a series of LED light modules for use with designated 5" ML56 LED trims in new construction, remodel and retrofit housings. Compatible with Halo 5" H550 series LED housings. ML56 light modules are offered in 600 series, 900 series, and 1200 series, 80 CRI or 90 CRI, and four color temperatures 2700K, 3000K, 3500K, 4000K. ML56 light modules are universal voltage 120V – 277V and dimmable at 120V. The ML56 lens provides uniform diffuse illumination.

90 CRI

T24 Can be used to comply with California Title 24 High Efficacy requirements

T20 Certified to California Title 20 Appliance Database

80 CRI

Can be used to comply with T24 California Non-Residential Lighting Controls requirements

ENERGY STAR

Can be used for IECC International Energy Conservation Code High Efficacy Compliance

RoHS Compliant

c UL us LISTED

Showerlight

air-tite

Features

Mechanical – Module
- Module includes LED driver, heat sink, and lens
- Durable die-cast aluminum construction
- Heat sink designed to conduct heat away from the LED keeping the junction temperatures below specified maximums, including insulated ceiling environments

Lens
- Impact-resistant polycarbonate
- Convex form for lamp-like appearance
- High lumen transmission
- Diffusing for even illumination

Mounting
- Light modules attach to reflector and baffle trims via locking tabs, and attach to eyeballs via keyed twist-to-lock mating bosses
- The complete light module and trim assembly installs into housings with precision formed torsion springs located on the trim

LED
- Correlated Color Temperature (CCT): 2700K, 3000K, 3500K, and 4000K
- Color Rendering Index (CRI): 80 and 90
- 600 nominal lumens, range dependent on CCT, CRI and trim
- 900 nominal lumens, range dependent on CCT, CRI and trim
- Lumen maintenance L70 at 50,000 hours

Electrical Power Connections
- LED connector is a non-screw base luminaire disconnect offering easy installation with the matching Halo 5" H550 series housings (use with ML56 5" LED trims)
- LED connector is a non-screw base, and where required to qualify as a high efficacy luminaire
- E26 medium screw base retrofit adapter included

LED Driver
- Driver is universal voltage 120V-277V, and may be controlled from a switch (switchable at 120V, 220V, 230V, 240V, and 277V)
- Driver is dimmable at 120V operation when connected to a compatible dimmer
- Driver is a high efficiency, electronic power supply providing DC power to the LED
- Driver meets FCC EMI/RFI consumer level limits on 120V main inputs, and is compliant for use in residential and commercial installations
- Driver features high power factor, low THD, and has integral thermal protection in the event of over temperature or internal failure

Compliance
- cULus Listed 1598 luminaire (with listed Halo housings)
- UL Classified (with other housings) see specifications online for housing compatibility
- cULus Listed for damp locations
- cULus Listed wet location, covered ceiling (shower rated) with ML56 baffle and reflector trims only
- Air-Tite code compliant. Certified under ASTM E283; not exceeding 2.0 cfm (0.944 L/s) air leakage rate tested at a 1.57 psf (75 Pa) pressure differential
- IP66 ingress protection rated with baffle and reflector trims only
- RoHS compliant
- May be used in IC (insulated ceiling) housings in direct contact with insulation* and combustible material
  - 90 CRI (R9 > 50) can be used for California Title 24 compliance, Title 20 Certified for residential compliance
  - 80 CRI can be used to comply with California Title 24 non-residential lighting controls requirements as an LED luminaire
- Can be used for International Energy Conservation Code (IECC) high efficiency luminaire compliance
- ENERGY STAR® certified downlight recessed system
- EMI/RFI per FCC 47CFR Part 15 Class B consumer limits (commercial and residential compliant)
- Photometric testing in accordance with IES LM-79
- Lumen maintenance projections in accordance with IES LM-80 and TM-21
- CE Mark - "Conformité Européene" conformity with the Council of European Communities Directives, meeting internationally recognized compliance when used with Halo H750, and H2750 Series LED housings only

*Not to be used in direct contact with spray foam insulation (Consult NEMA LSD57-2013)

ML56 LED System

Module + Trim

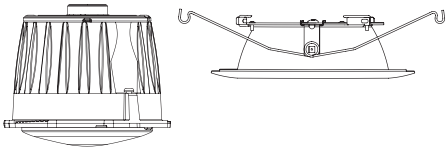

Specifications, compliances and dimensions subject to change without notice

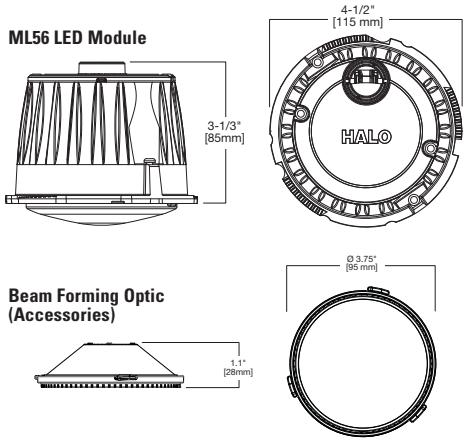

ML5612xxx – 1200 Series

5"/6" LED Retrofit Module – 5 Inch Application

The ML56 LED downlighting system is a series of LED light modules for use with designated 5" ML56 LED trims in new construction, remodel and retrofit housings. Compatible with Halo 5" H550 series LED housings. ML56 light modules are offered in 600 series, 900 series, and 1200 series, 80 CRI or 90 CRI, and four color temperatures 2700K, 3000K, 3500K, 4000K. ML56 light modules are universal voltage 120V – 277V and dimmable at 120V. The ML56 lens provides uniform diffuse illumination standard. ML56 - 1200 series offers narrow flood (NFL) beam forming reflector as an optional accessory. Halo ML56 series offers high performance LED downlighting in a flexible modular selection.

90 CRI

T24 Can be used to comply with California Title 24 High Efficacy requirements

T20 Certified to California Title 20 Appliance Database

80 CRI

Can be used to comply with T24 California Non-Residential Lighting Controls requirements

Features

Mechanical Module

- Module includes LED, LED driver, heat sink, and lens
- Durable die-cast aluminum construction
- Heat sink designed to conduct heat away from the LED keeping the junction temperatures below specified maximums, including insulated ceiling environments

Lens Optics

- Diffuse lens is standard on all 1200 series LED light modules
  - Impact-resistant polycarbonate
  - Convex form for lamp-like appearance
  - High lumen transmission
- Optional beam forming optic replaces diffuse lens and provide narrow flood (NFL) 25° nominal distribution. Beam forming optic is field installed. Order separately (accessories).

Mounting

- Light modules attach to reflector and baffle trims via locking tabs, and attach to eyeballs via keyed twist-to-lock mating bosses
- The complete light module and trim assembly installs into housings with precision formed torsion springs located on the trim

LED

- Correlated Color Temperature (CCT): 2700K, 3000K, 3500K, and 4000K
- Color Rendering Index (CRI): 80 and 90
- 1200 nominal lumens, range dependent on CCT, CRI and trim
- Lumen maintenance L70 at 50,000 hours

Electrical Power Connections

- LED connector is a non-screw base luminaire disconnect offering easy installation with the matching Halo 5" H550 series housings (use with ML56 5" LED trims)
- LED connector is a non-screw base, and where required to qualify as a high efficacy luminaire
- E26 medium screw base retrofit adapter included

LED Driver

- Driver is universal voltage 120V-277V, and may be controlled from a switch (switchable at 120V, 220V, 230V, 240V, and 277V)
- Driver is dimmable at 120V operation when connected to a compatible dimmer
- Driver is a high efficiency, electronic power supply providing DC power to the LED
- Driver meets FCC EMI/RFI consumer level limits on 120V main inputs, and is compliant for use in residential and commercial installations
- Driver features high power factor, low THD, and has integral thermal protection in the event of over temperature or internal failure

Compliance

- cULus Listed 1598 luminaire (with listed Halo housings)
- UL Classified (with other housings) see specifications online for housing compatibility
- cULus Listed for damp locations
- cULus Listed wet location, covered ceiling (shower rated) with ML56 baffle and reflector trims only
- Air-Tite code compliant. Certified under ASTM E283; not exceeding 2.0 cfm (0.944 L/s) air leakage rate tested at a 1.57 psf (75 Pa) pressure differential
- IP66 ingress protection rated with baffle and reflector trims only
- RoHS compliant
- May be used in IC (insulated ceiling) housings in direct contact with insulation* and combustible material
  - 90 CRI (R9 > 50) can be used for California Title 24 compliance, Title 20 Certified for residential compliance
  - 80 CRI can be used to comply with California Title 24 non-residential lighting controls requirements as an LED luminaire
- Can be used for International Energy Conservation Code (IECC) high efficiency luminaire compliance
- ENERGY STAR® certified downlight recessed LED system
- EMI/RFI per FCC 47CFR Part 15 Class B Consumer limits (commercial and residential compliant)
- Photometric testing in accordance with IES LM-79
- Lumen maintenance projections in accordance with IES LM-80 and TM-21
- CE Mark - "Conformité Européene" conformity with the Council of European Communities Directives, meeting internationally recognized compliance when used with Halo H750, and H2750 series LED housings only

Accessories

BFR56NFL
Beam forming reflector kit, narrow flood, 25° nominal

BFR56MH
Media holder, accepts one 3.45" lens
Requires BFR56NFL and L345SF (Order separately)

L345SF
3.45" diameter soft focus lens
Requires BFR56NFL and BFR56MH (Order separately)

ML56 LED Series Modules

ML56 – 600, 900 & 1200 Series Details

ML56 Ordering Information – LED Light Modules

600 Series / 80 CRI	600 Series / 90 CRI	900 Series / 80 CRI	900 Series / 90 CRI	1200 Series / 80 CRI	1200 Series / 90 CRI
ML5606827 = 600 lumen, 2700K	**ML5606927** = 600 lumen, 2700K	**ML5609827** = 900 lumen, 2700K	**ML5609927** = 900 lumen, 2700K	**ML5612827** = 1200 lumen, 2700K	**ML5612927** = 1200 lumen, 2700K
ML5606830 = 600 lumen, 3000K	**ML5606930** = 600 lumen, 3000K	**ML5609830** = 900 lumen, 3000K	**ML5609930** = 900 lumen, 3000K	**ML5612830** = 1200 lumen, 3000K	**ML5612930** = 1200 lumen, 3000K
ML5606835 = 600 lumen, 3500K	**ML5606935** = 600 lumen, 3500K	**ML5609835** = 900 lumen, 3500K	**ML5609935** = 900 lumen, 3500K	**ML5612835** = 1200 lumen, 3500K	**ML5612935** = 1200 lumen, 3500K
ML5606840 = 600 lumen, 4000K	**ML5606940** = 600 lumen, 4000K	**ML5609840** = 900 lumen, 4000K	**ML5609940** = 900 lumen 4000K	**ML5612840** = 1200 lumen, 4000K	**ML5612940** = 1200 lumen, 4000K

590 Series - 5" LED Trims

591WB = 5" LED trim, polymer "dead-front", shallow white baffle & flange
– shallow and standard housings (For use with 600 Series LED light modules only)
592SC = 5" LED trim, specular reflector & white flange
592H = 5" LED trim, haze reflector & white flange
592W = 5" LED trim, white reflector & flange
593WB = 5" LED trim, white micro-step baffle & flange
593BB = 5" LED trim, black micro-step baffle & white flange
593SNB = 5" LED trim, satin nickel micro-step baffle & flange
593TBZB = 5" LED trim, tuscan bronze micro-step baffle & flange
594WB = 5" LED directional trim, white eyeball, baffle & flange – shallow and standard housings
594SNB = 5" LED directional trim, satin nickel eyeball, baffle & flange – shallow and standard housings
594TBZB = 5" LED directional trim, tuscan bronze eyeball, baffle & flange – shallow and standard housings
595WW = 5" LED trim, wall wash - specular reflector, repositionable specular kick reflector, white flange
596WB = 5" LED trim, white shallow baffle & flange – shallow and standard housings

ML56 1200 Series not for use with 593TBZB, 593SNB, 594TBZB, 594SNB models
ML56 1200 Series for use in shallow housings with 594x trims only

System Accessories

WW595SC = 5" Wall wash insert – kick reflector for 595WW (1-included with trim) double or corner wall wash**
TRM590WH = 5" LED oversize trim ring for use with 59* series trims, white 6.3" ID, 7.5" OD Ring slips over LED trim. Inset design allows 5" trim to fit into oversize ring for an even trim surface
HE26LED = Replacement screw base adapter (one included with unit)

ML56 Energy Data

600 Series	900 Series	1200 Series
(Values at non-dimming line voltage)	(Values at non-dimming line voltage)	(Values at non-dimming line voltage)
Minimum Starting Temp: -30°C (-22°F)	Minimum Starting Temp: -30°C (-22°F)	Minimum Starting Temp: -30°C (-22°F)
EMI/RFI: FCC Title 47 CFR, Part 15, (Consumer)	EMI/RFI: FCC Title 47 CFR, Part 15, (Consumer)	EMI/RFI: FCC Title 47 CFR, Part 15, (Consumer)
Sound Rating: Class A	Sound Rating: Class A	Sound Rating: Class A
Input Voltage: UNV 120V-277V	Input Voltage: UNV 120V-277V	Input Voltage: UNV 120V-277V
Power Factor: >0.95 @ 120V and >0.9 @277V	Power Factor: >0.95 @ 120V and >0.9 @277V	Power Factor: >0.95 @ 120V and >0.9 @277V
Input Frequency: 50/60Hz	Input Frequency: 50/60Hz	Input Frequency: 50/60Hz
THD: <20%	THD: <20%	THD: <20%
Input Power: 9.0W (80 CRI), 10.2W (90 CRI)	Input Power: 13.4W (80 CRI), 13.4W (90 CRI)	Input Power: 17.5W (80 CRI), 17.5W (90 CRI)
Input Current at 120V: 0.15A	Input Current at 120V: 0.15A	Input Current at 120V: 0.14A
Input Current at 277V: 0.08A	Input Current at 277V: 0.08A	Input Current at 277V: 0.07A
Driver Compliance: UL8750, Class II rated	Driver Compliance: UL8750, Class II rated	Driver Compliance: UL8750, Class II rated

Dimming

Designed for dimming capability on 120V input to nominal 5% in normal operation with 120V Leading Edge (LE) and Trailing Edge (TE) phase control dimmers. (Consult dimmer manufacturer for dimmer compatibility and details. Note: Some dimmers require a neutral in the wallbox)

LED Chromaticity

- A tight chromaticity specification ensures LED color uniformity, sustainable Color Rendering Index (CRI) and Correlated Color Temperature (CCT) over the useful life of the LED
- LED color uniformity of 3 SDCM, exceeds ENERGY STAR® color standards per ANSI C78.377-2008
- Halo LED serialized testing and measurement process ensures color and lumen consistency on a per-unit basis, and validates long-term product consistency over time

Specifications, compliances and dimensions subject to change without notice

591 Shallow Polymer Baffle, Self-flange

- Shallow plastic baffle with self-flange
- Non-conductive polymer (plastic) "dead-front" construction
- Shallow height allows use in shallow or standard ceiling housings
- Wet location shower listed with ML56 LED modules
- For use with 600 series ML56 LED modules ONLY

591WB
White Shallow Polymer Baffle & Self-flange

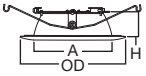

Dimensions**
A: 4-7/8" [123mm]
H: 1-1/2" [39mm]
OD: 6-1/2" [166mm]

592 Reflector, Self-flange

- Reflectors with self-flange
- For use with ML56 series LED modules
- Aluminum construction
- For use in standard housings
- Wet location, shower listed with ML56 LED light modules

592W
White Reflector & Self-flange



592SC
Specular Reflector, White Self-flange

592H
Haze Reflector, White Self-flange

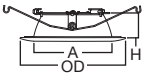

Dimensions**
A: 4-7/8" [123mm]
H: 1-1/2" [39mm]
OD: 6-1/2" [166mm]

593 Micro-Step Baffle, Self-flange

- Baffles with self-flange
- For use with ML56 series LED modules
- Aluminum construction
- For use in standard housings
- Wet location, Showerlight with ML56 LED light modules

593WB
White Baffle & Self-flange

593BB
Black Baffle, White Self-flange

593SNB
Satin Nickel Baffle, Satin Nickel Self-flange

593TBZB
Tuscan Bronze Baffle, Tuscan Bronze Self-flange

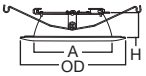

Dimensions**
A: 4-7/8" [123mm]
H: 1-1/2" [39mm]
OD: 6-1/2" [166mm]

594 Eyeball 30° Tilt, Self-flange

- Eyeball with baffle and self-flange
- For use with ML56 series LED modules
- Aluminum construction
- For use in standard and shallow housings
- Eyeball tilts from 0 to 30 degrees

594WB
White Reflector, White Self-flange

594SNB
Satin Nickel Reflector, Satin Nickel Self-flange

594TBZB
Tuscan Bronze Reflector, Tuscan Bronze Self-flange

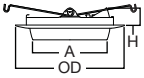

Dimensions**
A: 4-1/2" [113mm]
H: 1" [26mm]
OD: 6-1/2" [166mm]

595 Wall Wash Reflector, Self-flange

- Specular reflector with specular "kick" reflector insert
- For use with ML56 series LED modules
- Aluminum construction reflector and precision molded "kick" reflector
- Repositionable kick reflector allows wall wash adjustment
- Optional accessory kick reflector for double or corner wall wash (WW595SC)
- Wet location, Showerlight with ML56 LED modules

595WW
Wall Wash - Specular Reflector, Repositionable Specular Kick Reflector, White Self-flange

WW695SC
Optional Accessory - Wall Wash Kick Reflector

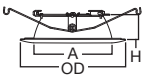

Dimensions**
A: 4-7/8" [123mm]
H: 1-1/2" [39mm]
OD: 6-1/2" [166mm]

596 Shallow Baffle, Self-flange

- Shallow baffle with self-flange
- For use with ML56 series LED light modules
- Aluminum construction
- Shallow height allows use in shallow or standard ceiling housings (for use in shallow housings with ML56 600 series and 900 series LED modules only)
- Wet location, Showerlight with ML56 LED modules

596WB
White Shallow Baffle, White Self-flange

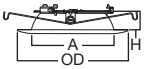

Dimensions**
A: 4-7/8" [123mm]
H: 1-1/2" [39mm]
OD: 6-1/2" [166mm]

****Key: A:** Luminous Aperture, **H:** Height, **OD:** Trim Outside Diameter

5 INCH

E26 Screw Base Insulated Ceiling Housings & Trims

Quick Reference – IC

Trim #	Style	H5ICAT	H5RICAT	E5ICAT	E5RICAT	H25ICAT	H5ICATNB	E5ICATNB	H25ICATNB
5000	Splay	•	•	•	•	•	•	•	•
5001	Baffle	•	•	•	•	—	•	•	—
5010	Baffle	•	•	•	•	—	•	•	—
5014	Baffle	•	•	•	•	•	•	•	•
5016	Baffle	•	•	•	•	—	•	•	—
5020	Reflector	•	•	•	•	—	•	•	—
5021	Reflector	•	•	•	•	—	•	•	—
5051	Showerlight	•	•	•	•	—	•	•	—
5054	Showerlight	•	•	•	•	•	•	•	•
5060	Adjustable	•	•	•	•	•	•	•	•
5070	Adjustable	•	•	•	•	•	•	•	•
5071	Adjustable	•	•	•	•	•	•	•	•
5102	Baffle	•	•	•	•	•	—	—	—
5107	Reflector	•	•	•	•	•	—	—	—
5109	Baffle	•	•	•	•	•	—	—	—
5110	Baffle	•	•	•	•	•	—	—	—
5120	Reflector	•	•	•	•	—	•	•	—
5121	Reflector	•	•	•	•	•	•	•	•
5125	Baffle	•	•	•	•	—	•	•	—
5126	Baffle	•	•	•	•	•	•	•	•
5130	Adjustable	•	•	•	•	•	•	•	•
5135	Adjustable	•	•	•	•	•	•	•	•
5145	Open Showerlight	•	•	•	•	•	•	•	•
5146	Open Showerlight	•	•	•	•	—	•	•	—
5150	Showerlight	•	•	•	•	•	•	•	•
5162	Showerlight	•	•	•	•	•	•	•	•
5165	Adjustable	•	•	•	•	•	•	•	•
5175	Open	•	•	•	•	•	—	—	—
5176	Open	•	•	•	•	•	•	•	•
5185	Splay	•	•	•	•	•	—	—	—
5186	Splay	•	•	•	•	•	•	•	•
5222	Adjustable	•	•	•	•	—	•	•	—
5230	Showerlight	•	•	•	•	—	•	•	—
5255	Showerlight	•	•	•	•	—	•	•	—

E26 Screw Base IC Housing

H5ICAT

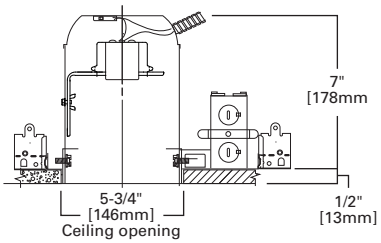

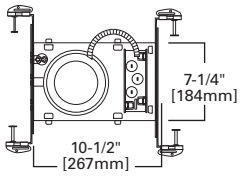

H5ICAT

5" IC, Air-Tite, New Construction Housing, 120V

The H5ICAT recessed housing is designed for residential and light commercial applications. H5ICAT features full-frame robust construction, feed through listing, Got Nail! bar hangers, and may support the use of higher wattage lamps. The wide variety of trims available allows a number of different lighting effects to be created with one basic housing. The H5ICAT is designed for use in insulated ceilings and may be in direct contact with insulation*. May be retrofit with compatible Halo LED lighting systems.

Special Features

- Got Nail!™ bar hangers
- q-Channel bars with Pass-N-Thru™
- Slide-N-Side™ junction box
- Quick Connect™ push wire nuts
- Air-Tite™ code compliant

Compatible Trims

5000	5021	5102	5125	5150	5185
5001	5051	5107	5126	5162	5186
5010	5054	5109	5130	5165	5222
5014	5060	5110	5135	5175	5230
5016	5070	5120	5145	5176	5255
5020	5071	5121	5146		

Trims for use in Halo listed housings

Select trims are classified for use in other housings, see www.eaton.com/lighting/legal

Features

Housing
- Single wall aluminum housing
- Sealed and gasketed for Air-Tite™ ready installation
- Designed for insulated ceilings in direct contact with insulation* (May also be installed in non-insulated ceilings)
- Housing adjusts in plaster frame to accommodate up to 1-3/8" ceiling thickness

Socket Plate
- Rigid socket plate adjusts and locks without tools for various lamp sizes
- Socket plate and bracket may be removed when using socket supporting trims

Plaster Frame
- Galvanized steel construction
- The housing can be removed from plaster frame to provide access to the junction box
- Plaster frame features include:
  - Regressed locking screw positioned for securing hanger bars from below the ceiling
  - Cutouts for easily crimping hanger bars in position
  - Halo name embossed on plaster frame
  - Pre-installed Air-Tite ready ceiling contact gasket

Includes:
- Got Nail!™ bar hangers (Details Pg. 9)
- q-Channel bars with Pass-N-Thru™ (Details Pg. 9)
- Slide-N-Side™ junction box wire traps (Details Pg. 9)
- Quick Connect™ push wire nuts (Details Pg. 9)
- Air-Tite™ code compliant (Details Pg. 9)

Socket
- Porcelain socket with nickel plated brass screw shell
- Snap-in springs secure socket to socket plate, and may be detached when using socket supporting trims
- Overspray protector included

Thermal Protector
Self resetting thermal protector deactivates fixture if overheating occurs due to improper lamping or misapplied insulation

Trims
Halo Fit-All concept offers multiple trim options in a variety of design styles, and functional beam distributions to control beam angle and lumen delivery in accommodating various lamp types including Halogen, CFL and LED

Compliance
- cULus Listed 1598 luminaire
- cULus Listed damp location
- cULus Listed for wet location, covered ceiling, with select trims
- cULus Listed for feed through
- cULus Listed for direct contact with insulation and combustible material*
- Air-Tite code compliant. Certified under ASTM E283; not exceeding 2.0 cfm (0.944 L/s) air leakage rate tested at a 1.57 psf (75 Pa) pressure differential
- RoHS compliant

*Not to be used in direct contact with spray foam insulation (Consult NEMA LSD57-2013)

E26 Screw Base IC Housing

H5RICAT

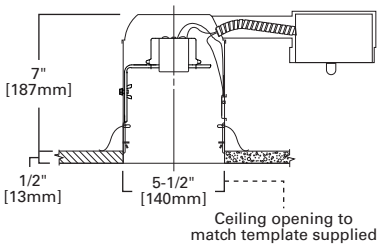

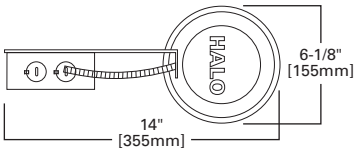

H5RICAT

5" IC, Air-Tite, Remodel Housing, 120V

The H5RICAT recessed housing is designed for residential and light commercial applications. H5RICAT remodel housing features robust construction and may support the use of higher wattage lamps. The wide variety of trims available allows a number of different lighting effects to be created with one basic housing. The H5RICAT is for use in insulated ceilings and may be in direct contact with insulation*. Remodel housing is designed for installation from below the finished ceiling. May be retrofit with compatible Halo LED lighting systems.

Special Features

Slide-N-Side™ junction box
Quick Connect™ push wire nuts
Air-Tite™ code compliant

Compatible Trims

5000	5021	5102	5125	5150	5185
5001	5051	5107	5126	5162	5186
5010	5054	5109	5130	5165	5222
5014	5060	5110	5135	5175	5230
5016	5070	5120	5145	5176	5255
5020	5071	5121	5146		

Trims for use in Halo listed housings

Select trims are classified for use in other housings, see www.eaton.com/lighting/legal

Features

Housing
- Gasketed die-stamped aluminum
- Pre-installed Air-Tite™ ready ceiling contact gasket on flange
- For installation from below the finished ceiling. Integral flange secures fixture against ceiling.
- Designed for insulated ceilings in direct contact with insulation* (May also be installed in non-insulated ceilings)

Socket Plate
- Rigid socket plate adjusts and locks without tools for various lamp sizes
- Socket plate and bracket may be removed when using socket supporting trims

Remodel Springs
Four remodel clips secure housing and accommodate 1/2" and 5/8" ceiling material

Junction Box
- Seven 1/2" trade size conduit knockouts with true pry-out slots
- Four type non-metallic (NM) cable pry-outs simplify installation

Includes:
- Slide-N-Side™ junction box wire traps (Details Pg. 9)
- Quick Connect™ push wire nuts (Details Pg. 9)
- Air-Tite™ code compliant (Details Pg. 9)

Socket
- Porcelain socket with nickel plated brass screw shell
- Snap-in springs secure socket to socket plate, and may be detached when using socket supporting trims
- Overspray protector included

Thermal Protector
Self resetting thermal protector deactivates fixture if overheating occurs due to improper lamping or misapplied insulation

Trims
Halo Fit-All concept offers multiple trim options in a variety of design styles, and functional beam distributions to control beam angle and lumen delivery in accommodating various lamp types including Halogen, CFL and LED

Compliance
- cULus Listed 1598 luminaire
- cULus Listed damp location
- cULus Listed for wet location, covered ceiling, with select trims
- cULus Listed for feed through
- cULus Listed for direct contact with insulation and combustible material*
- Air-Tite code compliant. Certified under ASTM E283; not exceeding 2.0 cfm (0.944 L/s) air leakage rate tested at a 1.57 psf (75 Pa) pressure differential
- RoHS compliant

*Not to be used in direct contact with spray foam insulation (Consult NEMA LSD57-2013)

Specifications, compliances and dimensions subject to change without notice

E26 Screw Base IC Housing

E5ICAT

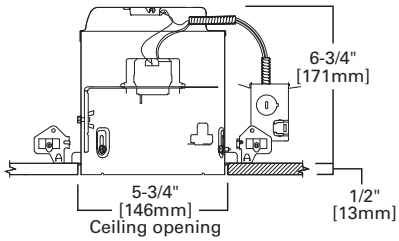

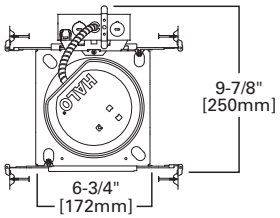

E5ICAT

5" IC, Air-Tite, New Construction Housing, 120V

The E5ICAT is a compact and efficient recessed housing optimized and listed for EISA compliant tungsten-halogen, CFL and LED lamps as well as incandescent. E5ICAT housing is suitable for residential or light commercial applications. For installation in insulated ceilings* and non-insulated ceilings; with Air-Tite code compliant construction. Use with a variety of trims and finishes to create different lighting effects or to match any decor. May be retrofit with Halo LED lighting systems.

Special Features

- All-Nail!™ bar hangers
- q-Channel bars with Pass-N-Thru™
- Hinged j-box with Slide-N-Side™
- Quick Connect™ push wire nuts
- Air-Tite™ code compliant

Compatible Trims

5000	5021	5102	5125	5150	5185
5001	5051	5107	5126	5162	5186
5010	5054	5109	5130	5165	5222
5014	5060	5110	5135	5175	5230
5016	5070	5120	5145	5176	5255
5020	5071	5121	5146		

Trims for use in Halo listed housings

Select trims are classified for use in other housings, see www.eaton.com/lighting/legal

Features

Housing
- Single wall die-formed aluminum housing
- Housing features a precision rolled interlocking collar which maintains aperture geometry for greater assurance of installation results
- Exclusive Air-Tite gasket meets code where required, and seals between housing, frame and finished ceiling - without need for additional caulk
- May be removed from the plaster frame to provide access to junction box

Socket Plate
- Rigid socket plate adjusts and locks without tools for various lamp sizes
- Socket plate and bracket may be removed when using socket supporting trims

Plaster Frame
- Galvanized steel frame. Housing adjusts in plaster frame to accommodate up to 3/8" - 1" ceiling thickness.
- (2) Regressed locking screws for securing hanger bars

Includes:
- All-Nail!™ bar hangers (Details Pg. 11)
- q-Channel bars with Pass-N-Thru™ (Details Pg. 11)
- Hinged junction box with Slide-N-Side™ (Details Pg. 11)
- Quick Connect™ push wire nuts (Details Pg. 11)
- Air-Tite™ code compliant (Details Pg. 11)

Socket
- Porcelain socket with nickel plated brass screw shell
- Snap-in springs secure socket to socket plate, and may be detached when using socket supporting trims
- Shipped with socket overspray protector installed

Thermal Protector
Self resetting thermal protector deactivates fixture if overheating occurs due to improper lamping or misapplied insulation

Trims
Halo Fit-All concept offers multiple trim options in a variety of design styles, and functional beam distributions to control beam angle and lumen delivery in accommodating various lamp types including Halogen, CFL and LED

Compliance
- cULus Listed 1598 luminaire
- cULus Listed damp location
- cULus Listed for wet location, covered ceiling, with select trims
- cULus Listed for direct contact with insulation and combustible material*
- Air-Tite code compliant. Certified under ASTM E283; not exceeding 2.0 cfm (0.944 L/s) air leakage rate tested at a 1.57 psf (75 Pa) pressure differential
- RoHS compliant

*Not to be used in direct contact with spray foam insulation (Consult NEMA LSD57-2013)

E26 Screw Base IC Housing

E5RICAT

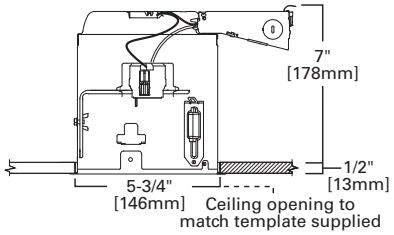

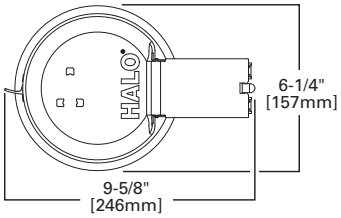

E5RICAT

5" IC, Air-Tite, Remodel Housing, 120V

The E5RICAT is a compact and efficient recessed housing optimized and listed for EISA compliant, tungsten-halogen, CFL and LED lamps as well as incandescent. E5RICAT remodel housing is suitable for residential or light commercial applications. For installation in insulated ceilings* and non-insulated ceilings; with Air-Tite code compliant construction. Remodel housing is designed for installation from below the finished ceiling. Use with a variety of trims and finishes to create different lighting effects or to match any decor. May be retrofit with Halo LED lighting systems.

Special Features

Hinged j-box with Slide-N-Side™
Quick Connect™ wiring tray
Air-Tite™ code compliant

Compatible Trims

5000	5021	5102	5125	5150	5185
5001	5051	5107	5126	5162	5186
5010	5054	5109	5130	5165	5222
5014	5060	5110	5135	5175	5230
5016	5070	5120	5145	5176	5255
5020	5071	5121	5146		

Trims for use in Halo listed housings

Select trims are classified for use in other housings, see www.eaton.com/lighting/legal

Features

Housing
- Single wall die-formed aluminum housing
- Die formed flange maintains aperture geometry for greater assurance of installation results
- Exclusive Air-Tite gasket meets code where required, and seals between housing, flange and finished ceiling - without need for additional caulk
- For installation from below the finished ceiling. Integral flange secures fixture against ceiling.

Remodel Retention System - Speed Clamps
- Exclusive two integral speed clamps securely lock housing to ceiling, accommodating 3/8" to 2" ceiling material

Socket Plate
- Rigid socket plate adjusts and locks without tools for various lamp sizes
- Socket plate and bracket may be removed when using socket supporting trims

Includes:
- Hinged junction box with Slide-N-Side™ (Details Pg. 11)
- Quick Connect™ wiring tray (Details Pg. 11)
- Air-Tite™ code compliant (Details Pg. 11)

Socket
- Porcelain socket with nickel plated brass screw shell
- Snap-in springs secure socket to socket plate, and may be detached when using socket supporting trims
- Shipped with socket overspray protector installed

Thermal Protector
Self resetting thermal protector deactivates fixture if overheating occurs due to improper lamping or misapplied insulation

Trims
Halo Fit-All concept offers multiple trim options in a variety of design styles, and functional beam distributions to control beam angle and lumen delivery in accommodating various lamp types including Halogen, CFL and LED

Quick Connect™ Wiring Tray
- (3) Color coded 4-port push-in wire nuts included
- Captive tray holds push-nuts in place for one-handed connections to line, neutral & ground
- Speeds installation and increases reliability
- No additional wire nuts required

Compliance
- cULus Listed 1598 luminaire
- cULus Listed damp location
- cULus Listed for wet location, covered ceiling, with select trims
- cULus Listed for direct contact with insulation and combustible material*
- Air-Tite code compliant. Certified under ASTM E283; not exceeding 2.0 cfm (0.944 L/s) air leakage rate tested at a 1.57 psf (75 Pa) pressure differential.
- RoHS compliant

*Not to be used in direct contact with spray foam insulation (Consult NEMA LSD57-2013)

Specifications, compliances and dimensions subject to change without notice

E26 Screw Base IC Housing

H25ICAT



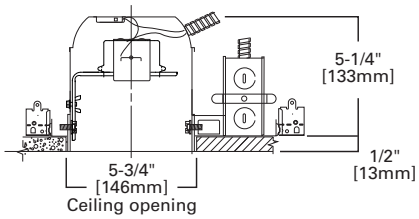

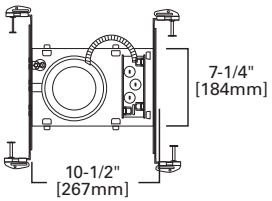

H25ICAT

5" IC, Air-Tite, Shallow New Construction Housing, 120V

The H25ICAT recessed housing is designed for residential and light commercial applications. The H25ICAT is designed for use in shallow ceilings and features full-frame robust construction, feed through listing, Got Nail! bar hangers; and may support the use of higher wattage lamps. The wide variety of trims available allows a number of different lighting effects to be created with one basic housing. The H25ICAT is designed for use in shallow insulated ceilings and may be in direct contact with insulation*. May be retrofit with compatible Halo LED lighting systems.

Special Features

Got Nail!™ bar hangers
q-Channel bars with Pass-N-Thru™
Slide-N-Side™ junction box
Quick Connect™ push wire nuts
Air-Tite™ code compliant

Compatible Trims

5000	5070	5109	5130	5162	5176
5014	5071	5110	5135	5165	5185
5054	5102	5121	5145	5175	5186
5060	5107	5126	5150		

Trims for use in Halo listed housings

Select trims are classified for use in other housings, see www.eaton.com/lighting/legal

Features

Housing
- Single wall aluminum housing
- Sealed and gasketed for Air-Tite™ ready installation
- Designed for insulated ceilings in direct contact with insulation* (May also be installed in non-insulated ceilings)
- Housing adjusts in plaster frame to accommodate up to 1-3/8" ceiling thickness

Socket Plate
- Rigid socket plate adjusts and locks without tools for various lamp sizes
- Socket plate and bracket may be removed when using socket supporting trims

Plaster Frame
- Galvanized steel construction
- The housing can be removed from plaster frame to provide access to the junction box
- Plaster frame features include:
  - Regressed locking screw positioned for securing hanger bars from below the ceiling
  - Cutouts for easily crimping hanger bars in position
  - Halo name embossed on plaster frame
  - Pre-installed Air-Tite ready ceiling contact gasket

Includes:
- Got Nail!™ bar hangers (Details Pg. 9)
- q-Channel bars with Pass-N-Thru™ (Details Pg. 9)
- Slide-N-Side™ junction box wire traps (Details Pg. 9)
- Quick Connect™ push wire nuts (Details Pg. 9)
- Air-Tite™ code compliant (Details Pg. 9)

Socket
- Porcelain socket with nickel plated brass screw shell
- Snaps into trim for consistent lamp positioning
- Overspray protector included

Thermal Protector
Self resetting thermal protector deactivates fixture if overheating occurs due to improper lamping or misapplied insulation

Trims
Halo Fit-All concept offers multiple trim options in a variety of design styles, and functional beam distributions to control beam angle and lumen delivery in accommodating various lamp types including Halogen, CFL and LED

Compliance
- cULus Listed 1598 luminaire
- cULus Listed damp location
- cULus Listed for wet location, covered ceiling, with select trims
- cULus Listed for feed through
- cULus Listed for direct contact with insulation and combustible material*
- Air-Tite code compliant. Certified under ASTM E283; not exceeding 2.0 cfm (0.944 L/s) air leakage rate tested at a 1.57 psf (75 Pa) pressure differential.
- RoHS compliant

*Not to be used in direct contact with spray foam insulation (Consult NEMA LSD57-2013)

E26 Screw Base Trims

IC Housings: H5ICAT • H5RICAT • E5ICAT • E5RICAT • H25ICAT

Reflectors

5020 PAR Reflector

- Straight precision sided trim ring (fixed, not removable)
- Torsion spring retention
- Dual socket position for BR and PAR lamps
- Socket supporting

Housings	Max Lamp Compatibility
H5ICAT	75W PAR30S, 60W R30, 60W BR30
H5RICAT	50W PAR30S, 50W PAR30L, 60W BR30
E5ICAT	**5020P, 5020H, 5020SC, 5020BL:** 60W PAR30S, 60W BR30
E5RICAT	**5020SN, 5020TBZ:** 60W PAR30S, 50W BR30

Compatible with Halogen, Incandescent, LED* or CFL* lamps

5020P
White Reflector, White Trim

5020H
Haze Reflector, White Trim

5020SC
Clear Specular Reflector, White Trim

5020BL
Black Specular Reflector, White Trim

5020SN
Satin Nickel Reflector, Satin Nickel Trim

5020TBZ
Tuscan Bronze Reflector, Tuscan Bronze Trim

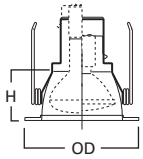

Dimensions**
H: 3-1/4" [82mm]
OD: 6-3/8" [162mm]

5021 Full Reflector

- Straight precision sided trim ring (fixed, not removable)
- Torsion spring retention
- For use with A-lamps
- Socket supporting

Housings		Max Lamp Compatibility
H5ICAT	H5RICAT	40W A19
E5ICAT	E5RICAT	29W A19

Compatible with Halogen, Incandescent, LED* or CFL* lamps

5021H
Haze Reflector, White Trim

5021SC
Clear Specular Reflector, White Trim

5021SN
Satin Nickel Reflector, Satin Nickel Trim

5021TBZ
Tuscan Bronze Reflector, Tuscan Bronze Trim

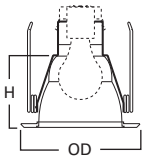

Dimensions**
H: 5" [127mm]
OD: 6-3/8" [162mm]

5107 Specular Reflector, Self-flange

- Self-flange reflector cone
- Contoured tapered sides of cone reflector for BR30 and PAR30 lamps
- Coil spring retention
- Self-flange trim ring sized to hide gaps caused by construction tolerances

Housings		Max Lamp Compatibility
H5ICAT	H5RICAT	50W PAR30S, 75W PAR30L, 65W BR30
E5ICAT	E5RICAT	
H25ICAT		50W PAR30S, 60W PAR30L, 60W BR30

Compatible with Halogen, Incandescent, LED* or CFL* lamps

5107SC
Specular Reflector, White Self-flange

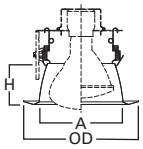

Dimensions**
A: 4-3/4" [121mm]
H: 2-3/8" [60mm]
OD: 6-5/8" [168mm]

5120 Full Cone Reflector, Self-flange

- Full cone reflector
- Torsion spring retention
- Socket supporting
- Self-flange trim ring sized to hide gaps caused by construction tolerances

Housings		Max Lamp Compatibility
H5ICAT	H5RICAT	**5120WH:** 29W A19, 50W PAR30S, 60W PAR30L, 65W BR30
E5ICAT	E5RICAT	**5120SN, 5120TBZ:** 29W A19, 50W PAR30S, 60W PAR30L, 50W BR30

Compatible with Halogen, Incandescent, LED* or CFL* lamps

5120WH
White Reflector, White Self-flange

5120SN
Satin Nickel Reflector, Satin Nickel Self-flange

5120TBZ
Tuscan Bonze Reflector, Tuscan Bronze Self-flange

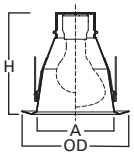

Dimensions**
A: 4-3/4" [121mm]
H: 6-1/4" [160mm]
OD: 6-5/8" [168mm]

*UL1993 listed LED & CFL equivalent lamps permitted. Consult lamp manufacturer for conditions of use. Eaton does not warranty the lamp.
****Key: A:** Luminous Aperture, **D:** Depth Profile, **H:** Height, **LH:** Lens Height, **OD:** Trim Outside Diameter

Specifications, compliances and dimensions subject to change without notice

5121 Shallow Full Cone Reflector, Self-flange

- Shallow full cone reflector
- Torsion spring retention
- Socket supporting
- Self-flange trim ring sized to hide gaps caused by construction tolerances

Housings	Max Lamp Compatibility
H5ICAT H5RICAT E5ICAT E5RICAT	50W PAR30S, 75W PAR30L, 65W BR30
H25ICAT	50W PAR20, 50W PAR30S, 75W PAR30L, 65W BR30

Compatible with Halogen, Incandescent, LED* or CFL* lamps

5121WH
White Reflector, White Oversize Self-flange

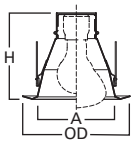

Dimensions**
A: 4-3/4" [121mm]
H: 5-1/3" [135mm]
OD: 6-5/8" [168mm]

Baffles

5001 PAR Metal Baffle Splay

- Straight precision sided trim ring (fixed, not removable)
- Torsion spring retention
- Dual socket position for BR and PAR lamps
- Socket supporting

Housings	Max Lamp Compatibility
H5ICAT	35W PAR20, 75W PAR30S, 65W BR30, 30W R20
H5RICAT	35W PAR20, 50W PAR30S, 50W PAR30L, 60W BR30, 30W R20
E5ICAT E5RICAT	**5001P:** 35W PAR20, 60W PAR30S, 60W PAR30L, 65W BR30 **5001MB, 5001SN, 5001TBZ:** 35W PAR20, 60W PAR30S, 60W PAR30L, 60W BR30

Compatible with Halogen, Incandescent, LED* or CFL* lamps

5001P
White Baffle, White Trim

5001MB
Black Baffle, White Trim

5001SN
Satin Nickel Baffle, Satin Nickel Trim

5001TBZ
Tuscan Bronze Baffle, Tuscan Bronze Trim

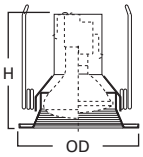

Dimensions**
H: 6-1/8" [152mm]
OD: 6-3/8" [156mm]

5010 PAR Metal Step Baffle

- Straight precision sided trim ring (fixed, not removable)
- Torsion spring retention
- Dual socket position for BR and PAR lamps
- Socket supporting

Housings	Max Lamp Compatibility
H5ICAT	75W PAR30S, 60W R30, 60W BR30
H5RICAT	50W PAR30S, 50W PAR30L, 60W BR30
E5ICAT	60W PAR30S, 60W PAR30L, 60W BR30
E5RICAT	50W PAR30S, 60W PAR30L, 60W BR30

Compatible with Halogen, Incandescent, LED* or CFL* lamps

5010W
White Baffle, White Trim

5010
Black Baffle, White Trim

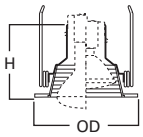

Dimensions**
H: 2" [52mm]
OD: 6-3/8" [156mm]

5014 Shallow Metal Baffle, Self-flange

- For use in shallow housing
- Straight precision sided trim ring (fixed, not removable)
- Torsion spring retention
- Socket supporting

Housings	Max Lamp Compatibility
H5ICAT H5RICAT E5ICAT E5RICAT	50W PAR30S, 75W PAR30L, 65W BR30

Compatible with Halogen, Incandescent, LED* or CFL* lamps

5014P
White Baffle, White Trim

5014MB
Black Baffle, White Trim

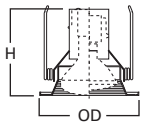

Dimensions**
A: 4-3/4" [121mm]
H: 2-3/8" [60mm]
OD: 6-5/8" [168mm]

*UL1993 listed LED & CFL equivalent lamps permitted. Consult lamp manufacturer for conditions of use. Eaton does not warranty the lamp.
****Key: A:** Luminous Aperture, **D:** Depth Profile, **H:** Height, **LH:** Lens Height, **OD:** Trim Outside Diameter

E26 Screw Base Trims

IC Housings: H5ICAT • H5RICAT • E5ICAT • E5RICAT • H25ICAT

5016 Coilex® Baffle with Reflector

- Straight precision sided trim ring (fixed, not removable)
- Torsion spring retention
- Dual socket position for BR and PAR lamps
- Socket supporting

Housings	Max Lamp Compatibility
H5ICAT H5RICAT	60W PAR30S, 60W PAR30L, 50W BR30
E5ICAT E5RICAT	60W PAR30S, 60W PAR30L, 50W BR30

Compatible with Halogen, Incandescent, LED* or CFL* lamps

5016W
White Baffle, White Trim

5016P
Black Baffle, White Trim

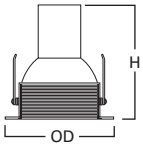

Dimensions**
H: 6-3/4" [171mm]
OD: 6-3/8" [162mm]

5102 Tapered Metal Baffle, Self-flange

- Contoured tapered sides of metal baffle for BR30 and PAR30 lamps
- Coil spring retention
- Self-flange trim ring sized to hide gaps caused by construction tolerances

Housings	Max Lamp Compatibility
H5ICAT H5RICAT E5ICAT E5RICAT	50W PAR30S, 75W PAR30L, 65W BR30
H25ICAT	50W PAR30S, 60W PAR30L, 60W BR30

Compatible with Halogen, Incandescent, LED* or CFL* lamps

5102WB
White Baffle, White Self-flange

5102BB
Black Baffle, White Self-flange

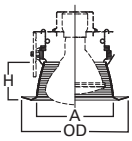

Dimensions**
A: 4-3/4" [121mm]
H: 2-3/8" [60mm]
OD: 6-5/8" [168mm]

5109 Coilex® Tapered Baffle, Self-flange

- Contoured tapered sides of Coilex baffle for BR30 and PAR30 lamps
- Coil spring retention
- Self-flange trim ring sized to hide gaps caused by construction tolerances

Housings	Max Lamp Compatibility
H5ICAT H5RICAT E5ICAT E5RICAT	50W PAR30S, 60W PAR30L, 60W BR30
H25ICAT	39W PAR30S, 60W PAR30L, 50W BR30

Compatible with Halogen, Incandescent, LED* or CFL* lamps

5109WB
White Plastic Straight Coilex Baffle, White Self-flange

5109BB
Black Plastic Straight Coilex Baffle, White Self-flange

5109BKBB
Black Plastic Straight Coilex Baffle, Black Self-flange

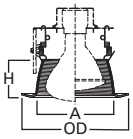

Dimensions**
A: 4-3/4" [121mm]
H: 2-3/8" [60mm]
OD: 6-5/8" [168mm]

5110 Perftex™ Baffle, Self-flange

- Perforated pattern baffle contoured for BR30 and PAR30 lamps
- Coil spring retention
- Self-flange trim ring sized to hide gaps caused by construction tolerances

Housings	Max Lamp Compatibility
H5ICAT H5RICAT E5ICAT E5RICAT	50W PAR30S, 60W PAR30L, 50W BR30
H25ICAT	**5110WB:** 39W PAR30S, 60W PAR30L, 50W BR30 **5110BB, 5110BKBB:** 39W PAR30S, 60W PAR30L, 40W BR30

Compatible with Halogen, Incandescent, LED* or CFL* lamps

5110WB
White Perftex Baffle, White Self-flange

5110BB
Black Perftex Baffle, White Self-flange

5110BKBB
Black Perftex Baffle, Black Self-flange

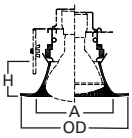

Dimensions**
A: 5-1/2" [141mm]
H: 2-1/8" [55mm]
OD: 6-5/8" [168mm]

*UL1993 listed LED & CFL equivalent lamps permitted. Consult lamp manufacturer for conditions of use. Eaton does not warranty the lamp.
****Key: A:** Luminous Aperture, **D:** Depth Profile, **H:** Height, **LH:** Lens Height, **OD:** Trim Outside Diameter

Specifications, compliances and dimensions subject to change without notice

5125 Full Cone Baffle, Self-flange

- Full cone baffle trim
- Torsion springs retention
- Socket supporting
- Self-flange trim ring sized to hide gaps caused by construction tolerances

Housings	Max Lamp Compatibility
H5ICAT H5RICAT	**5125WB:** 29W A19, 50W PAR30S, 60W PAR30L, 65W BR30
E5ICAT E5RICAT	**5125BB & 5125BKBB:** 29W A19, 50W PAR30S, 60W PAR30L, 50W BR30

Compatible with Halogen, Incandescent, LED* or CFL* lamps

5125WB
White Baffle, White Self-flange

5125BB
White Baffle, Black Self-flange

5125BKBB
Black Baffle, Black Self-flange

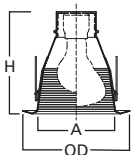

Dimensions**
A: 4-3/4" [121mm]
H: 6-1/4" [160mm]
OD: 6-5/8" [168mm]

5126 Shallow Full Cone Baffle, Self-flange

- Shallow full cone baffle
- Torsion springs retention
- Socket supporting
- Self-flange trim ring sized to hide gaps caused by construction tolerances

Housings	Max Lamp Compatibility
H5ICAT H5RICAT	50W PAR30S, 75W PAR30L, 65W BR30
E5ICAT E5RICAT	
H25ICAT	**5126WB:** 50W PAR20, 50W PAR30S, 75W PAR30L, 65W BR30 **5126BB:** 50W PAR20, 50W PAR30S, 60W PAR30L, 50W BR30

Compatible with Halogen, Incandescent, LED* or CFL* lamps

5126WB
White Baffle, White Self-flange

5126BB
Black Baffle, White Self-flange

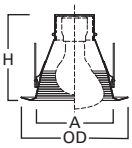

Dimensions**
A: 4-3/4" [121mm]
H: 5-1/3" [135mm]
OD: 6-5/8" [168mm]

Adjustable – Eyeballs & Gimbals

5060 Adjustable Gimbal 20° Tilt, Self-flange

- Straight precision sided trim ring (fixed, not removable)
- For directional accent lighting
- Torsion springs retention
- 20° tilt - 360° rotation
- Socket supporting

Housings	Max Lamp Compatibility
H5ICAT H5RICAT	50W PAR30S
E5ICAT E5RICAT	
H25ICAT	50W PAR30S, 50W R30

Compatible with Halogen, Incandescent, LED* or CFL* lamps

5060P
White Gimbal, White Trim

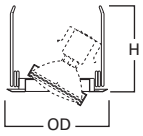

Dimensions**
H: 3-1/4" [82mm]
OD: 6-3/8" [162mm]

5070 Adjustable Eyeball 30° Tilt, Self-flange

- Straight precision sided trim ring (fixed, not removable)
- For directional accent lighting
- Torsion springs retention
- 30° tilt - 360° rotation
- Socket supporting

Housings	Max Lamp Compatibility
H5ICAT H5RICAT	
E5ICAT E5RICAT	75W PAR30S
H25ICAT	

Compatible with Halogen, Incandescent, LED* or CFL* lamps

5070P
White Eyeball, White Trim

5070SN
Satin Nickel Eyeball, Satin Nickel Trim

5070TBZ
Tuscan Bronze Eyeball, Tuscan Bronze Trim

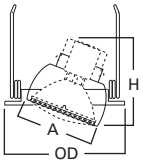

Dimensions**
A: 3-7/8" [98mm]
H: 3-3/8" [86mm]
OD: 6-3/8" [162mm]

*UL1993 listed LED & CFL equivalent lamps permitted. Consult lamp manufacturer for conditions of use. Eaton does not warranty the lamp.
****Key: A:** Luminous Aperture, **D:** Depth Profile, **H:** Height, **LH:** Lens Height, **OD:** Trim Outside Diameter

E26 Screw Base Trims

IC Housings: H5ICAT • H5RICAT • E5ICAT • E5RICAT • H25ICAT

5071 Adjustable Eyeball 30° Tilt, Self-flange

- Straight precision sided trim ring (fixed, not removable)
- For directional accent lighting
- Torsion springs retention
- 30° tilt - 360° rotation
- Socket supporting

Housings		Max Lamp Compatibility
H5ICAT	H5RICAT	50W PAR20, 50W R20
E5ICAT	E5RICAT	50W PAR20
H25ICAT		50W PAR20, 50W R20

Compatible with Halogen, Incandescent, LED* or CFL* lamps

5071P
White Eyeball, White Trim

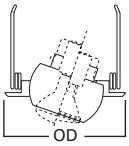

Dimensions**
OD: 6-1/2" [165mm]

5130 Eyeball 35° Tilt, Self-flange

- Adjustable 35° tilt, 360° rotation
- Design optimized for PAR30S (short-neck) lamp
- Torsion spring retention
- Socket supporting
- Self-flange trim ring sized to hide gaps caused by construction tolerances

Housings		Max Lamp Compatibility
H5ICAT	H5RICAT	
E5ICAT	E5RICAT	75W PAR30S
H25ICAT		

Compatible with Halogen, Incandescent, LED* or CFL* lamps

5130WH
White Eyeball, White Trim

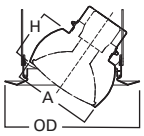

Dimensions**
A: 3-7/8" [98mm]
H: 2-1/4" [58mm]
OD: 6-5/8" [168mm]

5135 Eyeball 35° Tilt, Self-flange

- Conical adjustable eyeball trim for PAR20 lamp
- Torsion spring retention
- Socket supporting
- 35° tilt, 360° rotation
- Self-flange trim ring sized to hide gaps caused by construction tolerances

Housings		Max Lamp Compatibility
H5ICAT	H5RICAT	
E5ICAT	E5RICAT	50W PAR20
H25ICAT		

Compatible with Halogen, Incandescent, LED* or CFL* lamps

5135WH
White Eyeball, White Trim, Self-flange

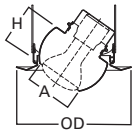

Dimensions**
A: 2-3/4" [70mm]
H: 2-1/4" [58mm]
OD: 6-5/8" [168mm]

5165 Gimbal 35° Tilt, Self-flange

- Adjustable gimbal trim for PAR30S (short-neck) lamp
- Torsion spring retention
- Socket supporting
- 35° tilt, 360° rotation
- Self-flange trim ring sized to hide gaps caused by construction tolerances

Housings		Max Lamp Compatibility
H5ICAT	H5RICAT	
E5ICAT	E5RICAT	50W PAR30S
H25ICAT		

Compatible with Halogen, Incandescent, LED* or CFL* lamps

5165WH
White Gimbal, White Trim

5165BK
Black Gimbal, Black Trim

5165SN
Satin Nickel Gimbal, Satin Nickel Trim

5165TBZ
Tuscan Bronze Gimbal, Tuscan Bronze Trim

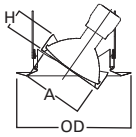

Dimensions**
A: 3-3/8" [85mm]
H: 1-1/8" [29mm]
OD: 6-5/8" [168mm]

*UL1993 listed LED & CFL equivalent lamps permitted. Consult lamp manufacturer for conditions of use. Eaton does not warranty the lamp.
****Key: A:** Luminous Aperture, **D:** Depth Profile, **H:** Height, **LH:** Lens Height, **OD:** Trim Outside Diameter

Specifications, compliances and dimensions subject to change without notice

5222 Regressed Angle Cut Adjustable Gimbal, 30° Tilt, Self-flange

- Fully regressed gimbal
- Torsion spring retention
- 30° tilt, 360° rotation
- Socket supporting
- Angle cut - cone reflector and baffle options
- Accommodates tilt of gimbal in a full regressed cut cone
- Self-flange trim ring sized to hide gaps caused by construction tolerances

Housings		Max Lamp Compatibility
H5ICAT	H5RICAT	39W PAR30S, 60W PAR30L
E5ICAT	E5RICAT	

Compatible with Halogen, Incandescent, LED* or CFL* lamps

5222WB
White Baffle & Gimbal, White Trim

5222BB
Black Baffle & Gimbal, White Trim

5222SC
Specular Clear Reflector & Gimbal, White Trim

5222H
Haze Reflector & Gimbal, White Trim

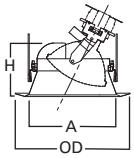

Dimensions**
A: 5"127mm]
H: 3-1/8" [79mm]
OD: 6-5/8" [168mm]

Lenses & Wet Location Showerlights

5051 Frosted Glass Lens

Showerlight

- Frosted glass lens
- Straight precision sided trim
- "Dead-Front" construction, wet location listed Showerlight
- Non-conductive, non-corrosive gasketed polymer trim ring
- Torsion spring retention

Housings		Max Lamp Compatibility
H5ICAT	H5RICAT	35W PAR30L
E5ICAT	E5RICAT	

Compatible with Halogen, Incandescent, LED* or CFL* lamps

5051PS
Frosted Glass Lens, White Trim

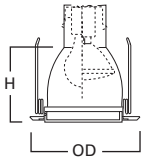

Dimensions**
H: 5-9/16" [141mm]
OD: 6-7/16" [164mm]

5054 Frosted Glass Dome Lens

airstyle™ Showerlight

- Frosted glass dome lens
- Straight precision sided trim ring
- "Dead-Front" construction, wet location listed Showerlight
- Non conductive, non corrosive gasketed polymer trim ring
- Torsion spring retention

Housings		Max Lamp Compatibility
H5ICAT	H5RICAT	
E5ICAT	E5RICAT	40W A19, 50W PAR30S
H25ICAT		

Compatible with Halogen, Incandescent, LED* or CFL* lamps

5054PS
Frosted Glass Dome, White Trim

5054SNS
Frosted Glass Dome, Satin Nickel Trim

5054TBZS
Frosted Glass Dome, Tuscan Bronze Trim

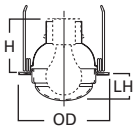

Dimensions**
LH: 1-3/4" [45mm]
H: 4-1/2" [114mm]
OD: 6-3/8" [162mm]

*UL1993 listed LED & CFL equivalent lamps permitted. Consult lamp manufacturer for conditions of use. Eaton does not warranty the lamp.
****Key: A:** Luminous Aperture, **D:** Depth Profile, **H:** Height, **LH:** Lens Height, **OD:** Trim Outside Diameter

E26 Screw Base Trims

IC Housings: H5ICAT • H5RICAT • E5ICAT • E5RICAT • H25ICAT

5150 Low Profile, Frosted Glass Dome Lens, Self-flange

Showerlight

- Low profile, frosted glass dome lens
- Wet location Showerlight
- Torsion spring retention
- Non-conductive "dead-front" polymer (plastic) trim and glass lens
- Socket supporting internal reflector
- Self-flange trim ring sized to hide gaps caused by construction tolerances

Housings	Max Lamp Compatibility
H5ICAT H5RICAT	29W A19, 39W PAR30S
E5ICAT E5RICAT	
H25ICAT	29W A19

Compatible with Halogen, Incandescent, LED* or CFL* lamps

5150WH
Frosted Glass Dome Lens with Reflector, White Plastic Self-flange

5150SN
Frosted Glass Dome Lens with Reflector, Satin Nickel Plastic Self-flange

5150TBZ
Frosted Glass Dome Lens with Reflector, Tuscan Bronze Plastic Self-flange

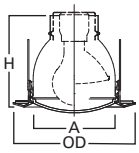

Dimensions**
A: 4-1/2" [114mm]
H: 5" [126mm]
OD: 6-5/8" [168mm]

5162 Drop Opal Plastic Lens, Self-flange

Showerlight

- Drop opal plastic lens
- Wet location Showerlight
- Non-conductive "dead-front" polymer (plastic) trim
- Torsion spring retention
- Socket supporting internal reflector
- Self-flange trim ring sized to hide gaps caused by construction tolerances

Housings	Max Lamp Compatibility
H5ICAT H5RICAT	
E5ICAT E5RICAT	29W A19
H25ICAT	

Compatible with Halogen, Incandescent, LED* or CFL* lamps

5162WH
Drop Opal Plastic Lens with Reflector, White Plastic Self-flange

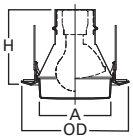

Dimensions**
A: 4-1/2" [114mm]
H: 5-5/8" [118mm]
OD: 6-5/8" [168mm]

5230 Squircle Frost Glass Lens, Metal Trim, Self-flange

Showerlight

- Low profile frost glass lens
- Wet location Showerlight
- Torsion spring retention
- Self-flange low profile metal trim ring
- Socket supporting internal bracket
- Integral rotation adjustment up to +/– 25° for precise alignment with room

Housings	Max Lamp Compatibility
H5ICAT H5RICAT	Consult website
E5ICAT E5RICAT	www.eaton.com/lighting

Compatible with Halogen, Incandescent, LED* or CFL* lamps

5230AH
Frost Glass Lens, Aluminum Haze Squircle Trim

5230PN
Frost Glass Lens, Polished Nickel Squircle Trim

5230SN
Frost Glass Lens, Satin Nickel Squircle Trim

5230TBZ
Frost Glass Lens, Tuscan Bronze Squircle Trim

5255 Soft Square, Frost Curved Glass Lens, Self-flange

Showerlight

- Low profile cured frost glass lens
- Wet location Showerlight
- Torsion spring retention
- Non-conductive "dead-front" polymer (plastic) trim and glass lens
- Integral rotation adjustment up to +/– 25° for precise alignment with room
- Integrated Socket Supporting reflector for illumination across lens corner-to-corner

Housings	Max Lamp Compatibility
H5ICAT H5RICAT	29W A19
E5ICAT E5RICAT	

Compatible with Halogen, Incandescent, LED* or CFL* lamps

5255WH
Frost Curved Glass Lens with Reflector, White Plastic Self-flange

5255SN
Frost Curved Glass Lens with Reflector, Satin Nickel Plastic Self-flange

5255TBZ
Frost Curved Glass Lens with Reflector, Tuscan Bronze Plastic Self-flange

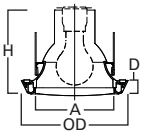

Dimensions**
A: 5-1/8" [130mm]
D: 1" [26mm]
H: 5-1/2" [140mm]
OD: 6-7/8" [174mm]

*UL1993 listed LED & CFL equivalent lamps permitted. Consult lamp manufacturer for conditions of use. Eaton does not warranty the lamp.
****Key: A:** Luminous Aperture, **D:** Depth Profile, **H:** Height, **LH:** Lens Height, **OD:** Trim Outside Diameter

Specifications, compliances and dimensions subject to change without notice

5145 Open Wet Location, Shallow Reflector, Self-flange

Showerlight

- Open wet location Showerlight for PAR30 outdoor rated lamps ONLY
- Torsion spring retention
- Socket supporting
- Self-flange trim ring sized to hide gaps caused by construction tolerances
- For use in standard and shallow housings

Housings		Max Lamp Compatibility
H5ICAT	H5RICAT	**5145WH:** 75W PAR30S, 75W PAR30L **5145SN, 5145TBZ:** 60W PAR30S, 75W PAR30L
E5ICAT	E5RICAT	
H25ICAT		

Compatible with Halogen, Incandescent, LED* or CFL* lamps

5145WH
White Self-flange

5145SN
Satin Nickel Self-flange

5145TBZ
Tuscan Bronze Self-flange

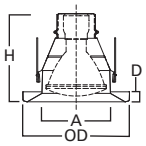

Dimensions**
A: 4-5/8" [117mm]
D: 5/8" [16mm]
H: 5-3/8" [138mm]
OD: 6-5/8" [168mm]

Outdoor Rated Lamp ONLY (Purchase Separately)

Lamp Gasket
(Included)

5146 Open Wet Location Full Reflector, Self-flange

Showerlight

- Open wet location Showerlight for PAR30S and PAR30L outdoor rated lamps ONLY
- Torsion spring retention
- Socket supporting
- Self-flange trim ring sized to hide gaps caused by construction tolerances

Housings		Max Lamp Compatibility
H5ICAT	H5RICAT	50W PAR30S, 60W PAR30L
E5ICAT	E5RICAT	

Compatible with Halogen, Incandescent, LED* or CFL* lamps

5146WH
White Self-flange

5146SN
Satin Nickel Self-flange

5146TBZ
Tuscan Bronze Self-flange

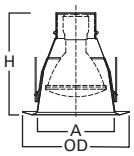

Dimensions**
A: 4-3/4" [121mm]
H: 6-1/4" [160mm]
OD: 6-5/8" [168mm]

Outdoor Rated Lamp ONLY (Purchase Separately)

Lamp Gasket
(Included)

Open, Splay & Wall Wash

5000 PAR Metal Splay, Self-flange

- Straight precision sided trim ring (fixed, not remodeled)
- Open metal splay trim
- Dual socket position socket for BR and PAR lamps
- Torsion spring retention
- Socket supporting

Housings	Max Lamp Compatibility
H5ICAT	75W PAR30S, 75W PAR30L, 65W BR30, 75W R30
H5RICAT	50W PAR30S, 75W PAR30L, 60W BR30
H25ICAT	50W PAR30S, 50W PAR30L, 60W BR30
E5ICAT	**5000P:** 50W PAR30S, 60W PAR30L, 60W BR30
E5RICAT	**5000SN, 5000TBZ:** 60W PAR30S, 60W PAR30L, 60W BR30

Compatible with Halogen, Incandescent, LED* or CFL* lamps

5000P
White Splay, White Trim

5000SN
Satin Nickel Splay,
Satin Nickel Trim

5000TBZ
Tuscan Bronze Splay,
Tuscan Bronze Trim

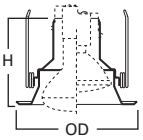

Dimensions**
H: 4-5/8" [118mm]
OD: 6-3/8" [162mm]

*UL1993 listed LED & CFL equivalent lamps permitted. Consult lamp manufacturer for conditions of use. Eaton does not warranty the lamp.
****Key: A:** Luminous Aperture, **D:** Depth Profile, **H:** Height, **LH:** Lens Height, **OD:** Trim Outside Diameter

E26 Screw Base Trims

IC Housings: H5ICAT • H5RICAT • E5ICAT • E5RICAT • H25ICAT

5175 Open, Wide Self-flange

- Open trim for BR & PAR lamps
- Coil spring retention
- Self-flange trim ring sized to hide gaps caused by construction tolerances

Housings		Max Lamp Compatibility
H5ICAT	H5RICAT	**5175WH:** 39W PAR30S, 75W PAR30L, 65W BR30
E5ICAT	E5RICAT	**5175SN, 5175TBZ:** 39W PAR30S, 60W PAR30L, 50W BR30
H25ICAT		39W PAR30S, 60W PAR30L, 50W BR30

Compatible with Halogen, Incandescent, LED* or CFL* lamps

5175WH
White Self-flange

5175SN
Satin Nickel Self-flange

5175TBZ
Tuscan Bronze Self-flange

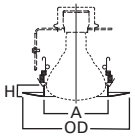

Dimensions**
A: 3-7/8" [99mm]
H: 3/4" [19mm]
OD: 6-5/8" [168mm]

5176 Open, Wide Self-flange

- Open trim for BR & PAR lamps
- Torsion spring retention
- Socket supporting integral bracket
- Self-flange trim ring sized to hide gaps caused by construction tolerances

Housings		Max Lamp Compatibility
H5ICAT	H5RICAT	60W PAR30S, 60W PAR30L, 50W BR30
E5ICAT	E5RICAT	
H25ICAT		

Compatible with Halogen, Incandescent, LED* or CFL* lamps

5176WH
White Self-flange

5176SN
Satin Nickel Self-flange

5176TBZ
Tuscan Bronze Self-flange

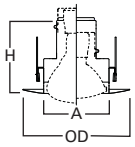

Dimensions**
A: 3-7/8" [99mm]
H: 4-3/4" [120mm]
OD: 6-5/8" [168mm]

5185 Open, Splay Self-flange

- Splay trim for BR & PAR lamps
- Coil spring retention
- Self-flange trim ring sized to hide gaps caused by construction tolerances

Housings		Max Lamp Compatibility
H5ICAT	H5RICAT	**5185WH:** 39W PAR30S, 60W PAR30L, 65W BR30
E5ICAT	E5RICAT	**5185SN, 5185TBZ:** 39W PAR30S, 60W PAR30L, 50W BR30
H25ICAT		39W PAR30S, 60W PAR30L, 50W BR30

Compatible with Halogen, Incandescent, LED* or CFL* lamps

5185WH
White Self-flange

5185SN
Satin Nickel Self-flange

5185TBZ
Tuscan Bronze Self-flange

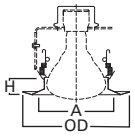

Dimensions**
A: 3-7/8" [99mm]
H: 1" [27mm]
OD: 6-5/8" [168mm]

5186 Splay, Self-flange

- Splay trim for BR & PAR lamps
- Torsion spring retention
- Socket supporting integral bracket
- Self-flange trim ring sized to hide gaps caused by construction tolerances

Housings		Max Lamp Compatibility
H5ICAT	H5RICAT	60W PAR30S, 60W PAR30L, 50W BR30
E5ICAT	E5RICAT	
H25ICAT		

Compatible with Halogen, Incandescent, LED* or CFL* lamps

5186WH
White Self-flange

5186SN
Satin Nickel Self-flange

5186TBZ
Tuscan Bronze Self-flange

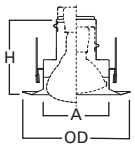

Dimensions**
A: 3-7/8" [99mm]
H: 4-7/8" [123mm]
OD: 6-5/8" [168mm]

*UL1993 listed LED & CFL equivalent lamps permitted. Consult lamp manufacturer for conditions of use. Eaton does not warranty the lamp.
****Key: A:** Luminous Aperture, **D:** Depth Profile, **H:** Height, **LH:** Lens Height, **OD:** Trim Outside Diameter

Specifications, compliances and dimensions subject to change without notice

E26 Screw Base IC Housing – No Socket Bracket

H5ICATNB

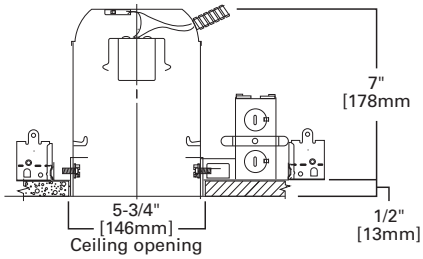

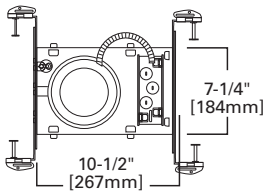

H5ICATNB

5" IC, Air-Tite, New Construction Housing, No Socket Bracket, 120V

The H5ICATNB recessed housing is designed for residential and light commercial applications. H5ICATNB features full-frame robust construction, feed through listing, Got Nail! bar hangers, and may support the use of higher wattage lamps. The wide variety of trims available allows a number of different lighting effects to be created with one basic housing. The H5ICATNB is designed for use in insulated ceilings and may be in direct contact with insulation*.

The H5ICATNB can save installation time. It is designed without a socket plate, for use with socket supporting trims only. With these trims there is no need to spend time removing the socket plate, and the fixed lamp position of socket supporting trims saves on lamp adjustment time too. May be retrofit with compatible Halo LED lighting systems.

Special Features

- Got Nail!™ bar hangers
- q-Channel bars with Pass-N-Thru™
- Slide-N-Side™ junction box
- Quick Connect™ push wire nuts
- Air-Tite™ code compliant

Compatible Trims

5000	5020	5070	5126	5150	5186
5001	5021	5071	5130	5162	5222
5010	5051	5120	5135	5165	5230
5014	5054	5121	5145	5176	5255
5016	5060	5125	5146		

Trims for use in Halo listed housings

Select trims are classified for use in other housings, see www.eaton.com/lighting/legal

Features

Housing
- Die-stamped aluminum
- Sealed and gasketed for Air-Tite™ ready installation
- Designed for insulated ceilings in direct contact with insulation* (May also be installed in non-insulated ceilings)

Plaster Frame
- Galvanized steel construction
- The housing can be removed from plaster frame to provide access to the junction box
- Plaster frame features include:
  - Patented regressed locking screw positioned for securing hanger bars from below the ceiling
  - Cutouts for easily crimping hanger bars in position
  - Halo name embossed on plaster frame
  - Pre-installed Air-Tite ready ceiling contact gasket

Includes:
- Got Nail!™ bar hangers (Details Pg. 9)
- q-Channel bars with Pass-N-Thru™ (Details Pg. 9)
- Slide-N-Side™ junction box wire traps (Details Pg. 9)
- Quick Connect™ push wire nuts (Details Pg. 9)
- Air-Tite™ code compliant (Details Pg. 9)

Socket
- Porcelain socket with nickel plated brass screw shell
- Snap-in springs secure socket to socket plate, and may be detached when using socket supporting trims
- Overspray protector included

Thermal Protector
Self resetting thermal protector deactivates fixture if overheating occurs due to improper lamping or misapplied insulation

Trims
Halo Fit-All concept offers multiple trim options in a variety of design styles, and functional beam distributions to control beam angle and lumen delivery in accommodating various lamp types including Halogen, CFL and LED

Compliance
- cULus Listed 1598 luminaire
- cULus Listed damp location
- cULus Listed for wet location, covered ceiling, with select trims
- cULus Listed for feed through
- cULus Listed for direct contact with insulation and combustible material*
- Air-Tite code compliant. Certified under ASTM E283; not exceeding 2.0 cfm (0.944 L/s) air leakage rate tested at a 1.57 psf (75 Pa) pressure differential
- RoHS compliant

*Not to be used in direct contact with spray foam insulation (Consult NEMA LSD57-2013)

E26 Screw Base IC Housing – No Socket Bracket

E5ICATNB

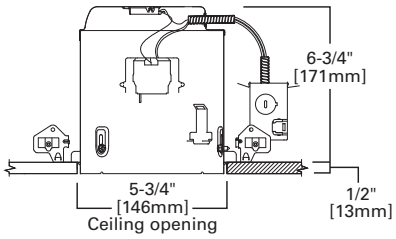

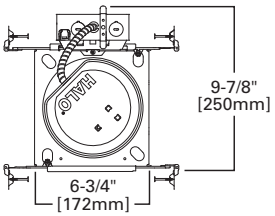

E5ICATNB

5" IC, Air-Tite, New Construction Housing, No Socket Bracket, 120V

The E5ICATNB is a compact and efficient recessed housing optimized and listed for EISA compliant, tungsten-halogen, CFL and LED lamps as well as incandescent. The Halo E5 housing is suitable for residential or light commercial applications. For installation in insulated ceilings* and non-insulated ceilings; with Air-Tite code compliant construction. Use with a variety of trims and finishes to create different lighting effects or to match any decor. The E5ICATNB can save installation time. It is designed without a socket plate for use with socket supporting trims only. With these trims there is no need to spend time removing the socket plate and the fixed lamp position of socket supporting trims saves on lamp adjustment time too. May be retrofit with Halo LED lighting systems.

Special Features

- All-Nail!™ bar hangers
- q-Channel bars with Pass-N-Thru™
- Hinged j-box with Slide-N-Side™
- Quick Connect™ push wire nuts
- Air-Tite™ code compliant

Compatible Trims

5000	5020	5070	5126	5150	5186
5001	5021	5071	5130	5162	5222
5010	5051	5120	5135	5165	5230
5014	5054	5121	5145	5176	5255
5016	5060	5125	5146		

Trims for use in Halo listed housings

Select trims are classified for use in other housings, see www.eaton.com/lighting/legal

Features

Housing
- Single wall die-formed aluminum housing
- Housing features a precision rolled interlocking collar which maintains aperture geometry for greater assurance of installation results
- Exclusive Air-Tite gasket meets code where required, and seals between housing, frame and finished ceiling - without need for additional caulk
- May be removed from the plaster frame to provide access to junction box

Plaster Frame
- Galvanized steel frame. Housing adjusts in plaster frame to accommodate up to 3/8" - 1" ceiling thickness
- (2) Regressed locking screws for securing hanger bars

Includes:
- All-Nail!™ bar hangers (Details Pg. 11)
- q-Channel bar hangers (Details Pg. 11)
- Hinged junction box with Slide-N-Side™ (Details Pg. 11)
- Quick Connect™ push wire nuts (Details Pg. 11)
- Air-Tite™ code compliant (Details Pg. 11)

Socket
- Porcelain socket with nickel plated brass screw shell
- Snap-in socket speeds installation and attaches directly to the trim for consistent lamp positioning
- Shipped with socket overspray protector installed

Thermal Protector
Self resetting thermal protector deactivates fixture if overheating occurs due to improper lamping or misapplied insulation

Trims
Halo Fit-All concept offers multiple trim options in a variety of design styles, and functional beam distributions to control beam angle and lumen delivery in accommodating various lamp types including Halogen, CFL and LED

Compliance
- cULus Listed 1598 luminaire
- cULus Listed damp location
- cULus Listed for wet location, covered ceiling, with select trims
- cULus Listed for direct contact with insulation and combustible material*
- Air-Tite code compliant. Certified under ASTM E283; not exceeding 2.0 cfm (0.944 L/s) air leakage rate tested at a 1.57 psf (75 Pa) pressure differential.
- RoHS compliant

*Not to be used in direct contact with spray foam insulation (Consult NEMA LSD57-2013).

Specifications, compliances and dimensions subject to change without notice

E26 Screw Base IC Housing – No Socket Bracket

H25ICATNB

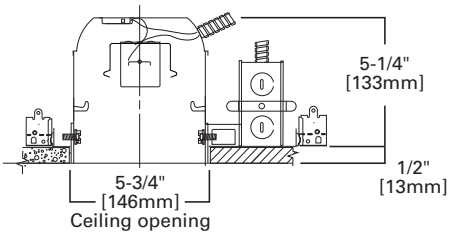

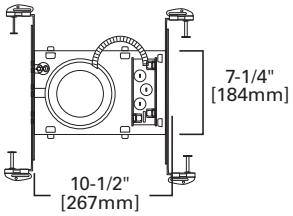

H25ICATNB

5" IC, Air-Tite, Shallow New Construction Housing, No Socket Bracket, 120V

H25ICATNB recessed housing is designed for residential and light commercial applications. The H25ICATNB is designed for use in shallow ceilings, and features full-frame robust construction, feed through listing, Got Nail! bar hangers; and may support the use of higher wattage lamps. The wide variety of trims available allows a number of different lighting effects to be created with one basic housing. The H25ICATNB is designed for use in shallow insulated ceilings and may be in direct contact with insulation*. The H25ICATNB can save installation time. It is designed without a socket plate for use with socket supporting trims only. With these trims there is no need to spend time removing the socket plate and the fixed lamp position of socket supporting trims saves on lamp adjustment time too. May be retrofit with compatible Halo LED lighting systems.

Special Features

Got Nail!™ bar hangers
q-Channel bars with Pass-N-Thru™
Slide-N-Side™ junction box
Quick Connect™ push wire nuts
Air-Tite™ code compliant

Compatible Trims

5000	5060	5121	5135	5162	5176
5014	5070	5126	5145	5165	5186
5054	5071	5130	5150		

Trims for use in Halo listed housings

Select trims are classified for use in other housings, see www.eaton.com/lighting/legal

Features

Housing
- Single wall aluminum housing
- Sealed and gasketed for Air-Tite™ ready installation
- Designed for insulated ceilings in direct contact with insulation* (May also be installed in non-insulated ceilings)
- Housing adjusts in plaster frame to accommodate up to 1-3/8" ceiling thickness

Plaster Frame
- Galvanized steel construction
- The housing can be removed from plaster frame to provide access to the junction box
- Plaster frame features include:
  - Patented regressed locking screw positioned for securing hanger bars from below the ceiling
  - Cutouts for easily crimping hanger bars in position
  - Halo name embossed on plaster frame
  - Pre-installed Air-Tite ready ceiling contact gasket

Includes:
- Got Nail!™ bar hangers (Details Pg. 9)
- q-Channel bars with Pass-N-Thru™ (Details Pg. 9)
- Slide-N-Side™ junction box wire traps (Details Pg. 9)
- Quick Connect™ push wire nuts (Details Pg. 9)
- Air-Tite™ code compliant (Details Pg. 9)

Socket
- Porcelain socket with nickel plated brass screw shell
- Snaps into trim for consistent lamp positioning
- Shipping insert protects socket from overspray

Thermal Protector
Self resetting thermal protector deactivates fixture if overheating occurs due to improper lamping or misapplied insulation

Trims
Halo Fit-All concept offers multiple trim options in a variety of design styles, and functional beam distributions to control beam angle and lumen delivery in accommodating various lamp types including Halogen, CFL and LED

Compliance
- cULus Listed 1598 luminaire
- cULus Listed damp location
- cULus Listed for wet location, covered ceiling, with select trims
- cULus Listed for feed through
- cULus Listed for direct contact with insulation and combustible material*
- Air-Tite code compliant. Certified under ASTM E283; not exceeding 2.0 cfm (0.944 L/s) air leakage rate tested at a 1.57 psf (75 Pa) pressure differential.
- RoHS compliant

*Not to be used in direct contact with spray foam insulation (Consult NEMA LSD57-2013)

E26 Screw Base Trims

IC "NB" Housings: H5ICATNB • E5ICATNB • H25ICATNB

Reflectors

5020 PAR Reflector

- Straight precision sided trim ring (fixed, not removable)
- Torsion spring retention
- Dual socket position for BR and PAR lamps
- Socket supporting integral bracket

Housings	Max Lamp Compatibility
H5ICATNB	75W PAR30S, 60W BR30
E5ICATNB	**5020P, 5020H, 5020SC, 5020BL:** 60W PAR30S, 60W BR30 **5020SN, 5020TBZ:** 60W PAR30S, 50W BR30

Compatible with Halogen, Incandescent, LED* or CFL* lamps

5020P
White Reflector, White Trim

5020H
Haze Reflector, White Trim

5020SC
Specular Clear Reflector, White Trim

5020BL
Black Specular Reflector, White Trim

5020SN
Satin Nickel Reflector, Satin Nickel Trim

5020TBZ
Tuscan Bronze Reflector, Tuscan Bronze Trim

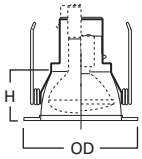

Dimensions**
H: 3-1/4" [82mm]
OD: 6-3/8" [162mm]

5021 Full Reflector

- Straight precision sided trim ring (fixed, not removable)
- Torsion spring retention
- For use with A-lamps
- Socket supporting reflector

Housings	Max Lamp Compatibility
H5ICATNB	40W A19
E5ICATNB	29W A19

Compatible with Halogen, Incandescent, LED* or CFL* lamps

5021H
Haze Reflector, White Trim

5021SC
Specular Clear Reflector, White Trim

5021SN
Satin Nickel Reflector, Satin Nickel Trim

5021TBZ
Tuscan Bronze Reflector, Tuscan Bronze Trim

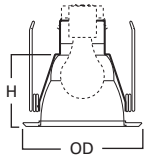

Dimensions**
H: 5" [127mm]
OD: 6-3/8" [162mm]

5120 Full Cone Reflector, Self-flange

- Full cone reflector
- Torsion spring retention
- Socket supporting
- Self-flange trim ring sized to hide gaps caused by construction tolerances

Housings	Max Lamp Compatibility
H5ICATNB	**5120WH:** 29W A19, 50W PAR30S, 60W PAR30L, 65W BR30
E5ICATNB	**5120SN, 5120TBZ:** 29W A19, 50W PAR30S, 60W PAR30L, 50W BR30

Compatible with Halogen, Incandescent, LED* or CFL* lamps

5120WH
White Reflector, White Self-flange

5120SN
Satin Nickel Reflector, Satin Nickel Self-flange

5120TBZ
Tuscan Bonze Reflector, Tuscan Bronze Self-flange

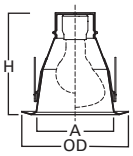

Dimensions**
A: 4-3/4" [121mm]
H: 6-1/4" [160mm]
OD: 6-5/8" [168mm]

*UL1993 listed LED & CFL equivalent lamps permitted. Consult lamp manufacturer for conditions of use. Eaton does not warranty the lamp.
****Key: A:** Luminous Aperture, **D:** Depth Profile, **H:** Height, **LH:** Lens Height, **OD:** Trim Outside Diameter

Specifications, compliances and dimensions subject to change without notice

5121 Shallow Full Cone Reflector, Self-flange

- Shallow full cone reflector
- Torsion spring retention
- Socket supporting
- Self-flange trim ring sized to hide gaps caused by construction tolerances

Housings	Max Lamp Compatibility
H5ICATNB	50W PAR30S, 75W PAR30L, 65W BR30
E5ICATNB	
H25ICATNB	50W PAR20, 50W PAR30S, 75W PAR30L, 65W BR30

Compatible with Halogen, Incandescent, LED* or CFL* lamps

5121WH
White Reflector,
White Oversize Self-flange

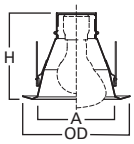

Dimensions**
A: 4-3/4" [121mm]
H: 5-1/3" [135mm]
OD: 6-5/8" [168mm]

Baffles

5001 PAR Metal Baffle Splay

- Straight precision sided trim ring (fixed, not removable)
- Torsion spring retention
- Dual socket position for BR and PAR lamps
- Socket supporting

Housings	Max Lamp Compatibility
H5ICATNB	35W PAR20, 75W PAR30S, 65W BR30, 30W R20
E5ICATNB	**5001P:** 35W PAR20, 60W PAR30S, 60W PAR30L, 65W BR30 **5001MB, 5001SN, 5001TBZ:** 35W PAR20, 60W PAR30S, 60W PAR30L, 60W BR30

Compatible with Halogen, Incandescent, LED* or CFL* lamps

5001P
White Baffle, White Trim

5001MB
Black Baffle, White Trim

5001SN
Satin Nickel Baffle,
Satin Nickel Trim

5001TBZ
Tuscan Bronze Baffle,
Tuscan Bronze Trim

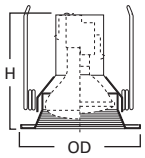

Dimensions**
H: 6-1/8" [152mm]
OD: 6-3/8" [156mm]

5010 PAR Metal Step Baffle

- Straight precision sided trim ring (fixed, not removable)
- Torsion spring retention
- Dual socket position for BR and PAR lamps
- Socket supporting

Housings	Max Lamp Compatibility
H5ICATNB	75W PAR30S, 60W R30, 60W BR30
E5ICATNB	60W PAR30S, 60W PAR30L, 60W BR30

Compatible with Halogen, Incandescent, LED* or CFL* lamps

5010W
White Baffle, White Trim

5010
Black Baffle, White Trim

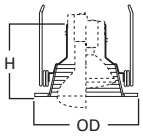

Dimensions**
H: 2" [52mm]
OD: 6-3/8" [156mm]

5014 Shallow Metal Baffle, Self-flange

- For use in shallow housing
- Straight precision sided trim ring (fixed, not removable)
- Torsion spring retention
- Socket supporting

Housings	Max Lamp Compatibility
H5ICATNB	
H25ICATNB	50W PAR30S, 75W PAR30L, 65W BR30
E5ICATNB	

Compatible with Halogen, Incandescent, LED* or CFL* lamps

5014P
White Baffle, White Trim

5014MB
Black Baffle, White Trim

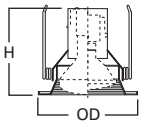

Dimensions**
A: 4-3/4" [121mm]
H: 2-3/8" [60mm]
OD: 6-3/8" [168mm]

*UL1993 listed LED & CFL equivalent lamps permitted. Consult lamp manufacturer for conditions of use. Eaton does not warranty the lamp.
****Key: A:** Luminous Aperture, **D:** Depth Profile, **H:** Height, **LH:** Lens Height, **OD:** Trim Outside Diameter

E26 Screw Base Trims

IC "NB" Housings: H5ICATNB • E5ICATNB • H25ICATNB

5016 Coilex® Baffle with Reflector

- Straight precision sided trim ring (fixed, not removable)
- Torsion spring retention
- Dual socket position for BR and PAR lamps
- Socket supporting

Housings	Max Lamp Compatibility
H5ICATNB	60W PAR30S, 60W PAR30L, 50W BR30
E5ICATNB	

Compatible with Halogen, Incandescent, LED* or CFL* lamps

5016W
White Baffle, White Trim

5016P
Black Baffle, White Trim

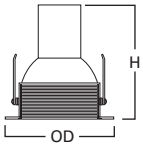

Dimensions**
H: 6-3/4" [171mm]
OD: 6-3/8" [162mm]

5125 Full Cone Baffle, Self-flange

- Full cone baffle trim
- Torsion spring retention
- Socket supporting
- Self-flange trim ring sized to hide gaps caused by construction tolerances

Housings	Max Lamp Compatibility
H5ICATNB	**5125WB:** 29W A19, 50W PAR30S, 60W PAR30L, 65W BR30
E5ICATNB	**5125BB & 5125BKBB:** 29W A19, 50W PAR30S, 60W PAR30L, 50W BR30

Compatible with Halogen, Incandescent, LED* or CFL* lamps

5125WB
White Baffle, White Self-flange

5125BB
White Baffle, Black Self-flange

5125BKBB
Black Baffle, Black Self-flange

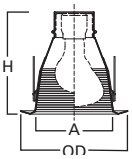

Dimensions:
A: 4-3/4" [121mm]
H: 6-1/4" [160mm]
OD: 6-5/8" [168mm]

5126 Shallow Full Cone Baffle, Self-flange

- Shallow full cone baffle
- Torsion spring retention
- Socket supporting
- Self-flange trim ring sized to hide gaps caused by construction tolerances

Housings	Max Lamp Compatibility
H5ICATNB	50W PAR30S, 75W PAR30L, 65W BR30
E5ICATNB	
H25ICATNB	**5126WB:** 50W PAR20, 50W PAR30S, 75W PAR30L, 65W BR30 **5126BB:** 50W PAR20, 50W PAR30S, 60W PAR30L, 50W BR30

Compatible with Halogen, Incandescent, LED* or CFL* lamps

5126WB
White Baffle, White Self-flange

5126BB
Black Baffle, White Self-flange

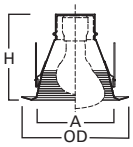

Dimensions**
A: 4-3/4" [121mm]
H: 5-1/3" [135mm]
OD: 6-5/8" [168mm]

Adjustable – Eyeballs & Gimbals

5060 Adjustable Gimbal 20° Tilt, Self-flange

- Straight precision sided trim ring (fixed, not removable)
- For directional accent lighting
- Torsion spring retention
- 20° tilt - 360° rotation
- Socket supporting

Housings	Max Lamp Compatibility
H5ICATNB	
E5ICATNB	50W PAR30S
H25ICATNB	

Compatible with Halogen, Incandescent, LED* or CFL* lamps

5060P
White Gimbal, White Trim

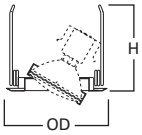

Dimensions**
H: 3-1/4" [82mm]
OD: 6-3/8" [162mm]

*UL1993 listed LED & CFL equivalent lamps permitted. Consult lamp manufacturer for conditions of use. Eaton does not warranty the lamp.
****Key: A:** Luminous Aperture, **D:** Depth Profile, **H:** Height, **LH:** Lens Height, **OD:** Trim Outside Diameter

Specifications, compliances and dimensions subject to change without notice

5070 Adjustable Eyeball 30° Tilt, Self-flange

- Straight precision sided trim ring (fixed, not removable)
- For directional accent lighting
- Torsion spring retention
- 30° tilt - 360° rotation
- Socket supporting

Housings	Max Lamp Compatibility
H5ICATNB	75W PAR30S
E5ICATNB	
H25ICATNB	

Compatible with Halogen, Incandescent, LED* or CFL* lamps

5070P
White Eyeball, White Trim

5070SN
Satin Nickel Eyeball, Satin Nickel Trim

5070TBZ
Tuscan Bronze Eyeball, Tuscan Bronze Trim

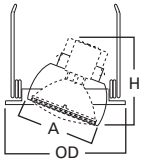

Dimensions**
A: 3-7/8" [98mm]
H: 3-3/8" [86mm]
OD: 6-3/8" [162mm]

5071 Adjustable Eyeball 30° Tilt, Self-flange

- Straight precision sided trim ring (fixed, not removable)
- For directional accent lighting
- Torsion spring retention
- 30° tilt - 360° rotation
- Socket supporting

Housings	Max Lamp Compatibility
H5ICATNB	50W PAR20, 50W R20
H25ICATNB	
E5ICATNB	50W PAR20

Compatible with Halogen, Incandescent, LED* or CFL* lamps

5071P
White Eyeball, White Trim

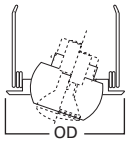

Dimensions**
OD: 6-1/2" [165mm]

5130 Eyeball 35° Tilt, Self-flange

- Adjustable 35° tilt, 360° rotation
- Design optimized for PAR30S (short-neck) lamps
- Torsion spring retention
- Socket supporting eyeball
- Self-flange trim ring sized to hide gaps caused by construction tolerances

Housings	Max Lamp Compatibility
H5ICATNB	75W PAR30S
E5ICATNB	
H25ICATNB	

Compatible with Halogen, Incandescent, LED* or CFL* lamps

5130WH
White Eyeball, White Trim

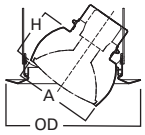

Dimensions**
A: 3-7/8" [98mm]
H: 2-1/4" [58mm]
OD: 6-5/8" [168mm]

*UL1993 listed LED & CFL equivalent lamps permitted. Consult lamp manufacturer for conditions of use. Eaton does not warranty the lamp.
****Key: A:** Luminous Aperture, **D:** Depth Profile, **H:** Height, **LH:** Lens Height, **OD:** Trim Outside Diameter

E26 Screw Base Trims

IC "NB" Housings: H5ICATNB • E5ICATNB • H25ICATNB

5135 Eyeball 35° Tilt, Self-flange

- Conical adjustable eyeball trim for PAR20 lamps
- Torsion spring retention
- Socket supporting
- 35° tilt, 360° rotation
- Self-flange trim ring sized to hide gaps caused by construction tolerances

Housings	Max Lamp Compatibility
H5ICATNB	
E5ICATNB	50W PAR20
H25ICATNB	

Compatible with Halogen, Incandescent, LED* or CFL* lamps

5135WH
White Eyeball, White Trim, Self-flange

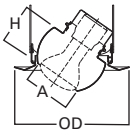

Dimensions**
A: 2-3/4" [70mm]
H: 2-1/4" [58mm]
OD: 6-5/8" [168mm]

5165 Gimbal 35° Tilt, Self-flange

- Adjustable gimbal trim for PAR30S (short-neck) lamps
- Torsion spring retention
- Socket supporting
- 35° tilt, 360° rotation
- Self-flange trim ring sized to hide gaps caused by construction tolerances

Housings	Max Lamp Compatibility
H5ICATNB	
E5ICATNB	50W PAR30S
H25ICATNB	

Compatible with Halogen, Incandescent, LED* or CFL* lamps

5165WH
White Gimbal, White Trim

5165BK
Black Gimbal, Black Trim

5165SN
Satin Nickel Gimbal, Satin Nickel Trim

5165TBZ
Tuscan Bronze Gimbal, Tuscan Bronze Trim

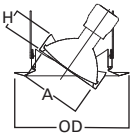

Dimensions**
A: 3-3/8" [85mm]
H: 1-1/8" [29mm]
OD: 6-5/8" [168mm]

5222 Regressed Angle Cut Adjustable Gimbal, 30° Tilt, Self-flange

- Fully regressed gimbal
- Torsion spring retention
- 30° tilt, 360° rotation
- Socket supporting
- Angle cut - cone reflector and baffle options
- Accommodates tilt of gimbal in a full regressed cut cone
- Self-flange trim ring sized to hide gaps caused by construction tolerances

Housings	Max Lamp Compatibility
H5ICATNB	39W PAR30S, 60W PAR30L
E5ICATNB	

Compatible with Halogen, Incandescent, LED* or CFL* lamps



5222WB
White Baffle & Gimbal, White Trim

5222BB
Black Baffle & Gimbal, White Trim

5222SC
Specular Clear Reflector & Gimbal, White Trim

5222H
Haze Reflector & Gimbal, White Trim

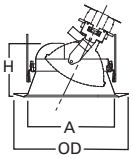

Dimensions**
A: 5"127mm]
H: 3-1/8" [79mm]
OD: 6-5/8" [168mm]

*UL1993 listed LED & CFL equivalent lamps permitted. Consult lamp manufacturer for conditions of use. Eaton does not warranty the lamp.
****Key: A:** Luminous Aperture, **D:** Depth Profile, **H:** Height, **LH:** Lens Height, **OD:** Trim Outside Diameter

Specifications, compliances and dimensions subject to change without notice

Lenses & Wet Location Showerlights

5051 Frosted Glass Lens

Showerlight

- Frosted glass lens
- Straight precision sided trim ring
- "Dead-Front" construction, wet location listed Showerlight
- Non-conductive, non-corrosive gasketed polymer trim ring
- Torsion spring retention

Housings	Max Lamp Compatibility
H5ICATNB	35W PAR30L
E5ICATNB	

Compatible with Halogen, Incandescent, LED* or CFL* lamps

5051PS
Frosted Glass Lens, White Trim

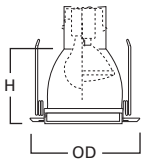

Dimensions**
H: 5-916" [141mm]
OD: 6-7/16" [164mm]

5054 Frosted Glass Dome Lens

airscape™ Showerlight

- Frosted glass dome lens
- Straight precision sided trim ring
- "Dead-Front" construction, wet location listed Showerlight
- Non conductive, non corrosive gasketed polymer trim ring
- Torsion spring retention

Housings	Max Lamp Compatibility
H5ICATNB	40W A19, 50W PAR30S
E5ICATNB	
H25ICATNB	

Compatible with Halogen, Incandescent, LED* or CFL* lamps

5054PS
Frosted Glass Dome, White Trim

5054SNS
Frosted Glass Dome, Satin Nickel Trim

5054TBZS
Frosted Glass Dome, Tuscan Bronze Trim

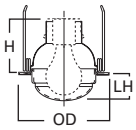

Dimensions**
LH: 1-3/4" [45mm]
H: 4-1/2" [114mm]
OD: 6-3/8" [162mm]

5150 Low Profile, Frosted Glass Dome Lens, Self-flange

Showerlight

- Low profile, frosted glass dome lens
- Wet location Showerlight
- Torsion spring retention
- Non-conductive "dead-front" polymer (plastic) trim ring and glass lens
- Socket supporting internal reflector
- Self-flange trim ring sized to hide gaps caused by construction tolerances

Housings	Max Lamp Compatibility
H5ICATNB	29W A19, 39W PAR30S
E5ICATNB	
H25ICATNB	29W A19

Compatible with Halogen, Incandescent, LED* or CFL* lamps

5150WH
Frosted Glass Dome Lens with Reflector, White Plastic Self-flange

5150SN
Frosted Glass Dome Lens with Reflector, Satin Nickel Plastic Self-flange

5150TBZ
Frosted Glass Dome Lens with Reflector, Tuscan Bronze Plastic Self-flange

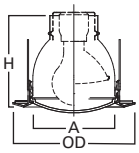

Dimensions**
A: 4-1/2" [114mm]
H: 5" [126mm]
OD: 6-5/8" [168mm]

*UL1993 listed LED & CFL equivalent lamps permitted. Consult lamp manufacturer for conditions of use. Eaton does not warranty the lamp.
****Key: A:** Luminous Aperture, **D:** Depth Profile, **H:** Height, **LH:** Lens Height, **OD:** Trim Outside Diameter

E26 Screw Base Trims

IC "NB" Housings: H5ICATNB • E5ICATNB • H25ICATNB

5162 Drop Opal Plastic Lens, Self-flange

Showerlight

- Drop opal plastic lens
- Wet location Showerlight
- Non-conductive "dead-front" polymer (plastic) trim
- Torsion spring retention
- Socket supporting internal reflector
- Self-flange trim ring sized to hide gaps caused by construction tolerances

Housings	Max Lamp Compatibility
H5ICATNB	29W A19
E5ICATNB	
H25ICATNB	

Compatible with Halogen, Incandescent, LED* or CFL* lamps

5162WH
Drop Opal Plastic Lens with Reflector, White Plastic Self-flange

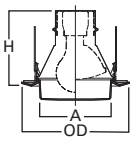

Dimensions**
A: 4-1/2" [114mm]
H: 5-5/8" [118mm]
OD: 6-5/8" [168mm]

5230 Squircle Frost Glass Lens, Metal Trim, Self-flange

Showerlight

- Low profile frost glass lens
- Wet location Showerlight
- Torsion spring retention
- Self-flange low profile metal trim ring
- Socket supporting internal bracket
- Integral rotation adjustment up to +/– 25° for precise alignment with room

Housings	Max Lamp Compatibility
H5ICATNB	Consult website www.eaton.com/lighting
E5ICATNB	

Compatible with Halogen, Incandescent, LED* or CFL* lamps

5230AH
Frost Glass Lens, Aluminum Haze Squircle Trim

5230PN
Frost Glass Lens, Polished Nickel Squircle Trim

5230SN
Frost Glass Lens, Satin Nickel Squircle Trim

5230TBZ
Frost Glass Lens, Tuscan Bronze Squircle Trim

5255 Soft Square, Frost Curved Glass Lens, Self-flange

Showerlight

- Low profile curved frost glass lens
- Wet location Showerlight
- Torsion spring retention
- Non-conductive "dead-front" polymer (plastic) trim and glass lens
- Integral rotation adjustment up to +/– 25° for precise alignment with room
- Integrated socket supporting reflector for illumination across lens corner-to-corner

Housings	Max Lamp Compatibility
H5ICATNB	29W A19
E5ICATNB	

Compatible with Halogen, Incandescent, LED* or CFL* lamps

5255WH
Frost Curved Glass Lens with Reflector, White Plastic Self-flange

5255SN
Frost Curved Glass Lens with Reflector, Satin Nickel Plastic Self-flange

5255TBZ
Frost Curved Glass Lens with Reflector, Tuscan Bronze Plastic Self-flange

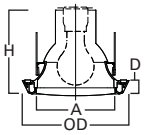

Dimensions**
A: 5-1/8" [130mm]
D: 1" [26mm]
H: 5-1/2" [140mm]
OD: 6-7/8" [174mm]

*UL1993 listed LED & CFL equivalent lamps permitted. Consult lamp manufacturer for conditions of use. Eaton does not warranty the lamp.
****Key: A:** Luminous Aperture, **D:** Depth Profile, **H:** Height, **LH:** Lens Height, **OD:** Trim Outside Diameter

Specifications, compliances and dimensions subject to change without notice

5145 Open Wet Location, Shallow Reflector, Self-flange

Showerlight

- Open wet location Showerlight for PAR30S and PAR30L outdoor rated lamps ONLY
- Torsion spring retention
- Socket supporting
- Self-flange trim ring sized to hide gaps caused by construction tolerances
- For use in standard and shallow housings

Housings	Max Lamp Compatibility
H5ICATNB	**5145WH:** 75W PAR30S, 75W PAR30L
E5ICATNB	**5145SN, 5145TBZ:** 60W PAR30S, 75W PAR30L
H25ICATNB	

Compatible with Halogen, Incandescent, LED* or CFL* lamps

5145WH
White Self-flange

5145SN
Satin Nickel Self-flange

5145TBZ
Tuscan Bronze Self-flange

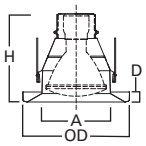

Dimensions**
A: 4-5/8" [117mm]
D: 5/8" [16mm]
H: 5-3/8" [138mm]
OD: 6-5/8" [168mm]

Outdoor Rated Lamp ONLY (Purchase Separately)

Lamp Gasket
(Included)

5146 Open Wet Location Full Reflector, Self-flange

Showerlight

- Open wet location Showerlight for PAR30S and PAR30L outdoor rated lamps ONLY
- Torsion spring retention
- Socket supporting
- Self-flange trim ring sized to hide gaps caused by construction tolerances

Housings	Max Lamp Compatibility
H5ICATNB	50W PAR30S, 60W PAR30L
E5ICATNB	

Compatible with Halogen, Incandescent, LED* or CFL* lamps

5146WH
White Self-flange

5146SN
Satin Nickel Self-flange

5146TBZ
Tuscan Bronze Self-flange

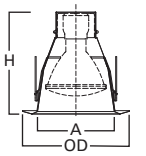

Dimensions**
A: 4-3/4" [121mm]
H: 6-1/4" [160mm]
OD: 6-5/8" [168mm]

Outdoor Rated Lamp ONLY (Purchase Separately)

Lamp Gasket
(Included)

Open, Splay & Wall Wash

5000 PAR Metal Splay, Self-flange

- Straight precision sided trim ring (fixed, not remodeled)
- Open metal splay trim
- Dual socket position socket for BR and PAR lamps
- Torsion spring retention
- Socket supporting

Housings	Max Lamp Compatibility
H5ICATNB	65W BR30, 75W R30, 75W PAR30, 75W PAR30L
E5ICATNB	**5000P:** 60W PAR30S, 60W PAR30L, 65W BR30 **5000SN, 5000TBZ:** 60W PAR30S, 60W PAR30L, 60W BR30
H25ICATNB	60W BR30, 50W PAR30, 50W PAR30L

Compatible with Halogen, Incandescent, LED* or CFL* lamps

5000P
White Splay, White Trim

5000SN
Satin Nickel Splay,
Satin Nickel Trim

5000TBZ
Tuscan Bronze Splay,
Tuscan Bronze Trim

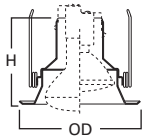

Dimensions**
H: 4-5/8" [118mm]
OD: 6-3/8" [162mm]

*UL1993 listed LED & CFL equivalent lamps permitted. Consult lamp manufacturer for conditions of use. Eaton does not warranty the lamp.
****Key: A:** Luminous Aperture, **D:** Depth Profile, **H:** Height, **LH:** Lens Height, **OD:** Trim Outside Diameter

E26 Screw Base Trims

IC "NB" Housings: H5ICATNB • E5ICATNB • H25ICATNB

5176 Open, Wide Self-flange

- Open trim for BR30 & PAR30 lamps
- Torsion spring retention
- Socket supporting integral bracket
- Self-flange trim ring sized to hide gaps caused by construction tolerances

Housings	Max Lamp Compatibility
H5ICATNB	60W PAR30S, 60W PAR30L, 50W BR30
E5ICATNB	
H25ICATNB	

Compatible with Halogen, Incandescent, LED* or CFL* lamps

5176WH
White Self-flange

5176SN
Satin Nickel Self-flange

5176TBZ
Tuscan Bronze Self-flange

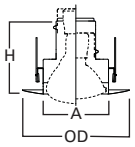

Dimensions**
A: 3-7/8" [99mm]
H: 4-3/4" [120mm]
OD: 6-5/8" [168mm]

5186 Splay, Self-flange

- Splay trim for BR30 & PAR30 lamps
- Torsion spring retention
- Socket supporting integral bracket
- Self-flange trim ring sized to hide gaps caused by construction tolerances

Housings	Max Lamp Compatibility
H5ICATNB	60W PAR30S, 60W PAR30L, 50W BR30
E5ICATNB	
H25ICATNB	

Compatible with Halogen, Incandescent, LED* or CFL* lamps

5186WH
White Self-flange

5186SN
Satin Nickel Self-flange

5186TBZ
Tuscan Bronze Self-flange

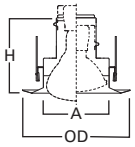

Dimensions**
A: 3-7/8" [99mm]
H: 4-7/8" [123mm]
OD: 6-5/8" [168mm]

*UL1993 listed LED & CFL equivalent lamps permitted. Consult lamp manufacturer for conditions of use. Eaton does not warranty the lamp.
****Key: A:** Luminous Aperture, **D:** Depth Profile, **H:** Height, **LH:** Lens Height, **OD:** Trim Outside Diameter

E26 Screw Base Non-Insulated Ceiling Housings & Trims

Quick Reference – Non-IC

5 INCH

Trim #	Style	H5T	H5RT	E5TAT	E5RTAT	H5TNB	E5TATNB
5000	Splay	•	•	•	•	•	•
5001	Baffle	•	•	•	•	•	•
5010	Baffle	•	•	•	•	•	•
5012	Baffle	•	•	•	•	•	•
5016	Baffle	•	•	•	•	•	•
5020	Reflector	•	•	•	•	•	•
5021	Reflector	•	•	•	•	•	•
5030	Wall Wash	•	•	•	•	•	•
5051	Showerlight	•	•	•	•	•	•
5054	Showerlight	•	•	•	•	•	•
5060	Adjustable	•	•	•	•	•	•
5070	Adjustable	•	•	•	•	•	•
5071	Adjustable	•	•	•	•	•	•
5102	Baffle	•	•	•	•	—	—
5107	Reflector	•	•	•	•	—	—
5109	Baffle	•	•	•	•	—	—
5110	Baffle	•	•	•	•	—	—
5120	Reflector	•	•	•	•	•	•
5125	Baffle	•	•	•	•	•	•
5130	Adjustable	•	•	•	•	•	•
5135	Adjustable	•	•	•	•	•	•
5145	Open Showerlight	•	•	•	•	•	•
5146	Open Showerlight	•	•	•	•	•	•
5150	Showerlight	•	•	•	•	•	•
5162	Showerlight	•	•	•	•	•	•
5165	Adjustable	•	•	•	•	•	•
5175	Open	•	•	•	•	—	—
5176	Open	•	•	•	•	•	•
5185	Splay	•	•	•	•	—	—
5186	Splay	•	•	•	•	•	•
5222	Adjustable	•	•	•	•	•	•
5230	Showerlight	•	•	•	•	•	•
5255	Showerlight	•	•	•	•	•	•

E26 Screw Base Non-IC Housing

H5T

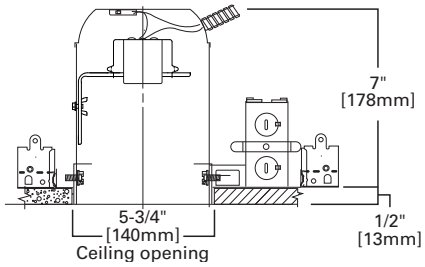

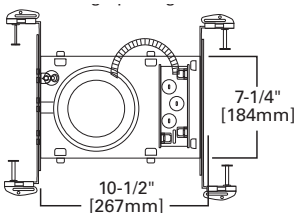

H5T

5" Non-IC, New Construction Housing, 120V

The H5T recessed housing is designed for residential and light commercial applications. H5T features full-frame robust construction, feed through listing, Got Nail! bar hangers, and may support the use of higher wattage lamps. The wide variety of trims available allows a number of different lighting effects to be created with one basic housing. The H5T is designed for use non-insulated ceilings. If insulation is present it must be kept 3" from all sides of the housing. May be retrofit with compatible Halo LED lighting systems.

Special Features

Got Nail!™ bar hangers
q-Channel bars with Pass-N-Thru™
Slide-N-Side™ junction box
Quick Connect™ push wire nuts

Compatible Trims

5000	5021	5071	5125	5150	5185
5001	5030	5102	5130	5162	5186
5010	5051	5107	5135	5165	5222
5012	5054	5109	5145	5175	5230
5016	5060	5110	5146	5176	5255
5020	5070	5120			

Trims for use in Halo listed housings

Select trims are classified for use in other housings, see www.eaton.com/lighting/legal

Features

Housing
- Single wall die-stamped CRS with white powder coat finish
- Housing adjusts in plaster frame to accommodate up to 1-3/8" ceiling thickness

Plaster Frame
- Galvanized steel construction
- The housing can be removed from plaster frame to provide access to the junction box
- Plaster frame features include:
  - Patented regressed locking screw positioned for securing hanger bars from below the ceiling
  - Cutouts for easily crimping hanger bars in position
  - Halo name embossed on plaster frame

Socket Plate
- Rigid socket plate adjusts and locks without tools for various lamp sizes
- Socket plate and bracket may be removed when using socket supporting trims
- Overspray protector included

Includes:
- Got Nail!™ bar hangers (Details Pg. 9)
- q-Channel bars with Pass-N-Thru™ (Details Pg. 9)
- Slide-N-Side™ junction box wire traps (Details Pg. 9)
- Quick Connect™ push wire nuts (Details Pg. 9)

Socket
- Porcelain socket with nickel plated brass screw shell
- Snaps into trim for consistent lamp positioning
- Shipping insert protects socket from overspray

Thermal Protector
Self resetting thermal protector deactivates fixture if overheating occurs due to improper lamping or misapplied insulation

Trims
Halo Fit-All concept offers multiple trim options in a variety of design styles, and functional beam distributions to control beam angle and lumen delivery in accommodating various lamp types including Halogen, CFL and LED

Compliance
- cULus Listed 1598 luminaire
- cULus Listed damp location
- cULus Listed for wet location, covered ceiling,with select trims
- cULus Listed for feed through
- IP rated (Improper Lamp)
- RoHS compliant

Specifications, compliances and dimensions subject to change without notice

E26 Screw Base Non-IC Housing

H5RT

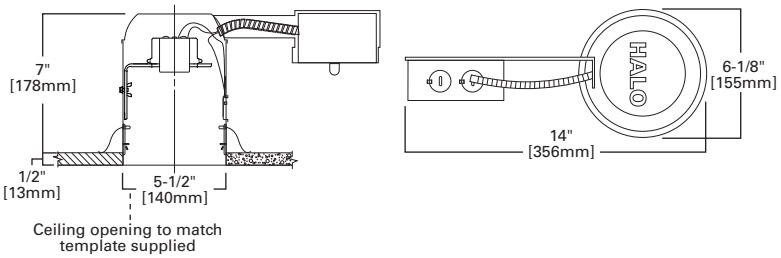

H5RT

5" Non-IC, Remodel Housing, 120V

The H5RT recessed housing is designed for residential and light commercial applications. H5RT remodel housing features robust construction and may support the use of higher wattage lamps. The wide variety of trims available allows a number of different lighting effects to be created with one basic housing. The H5RT is for use non-insulated ceilings. If insulation is present it must be kept 3" from all sides of the housing. Remodel housing is designed for installation from below the finished ceiling. May be retrofit with compatible Halo LED lighting systems.

Special Features

Quick Connect™ push wire nuts

Compatible Trims

5000	5021	5071	5125	5150	5185
5001	5030	5102	5130	5162	5186
5010	5051	5107	5135	5165	5222
5012	5054	5109	5145	5175	5230
5016	5060	5110	5146	5176	5255
5020	5070	5120			

Trims for use in Halo listed housings

Select trims are classified for use in other housings, see www.eaton.com/lighting/legal

Features

Housing
- Single wall die-stamped CRS with white powder coat finish
- For installation from below finished ceiling Integral flange secures fixture against ceiling

Remodel Springs
Four remodel clips secure housing and accommodate 1/2" and 5/8" ceiling material

Junction Box
- Seven 1/2" trade size conduit knockouts with true pry-out slots
- Four type non-metallic (NM) cable pry-outs simplify installation

Includes:
- Quick Connect™ push wire nuts (Details Pg. 9)

Socket
- Porcelain socket with nickel plated brass screw shell
- Snaps into trim for consistent lamp positioning
- Overspray protector included

Socket Plate
- Rigid socket plate adjusts and locks without tools for various lamp sizes
- Socket plate and bracket may be removed when using socket supporting trims

Thermal Protector
Self resetting thermal protector deactivates fixture if overheating occurs due to improper lamping or misapplied insulation

Trims
Halo Fit-All concept offers multiple trim options in a variety of design styles, and functional beam distributions to control beam angle and lumen delivery in accommodating various lamp types including Halogen, CFL and LED

Compliance
- cULus Listed 1598 luminaire
- cULus Listed for damp location
- cULus Listed for wet location, covered ceiling, with select trims
- cULus Listed for feed through
- IP rated (Improper Lamp)
- RoHS compliant

E26 Screw Base Non-IC Housing

E5TAT

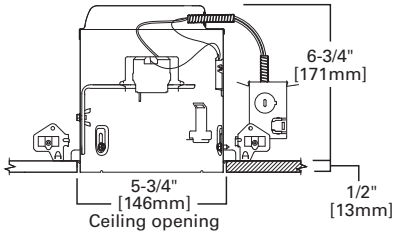

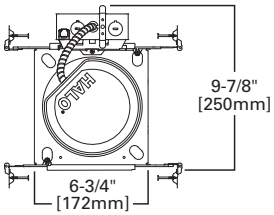

E5TAT

5" Non-IC, Air-Tite, New Construction Housing, 120V

The E5TAT is a compact and efficient recessed housing optimized and listed for EISA compliant, tungsten-halogen, CFL and LED lamps as well as incandescent. E5TAT housing is for use in non-insulated ceilings, suitable for residential or light commercial applications; with Air-Tite code compliant construction. Use with a variety of trims and finishes to create different lighting effects or to match any decor. E5TAT is designed for use in non-insulated ceilings, if insulation is present it must be kept 3" from all sides of the housing. May be retrofit with compatible Halo LED lighting systems.

Special Features

- All-Nail!™ bar hangers
- q-Channel bars with Pass-N-Thru™
- Hinged j-box with Slide-N-Side™
- Quick Connect™ push wire nuts
- Air-Tite™ code compliant

Compatible Trims

5000	5021	5071	5125	5150	5185
5001	5030	5102	5130	5162	5186
5010	5051	5107	5135	5165	5222
5012	5054	5109	5145	5175	5230
5016	5060	5110	5146	5176	5255
5020	5070	5120			

Trims for use in Halo listed housings

Select trims are classified for use in other housings, see www.eaton.com/lighting/legal

Features

Housing
- Single wall die-formed housing
- Housing features a precision rolled interlocking collar which maintains aperture geometry for greater assurance of installation results
- Exclusive Air-Tite gasket meets code where required, and seals between housing, frame and finished ceiling - without need for additional caulk
- May be removed from the plaster frame to provide access to junction box

Socket Plate
- Rigid socket plate adjusts and locks without tools for various lamp sizes
- Socket plate and bracket may be removed when using socket supporting trims

Plaster Frame
- Galvanized steel frame. Housing adjusts in plaster frame to accommodate up to 3/8" - 1" ceiling thickness
- (2) Regressed locking screws for securing hanger bars

Includes:
- All-Nail!™ bar hangers (Details Pg. 11)
- q-Channel bar hangers (Details Pg. 11)
- Hinged junction box with Slide-N-Side™ (Details Pg. 11)
- Quick Connect™ push wire nuts (Details Pg. 11)
- Air-Tite™ code compliant (Details Pg. 11)

Socket
- Porcelain socket with nickel plated brass screw shell
- Snap-in springs secure socket to socket plate, and may be detached when using socket supporting trims
- Shipped with socket overspray protector installed

Thermal Protector
Self resetting thermal protector deactivates fixture if overheating occurs due to improper lamping or misapplied insulation

Trims
Halo Fit-All concept offers multiple trim options in a variety of design styles, and functional beam distributions to control beam angle and lumen delivery in accommodating various lamp types including Halogen, CFL and LED

Compliance
- cULus Listed 1598 luminaire
- cULus Listed damp location
- cULus Listed for wet location, covered ceiling, with select trims
- Air-Tite code compliant. Certified under ASTM E283; not exceeding 2.0 cfm (0.944 L/s) air leakage rate tested at a 1.57 psf (75 Pa) pressure differential
- RoHS compliant

Specifications, compliances and dimensions subject to change without notice

E26 Screw Base Non-IC Housing

E5RTAT

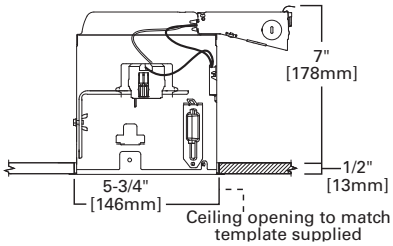

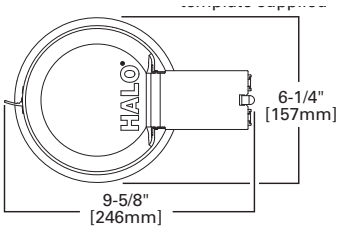

E5RTAT

5" Non-IC, Air-Tite, Remodel Housing, 120V

The E5RTAT is a compact and efficient recessed housing optimized and listed for EISA compliant, tungsten-halogen, CFL and LED lamps as well as incandescent. E5RTAT remodel housing is for use in non-insulated ceilings, suitable for residential or light commercial applications; with Air-Tite code compliant construction. Use with a variety of trims and finishes to create different lighting effects or to match any decor. This remodel housing is designed for installation from below the finished ceiling. As E5RTAT is for use in non-insulated ceilings, if insulation is present it must be kept 3" from all sides of the housing. May be retrofit with Halo LED lighting systems.

Special Features

Hinged j-box with Slide-N-Side™
Quick Connect™ wiring tray
Air-Tite™ code compliant

Compatible Trims

5000	5021	5071	5125	5150	5185
5001	5030	5102	5130	5162	5186
5010	5051	5107	5135	5165	5222
5012	5054	5109	5145	5175	5230
5016	5060	5110	5146	5176	5255
5020	5070	5120			

Trims for use in Halo listed housings

Select trims are classified for use in other housings, see www.eaton.com/lighting/legal

Features

Housing
- Single wall die-formed housing
- Die formed flange maintains aperture geometry for greater assurance of installation results
- Exclusive Air-Tite gasket meets code where required, and seals between housing, flange and finished ceiling - without need for additional caulk
- For installation from below the finished ceiling. Integral flange secures fixture against ceiling.

Remodel Retention System - Speed Clamps
- Exclusive two integral speed clamps securely lock housing to ceiling, accommodating 3/8" to 2" ceiling materials

Socket Plate
- Rigid socket plate adjusts and locks without tools for various lamp sizes
- Socket plate and bracket may be removed when using socket supporting trims

Includes:
- Hinged junction box with Slide-N-Side™ (Details Pg. 11)
- Quick Connect™ wiring tray (Details Pg. 11)
- Air-Tite™ code compliant (Details Pg. 11)

Socket
- Porcelain socket with nickel plated brass screw shell
- Socket snaps into socket plate for consistent lamp positioning
- Shipped with socket overspray protector installed

Thermal Protector
Self resetting thermal protector deactivates fixture if overheating occurs due to improper lamping or misapplied insulation

Trims
Halo Fit-All concept offers multiple trim options in a variety of design styles, and functional beam distributions to control beam angle and lumen delivery in accommodating various lamp types including Halogen, CFL and LED

Quick Connect™ Wiring Tray
- (3) Color coded 4-port push-in wire nuts included
- Captive tray holds push-nuts in place for one-handed connections to line, neutral & ground
- Speeds installation and increases reliability
- No additional wire nuts required

Compliance
- cULus Listed 1598 luminaire
- cULus Listed damp location
- cULus Listed for wet location, covered ceiling, with select trims
- Air-Tite code compliant. Certified under ASTM E283; not exceeding 2.0 cfm (0.944 L/s) air leakage rate tested at a 1.57 psf (75 Pa) pressure differential
- RoHS compliant

E26 Screw Base Trims

Non-IC Housings: H5T • H5RT • E5TAT • E5RTAT

Reflectors

5020 PAR Reflector

- Straight precision sided trim ring (fixed, not removable)
- Torsion spring retention
- Dual socket position for BR and PAR lamps
- Socket supporting

Housings		Max Lamp Compatibility
H5T	H5RT	75W PAR30S, 75W PAR30L, 65W BR30, 75W R30
E5TAT	E5RTAT	75W PAR30S, 75W PAR30L, 65W BR30

Compatible with Halogen, Incandescent, LED* or CFL* lamps

5020P
White Reflector, White Trim

5020H
Haze Reflector, White Trim

5020SC
Specular Clear Reflector, White Trim

5020BL
Black Specular Reflector, White Trim

5020SN
Satin Nickel Reflector, Satin Nickel Trim

5020TBZ
Tuscan Bronze Reflector, Tuscan Bronze Trim

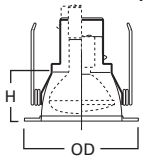

Dimensions**
H: 3-1/4" [82mm]
OD: 6-3/8" [162mm]

5021 Full Reflector

- Straight precision sided trim ring (fixed, not removable)
- Torsion spring retention
- For use with A-Lamps
- Socket supporting

Housings		Max Lamp Compatibility
H5T	H5RT	60W A19
E5TAT	E5RTAT	

Compatible with Halogen, Incandescent, LED* or CFL* lamps

5021H
Haze Reflector, White Trim

5021SC
Specular Clear Reflector, White Trim

5021SN
Satin Nickel Reflector, Satin Nickel Trim

5021TBZ
Tuscan Bronze Reflector, Tuscan Bronze Trim

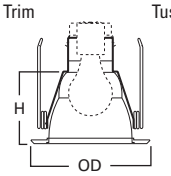

Dimensions**
H: 5" [127mm]
OD: 6-3/8" [162mm]

5107 Tapered Reflector, Self-flange

- Self-flange reflector cone
- Contoured tapered sides of cone reflector for BR30 and PAR30 lamps
- Coil spring retention
- Self-flange trim ring sized to hide gaps caused by construction tolerances

Housings		Max Lamp Compatibility
H5T	H5RT	75W PAR30S, 75W PAR30L, 65W BR30
E5TAT	E5RTAT	

Compatible with Halogen, Incandescent, LED* or CFL* lamps

5107SC
Specular Clear Reflector, White Self-flange

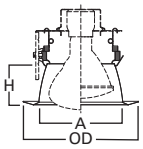

Dimensions**
A: 4-3/4" [121mm]
H: 2-3/8" [60mm]
OD: 6-5/8" [168mm]

5120 Full Cone Reflector, Self-flange

- Full cone reflector
- Torsion spring retention
- Socket supporting
- Self-flange trim ring sized to hide gaps caused by construction tolerances

Housings		Max Lamp Compatibility
H5T	H5RT	60W A19, 75W PAR30S, 75W PAR30L, 65W BR30
E5TAT	E5RTAT	

Compatible with Halogen, Incandescent, LED* or CFL* lamps

5120WH
White Reflector, White Self-flange

5120SN
Satin Nickel Reflector, Satin Nickel Self-flange

5120TBZ
Tuscan Bonze Reflector, Tuscan Bronze Self-flange

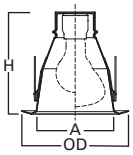

Dimension**
A: 4-3/4" [121mm]
H: 6-1/4" [160mm]
OD: 6-5/8" [168mm]

*UL1993 listed LED & CFL equivalent lamps permitted. Consult lamp manufacturer for conditions of use. Eaton does not warranty the lamp.
****Key: A:** Luminous Aperture, **D:** Depth Profile, **H:** Height, **LH:** Lens Height, **OD:** Trim Outside Diameter

Specifications, compliances and dimensions subject to change without notice

Baffles

5001 PAR Metal Baffle Splay

- Straight precision sided trim ring (fixed, not removable)
- Torsion spring retention
- Dual socket position for BR and PAR lamps
- Socket supporting

Housings		Max Lamp Compatibility
H5T	H5RT	50W PAR20, 75W PAR30S, 75W PAR30L, 65W BR30, 50W R20, 75W R30
E5TAT	E5RTAT	50W PAR20, 75W PAR30S, 75W PAR30L, 65W BR30

Compatible with Halogen, Incandescent, LED* or CFL* lamps

5001P
White Baffle, White Trim

5001MB
Black Baffle, White Trim

5001SN
Satin Nickel Baffle, Satin Nickel Trim

5001TBZ
Tuscan Bronze Baffle, Tuscan Bronze Trim

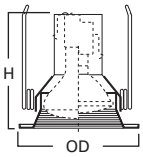

Dimensions**
H: 6-1/8" [152mm]
OD: 6-3/8" [156mm]

5010 PAR Metal Step Baffle

- Straight precision sided trim ring (fixed, not removable)
- Torsion spring retention
- Dual socket position for BR and PAR lamps
- Socket supporting

Housings		Max Lamp Compatibility
H5T	H5RT	75W PAR30S, 75W PAR30L, 65W BR30, 75W R30
E5TAT	E5RTAT	75W PAR30S, 75W PAR30L, 65W BR30

Compatible with Halogen, Incandescent, LED* or CFL* lamps

5010W
White Baffle, White Trim

5010
Black Baffle, White Trim

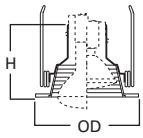

Dimensions**
H: 2" [52mm]
OD: 6-3/8" [156mm]

5012 High Coilex® Baffle

- Straight precision sided trim ring (fixed, not removable)
- Provides ultra deep lamp regression (not compatible with H5TM)
- Socket supporting
- Torsion spring retention

Housings		Max Lamp Compatibility
H5T	H5RT	75W PAR30S, 75W PAR30L, 65W BR30, 75W R30
E5TAT	E5RTAT	75W PAR30S, 75W PAR30L, 65W BR30

Compatible with Halogen, Incandescent, LED* or CFL* lamps

5012W
White Baffle, White Trim

5012P
Black Baffle, White Trim

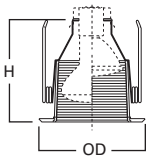

Dimensions**
H: 6" [152mm]
OD: 6-3/8" [156mm]

5016 Coilex® Baffle with Reflector

- Straight precision sided trim ring (fixed, not removable)
- Torsion spring retention
- Dual socket position for BR and PAR lamps
- Socket supporting

Housings		Max Lamp Compatibility
H5T	H5RT	60W A19, 75W PAR30S, 75W PAR30L, 65W BR30
E5TAT	E5RTAT	

Compatible with Halogen, Incandescent, LED* or CFL* lamps

5016W
White Baffle, White Trim

5016P
Black Baffle, White Trim

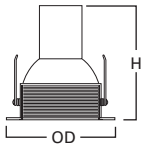

Dimensions**
H: 6-3/4" [171mm]
OD: 6-3/8" [162mm]

*UL1993 listed LED & CFL equivalent lamps permitted. Consult lamp manufacturer for conditions of use. Eaton does not warranty the lamp.
****Key: A:** Luminous Aperture, **D:** Depth Profile, **H:** Height, **LH:** Lens Height, **OD:** Trim Outside Diameter

E26 Screw Base Trims

Non-IC Housings: H5T • H5RT • E5TAT • E5RTAT

5102 Tapered Metal Baffle, Self-flange

- Contoured tapered sides of metal baffle for BR30 and PAR30 lamps
- Coil spring retention
- Self-flange trim ring sized to hide gaps caused by construction tolerances

Housings		Max Lamp Compatibility
H5T	H5RT	75W PAR30S, 75W PAR30L, 65W BR30
E5TAT	E5RTAT	

Compatible with Halogen, Incandescent, LED* or CFL* lamps



5102WB
White Baffle, White Self-flange

5102BB
Black Baffle, White Self-flange

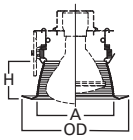

Dimensions**
A: 4-3/4" [121mm]
H: 2-3/8" [60mm]
OD: 6-5/8" [168mm]

5109 Coilex® Tapered Baffle, Self-flange

- Contoured tapered sides of Coilex baffle for BR30 and PAR30 lamps
- Coil spring retention
- Self-flange trim ring sized to hide gaps caused by construction tolerances

Housings		Max Lamp Compatibility
H5T	H5RT	75W PAR30S, 75W PAR30L, 65W BR30
E5TAT	E5RTAT	

Compatible with Halogen, Incandescent, LED* or CFL* lamps

5109WB
White Plastic Straight Coilex Baffle, White Self-flange

5109BB
Black Plastic Straight Coilex Baffle, White Self-flange

5109BKBB
Black Plastic Straight Coilex Baffle, Black Self-flange

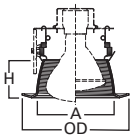

Dimensions**
A: 4-3/4" [121mm]
H: 2-3/8" [60mm]
OD: 6-5/8" [168mm]

5110 Perftex™ Baffle, Self-flange

- Perforated pattern baffle contoured for BR30 and PAR30L lamps
- Coil spring retention
- Self-flange trim ring sized to hide gaps caused by construction tolerances

Housings		Max Lamp Compatibility
H5T	H5RT	75W PAR30L, 65W BR30
E5TAT	E5RTAT	

Compatible with Halogen, Incandescent, LED* or CFL* lamps

5110WB
White Perftex Baffle, White Self-flange

5110BB
Black Perftex Baffle, White Self-flange

5110BKBB
Black Perftex Baffle, Black Self-flange

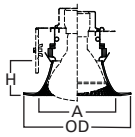

Dimensions**
A: 5-1/2" [141mm]
H: 2-1/8" [55mm]
OD: 6-5/8" [168mm]

5125 Full Cone Baffle, Self-flange

- Full cone baffle
- Torsion spring retention
- Socket supporting
- Self-flange trim ring sized to hide gaps caused by construction tolerances

Housings		Max Lamp Compatibility
H5T	H5RT	60W A19, 75W PAR30S, 75W PAR30L, 65W BR30
E5TAT	E5RTAT	

Compatible with Halogen, Incandescent, LED* or CFL* lamps

5125WB
White Baffle, White Self-flange

5125BB
White Baffle, Black Self-flange

5125BKBB
Black Baffle, Black Self-flange

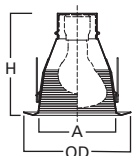

Dimensions**
A: 4-3/4" [121mm]
H: 6-1/4" [160mm]
OD: 6-5/8" [168mm]

Adjustable – Eyeballs & Gimbals

5060 Adjustable Gimbal 20° Tilt, Self-flange

- Straight precision sided trim ring (fixed, not removable)
- For directional accent lighting
- Torsion springs retention
- 20° tilt - 360° rotation
- Socket supporting

Housings		Max Lamp Compatibility
H5T	H5RT	75W PAR30S
E5TAT	E5RTAT	

Compatible with Halogen, Incandescent, LED* or CFL* lamps

5060P
White Gimbal, White Trim

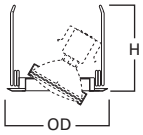

Dimensions**
H: 3-1/4" [82mm]
OD: 6-3/8" [162mm]

*UL1993 listed LED & CFL equivalent lamps permitted. Consult lamp manufacturer for conditions of use. Eaton does not warranty the lamp.
****Key: A:** Luminous Aperture, **D:** Depth Profile, **H:** Height, **LH:** Lens Height, **OD:** Trim Outside Diameter

Specifications, compliances and dimensions subject to change without notice

5070 Adjustable Eyeball 30° Tilt, Self-flange

- Straight precision sided trim ring (fixed, not removable)
- For directional accent lighting
- Torsion spring retention
- 30° tilt - 360° rotation
- Socket supporting

Housings		Max Lamp Compatibility
H5T	H5RT	75W PAR30S
E5TAT	E5RTAT	

Compatible with Halogen, Incandescent, LED* or CFL* lamps

5070P
White Eyeball, White Trim

5070SN
Satin Nickel Eyeball, Satin Nickel Trim

5070TBZ
Tuscan Bronze Eyeball, Tuscan Bronze Trim

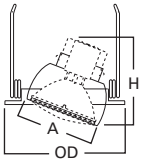

Dimensions**
A: 3-7/8" [98mm]
H: 3-3/8" [86mm]
OD: 6-3/8" [162mm]

5071 Adjustable Eyeball 30° Tilt, Self-flange

- Straight precision sided trim ring (fixed, not removable)
- For directional accent lighting
- Torsion springs retention
- 30° tilt - 360° rotation
- Socket supporting

Housings		Max Lamp Compatibility
H5T	H5RT	50W PAR20 , 50W R20
E5TAT	E5RTAT	50W PAR20

Compatible with Halogen, Incandescent, LED* or CFL* lamps

5071P
White Eyeball, White Trim

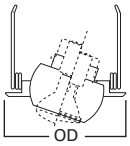

Dimensions**
OD: 6-1/2" [165mm]

5130 Eyeball 35° Tilt, Self-flange

- Adjustable 35° tilt, 360° rotation
- Design optimized for PAR30S (short-neck) lamps
- Torsion spring retention
- Socket supporting eyeball
- Self-flange trim ring sized to hide gaps caused by construction tolerances

Housings		Max Lamp Compatibility
H5T	E5TAT	75W PAR30S
H5RT	E5RTAT	

Compatible with Halogen, Incandescent, LED* or CFL* lamps

5130WH
White Eyeball, White Trim

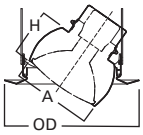

Dimensions**
A: 3-7/8" [98mm]
H: 2-1/4" [58mm]
OD: 6-5/8" [168mm]

5135 Eyeball 35° Tilt, Self-flange

- Conical adjustable eyeball trim for PAR20 lamps
- Torsion spring retention
- Socket supporting
- 35° tilt, 360° rotation
- Self-flange trim ring sized to hide gaps caused by construction tolerances

Housings		Max Lamp Compatibility
H5T	H5RT	50W PAR20
E5TAT	E5RTAT	

Compatible with Halogen, Incandescent, LED* or CFL* lamps

5135WH
White Eyeball, White Trim, Self-flange

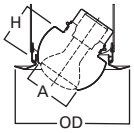

Dimensions**
A: 2-3/4" [70mm]
H: 2-1/4" [58mm]
OD: 6-5/8" [168mm]

*UL1993 listed LED & CFL equivalent lamps permitted. Consult lamp manufacturer for conditions of use. Eaton does not warranty the lamp.
****Key: A:** Luminous Aperture, **D:** Depth Profile, **H:** Height, **LH:** Lens Height, **OD:** Trim Outside Diameter

E26 Screw Base Trims

Non-IC Housings: H5T • H5RT • E5TAT • E5RTAT

5165 Gimbal 35° Tilt, Self-flange

- Adjustable gimbal trim for PAR30S (short-neck) lamps
- Torsion spring retention
- Socket supporting bracket
- 35° tilt, 360° rotation
- Self-flange trim ring sized to hide gaps caused by construction tolerances

Housings		Max Lamp Compatibility
H5T	H5RT	75W PAR30S
E5TAT	E5RTAT	

Compatible with Halogen, Incandescent, LED* or CFL* lamps

5165WH
White Gimbal, White Trim

5165BK
Black Gimbal, Black Trim

5165SN
Satin Nickel Gimbal, Satin Nickel Trim

5165TBZ
Tuscan Bronze Gimbal, Tuscan Bronze Trim

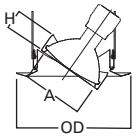

Dimensions**
A: 3-3/8" [85mm]
H: 1-1/8" [29mm]
OD: 6-5/8" [168mm]

5222 Regressed Angle Cut Adjustable Gimbal, 30° Tilt, Self-flange

- Fully regressed gimbal
- Torsion spring retention
- 30° tilt, 360° rotation
- Socket supporting
- Angle cut - cone reflector and baffle options
- Accommodates tilt of gimbal in a full regressed cut cone
- Self-flange trim ring sized to hide gaps caused by construction tolerances

Housings		Max Lamp Compatibility
H5T	H5RT	60W PAR16, 50W PAR20, 75W PAR30S, 75W PAR30L
E5TAT	E5RTAT	

Compatible with Halogen, Incandescent, LED* or CFL* lamps

5222WB
White Baffle & Gimbal, White Trim

5222BB
Black Baffle & Gimbal, White Trim

5222SC
Specular Clear Reflector & Gimbal, White Trim

5222H
Haze Reflector & Gimbal, White Trim

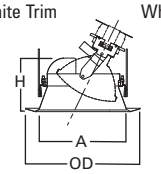

Dimensions**
A: 5"127mm]
H: 3-1/8" [79mm]
OD: 6-5/8" [168mm]

Lenses & Wet Location Showerlights

5051 Frosted Glass Lens

Showerlight

- Frosted glass lens
- Straight precision sided trim
- "Dead-Front" construction, wet location listed Showerlight
- Non-conductive, non-corrosive gasketed polymer trim ring
- Torsion spring retention

Housings		Max Lamp Compatibility
H5T	H5RT	60W A19, 50W PAR30S, 50W PAR30L, 65W BR30
E5TAT	E5RTAT	

Compatible with Halogen, Incandescent, LED* or CFL* lamps

5051PS
Frosted Glass Lens, White Trim

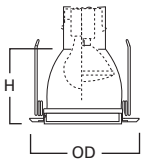

Dimensions**
H: 5-9/16" [141mm]
OD: 6-7/16" [164mm]

5054 Frosted Glass Dome Lens

airlite Showerlight

- Frosted glass dome lens
- Precision straight sided trim ring
- "Dead-Front" construction, wet location listed Showerlight
- Non conductive, non corrosive gasketed polymer trim ring
- Torsion spring retention

Housings		Max Lamp Compatibility
H5T	H5RT	75W A19, 75W PAR30S
E5TAT	E5RTAT	

Compatible with Halogen, Incandescent, LED* or CFL* lamps

5054PS
Frosted Glass Dome, White Trim

5054SNS
Frosted Glass Dome, Satin Nickel Trim

5054TBZS
Frosted Glass Dome, Tuscan Bronze Trim

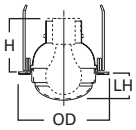

Dimensions**
LH: 1-3/4" [45mm]
H: 4-1/2" [114mm]
OD: 6-3/8" [162mm]

*UL1993 listed LED & CFL equivalent lamps permitted. Consult lamp manufacturer for conditions of use. Eaton does not warranty the lamp.
****Key: A:** Luminous Aperture, **D:** Depth Profile, **H:** Height, **LH:** Lens Height, **OD:** Trim Outside Diameter

Specifications, compliances and dimensions subject to change without notice

5145 Open Wet Location, Shallow, Self-flange

Showerlight

- Open wet location Showerlight for PAR30S and PAR30L outdoor rated lamps ONLY
- Torsion spring retention
- Socket supporting
- Self-flange trim ring sized to hide gaps caused by construction tolerances
- For use only in standard and shallow housings

Housings		Max Lamp Compatibility
H5T	H5RT	75W PAR30S, 75W PAR30L
E5TAT	E5RTAT	

Compatible with Halogen, Incandescent, LED* or CFL* lamps

5145WH
White Self-flange

5145SN
Satin Nickel Self-flange

5145TBZ
Tuscan Bronze Self-flange

Outdoor Rated Lamp ONLY (Purchase Separately)

Lamp Gasket
(Included)

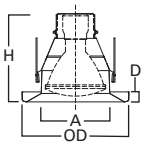

Dimensions**
A: 4-5/8" [117mm]
D: 5/8" [16mm]
H: 5-3/8" [138mm]
OD: 6-5/8" [168mm]

5146 Open Wet Location, Self-flange

Showerlight

- Open wet location Showerlight for PAR30S and PAR30L outdoor rated lamps ONLY
- Torsion spring retention
- Socket supporting
- Self-flange trim ring sized to hide gaps caused by construction tolerances

Housings		Max Lamp Compatibility
H5T	H5RT	75W PAR30S, 75W PAR30L
E5TAT	E5RTAT	

Compatible with Halogen, Incandescent, LED* or CFL* lamps

5146WH
White Self-flange

5146SN
Satin Nickel Self-flange

5146TBZ
Tuscan Bronze Self-flange

Outdoor Rated Lamp ONLY (Purchase Separately)

Lamp Gasket
(Included)

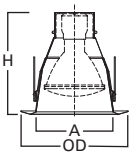

Dimensions**
A: 4-3/4" [121mm]
H: 6-1/4" [160mm]
OD: 6-5/8" [168mm]

5150 Low Profile, Frosted Glass Dome Lens, Self-flange

Showerlight

- Low profile, frosted glass dome lens
- Wet location Showerlight
- Torsion spring retention
- Non-conductive "dead-front" polymer (plastic) trim and glass lens
- Socket supporting internal reflector
- Self-flange trim ring sized to hide gaps caused by construction tolerances

Housings		Max Lamp Compatibility
H5T	H5RT	60W A19, 50W PAR30S
E5TAT	E5RTAT	

Compatible with Halogen, Incandescent, LED* or CFL* lamps

5150WH
Frosted Glass Dome Lens with Reflector, White Plastic Self-flange

5150SN
Frosted Glass Dome Lens with Reflector, Satin Nickel Plastic Self-flange

5150TBZ
Frosted Glass Dome Lens with Reflector, Tuscan Bronze Plastic Self-flange

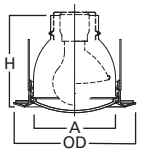

Dimensions**
A: 4-1/2" [114mm]
H: 5" [126mm]
OD: 6-5/8" [168mm]

5162 Drop Opal Plastic Lens, Self-flange

Showerlight

- Drop opal plastic lens
- Wet location Showerlight
- Non-conductive "dead-front" polymer (plastic) trim
- Torsion spring retention
- Socket supporting internal reflector
- Self-flange trim ring sized to hide gaps caused by construction tolerances

Housings		Max Lamp Compatibility
H5T	H5RT	43W A19
E5TAT	E5RTAT	

Compatible with Halogen, Incandescent, LED* or CFL* lamps

5162WH
Drop Opal Plastic Lens with Reflector, White Plastic Self-flange

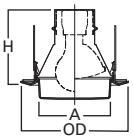

Dimensions**
A: 4-1/2" [114mm]
H: 5-5/8" [118mm]
OD: 6-5/8" [168mm]

*UL1993 listed LED & CFL equivalent lamps permitted. Consult lamp manufacturer for conditions of use. Eaton does not warranty the lamp.
****Key: A:** Luminous Aperture, **D:** Depth Profile, **H:** Height, **LH:** Lens Height, **OD:** Trim Outside Diameter

E26 Screw Base Trims

Non-IC Housings: H5T • H5RT • E5TAT • E5RTAT

5230 Squircle Frost Glass Lens, Metal Trim, Self-flange

Showerlight

- Low profile frost glass lens
- Wet location Showerlight
- Torsion spring retention
- Self-flange low profile metal trim ring
- Socket supporting internal bracket
- Integral rotation adjustment up to +/– 25° for precise alignment with room

Housings		Max Lamp Compatibility
H5T	H5RT	Consult website www.eaton.com/lighting
E5TAT	E5RTAT	

Compatible with Halogen, Incandescent, LED* or CFL* lamps

5230AH
Frost Glass Lens, Aluminum Haze Squircle Trim

5230PN
Frost Glass Lens, Polished Nickel Squircle Trim

5230SN
Frost Glass Lens, Satin Nickel Squircle Trim

5230TBZ
Frost Glass Lens, Tuscan Bronze Squircle Trim

5255 Soft Square, Frost Curved Glass Lens, Self-flange

Showerlight

- Low profile curved frost glass lens
- Wet location Showerlight
- Torsion spring retention
- Non-conductive "dead-front" polymer plastic trim and glass lens
- Integral rotation adjustment up to +/– 25° for precise alignment with room
- Integrated socket supporting reflector for illumination across lens corner-to-corner

Housings		Max Lamp Compatibility
H5T	H5RT	60W A19, 60W PAR30S
E5TAT	E5RTAT	

Compatible with Halogen, Incandescent, LED* or CFL* lamps

5255WH
Frost Curved Glass Lens with Reflector, White Plastic Self-flange

5255SN
Frost Curved Glass Lens with Reflector, Satin Nickel Plastic Self-flange

5255TBZ
Frost Curved Glass Lens with Reflector, Tuscan Bronze Plastic Self-flange

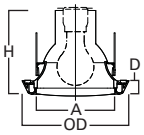

Dimensions**
A: 5-1/8" [130mm]
D: 1" [26mm]
H: 5-1/2" [140mm]
OD: 6-7/8" [174mm]

Open, Splay & Wall Wash

5000 PAR Metal Splay, Self-flange

- Straight precision sided trim ring (fixed, not remodeled)
- Open metal splay trim
- Dual socket position socket for BR and PAR lamps
- Torsion spring retention
- Socket supporting

Housings		Max Lamp Compatibility
H5T	H5RT	75W PAR30S, 75W PAR30L, 65W BR30, 75W R30
E5TAT	E5RTAT	75W PAR30S, 75W PAR30L, 65W BR30

Compatible with Halogen, Incandescent, LED* or CFL* lamps

5000P
White Splay, White Trim

5000SN
Satin Nickel Splay, Satin Nickel Trim

5000TBZ
Tuscan Bronze Splay, Tuscan Bronze Trim

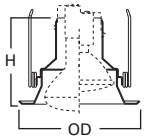

Dimensions**
H: 4-5/8" [118mm]
OD: 6-3/8" [162mm]

5175 Open, Wide Self-flange

- Open trim for BR & PAR30 lamps
- Coil spring retention
- Self-flange trim ring sized to hide gaps caused by construction tolerances

Housings		Max Lamp Compatibility
H5T	H5RT	75W PAR30S, 75W PAR30L, 65W BR30
E5TAT	E5RTAT	

Compatible with Halogen, Incandescent, LED* or CFL* lamps

5175WH
White Self-flange

5175SN
Satin Nickel Self-flange

5175TBZ
Tuscan Bronze Self-flange

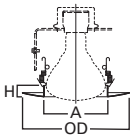

Dimensions**
A: 3-7/8" [99mm]
H: 3/4" [19mm]
OD: 6-5/8" [168mm]

*UL1993 listed LED & CFL equivalent lamps permitted. Consult lamp manufacturer for conditions of use. Eaton does not warranty the lamp.
****Key: A:** Luminous Aperture, **D:** Depth Profile, **H:** Height, **LH:** Lens Height, **OD:** Trim Outside Diameter

Specifications, compliances and dimensions subject to change without notice

5176 Open, Wide Self-flange

- Open trim for BR & PAR lamps
- Torsion spring retention
- Socket supporting integral bracket
- Self-flange trim ring sized to hide gaps caused by construction tolerances

Housings		Max Lamp Compatibility
H5T	H5RT	75W PAR30S, 75W PAR30L, 65W BR30
E5TAT	E5RTAT	

Compatible with Halogen, Incandescent, LED* or CFL* lamps

5176WH
White Self-flange

5176SN
Satin Nickel Self-flange

5176TBZ
Tuscan Bronze Self-flange

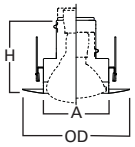

Dimensions**
A: 3-7/8" [99mm]
H: 4-3/4" [120mm]
OD: 6-5/8" [168mm]

5185 Open, Splay Self-flange

- Open splay trim for BR & PAR lamps
- Coil spring retention
- Self-flange trim ring sized to hide gaps caused by construction tolerances

Housings		Max Lamp Compatibility
H5T	H5RT	75W PAR30S, 75W PAR30L, 65W BR30
E5TAT	E5RTAT	

Compatible with Halogen, Incandescent, LED* or CFL* lamps

5185WH
White Self-flange

5185SN
Satin Nickel Self-flange

5185TBZ
Tuscan Bronze Self-flange

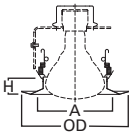

Dimensions**
A: 3-7/8" [99mm]
H: 1" [27mm]
OD: 6-5/8" [168mm]

5186 Splay, Self-flange

- Splay trim for BR & PAR lamps
- Torsion spring retention
- Socket supporting integral bracket
- Self-flange trim ring sized to hide gaps caused by construction tolerances

Housings		Max Lamp Compatibility
H5T	H5RT	75W PAR30S, 75W PAR30L, 65W BR30
E5TAT	E5RTAT	

Compatible with Halogen, Incandescent, LED* or CFL* lamps

5186WH
White Self-flange

5186SN
Satin Nickel Self-flange

5186TBZ
Tuscan Bronze Self-flange

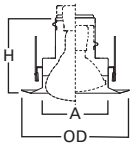

Dimensions**
A: 3-7/8" [99mm]
H: 4-7/8" [123mm]
OD: 6-5/8" [168mm]

5030 Wall Wash with Baffle

- Straight precision sided trim ring
- Designed to spread light closer to the ceiling to eliminate the "cave effect"
- Provides a wash of light
- 360° rotation
- Torsion spring retention
- Socket supporting

Housings		Max Lamp Compatibility
H5T	H5RT	50W TB19, 60W A19, 60W BT15, 60W MB19
E5TAT	E5RTAT	60W A19

Compatible with Halogen, Incandescent, LED* or CFL* lamps

5030W
White Eyelid with White Baffle, White Trim

5030P
White Eyelid with Black Baffle, White Trim

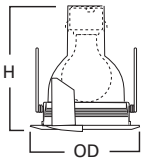

Dimensions**
H: 6-7/8" [173mm]
OD: 6-1/4" [159mm]

*UL1993 listed LED & CFL equivalent lamps permitted. Consult lamp manufacturer for conditions of use. Eaton does not warranty the lamp.
****Key: A:** Luminous Aperture, **D:** Depth Profile, **H:** Height, **LH:** Lens Height, **OD:** Trim Outside Diameter

E26 Screw Base Non-IC Housing – No Socket Bracket

H5TNB

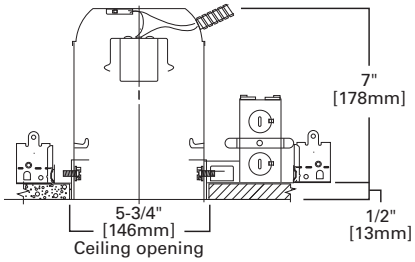

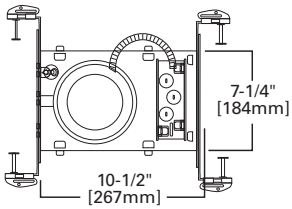

H5TNB

5" Non-IC, New Construction Housing, No Socket Bracket, 120V

The H5TNB recessed housing is designed for residential and light commercial applications. H5TNB features full-frame robust construction, feed through listing, Got Nail! bar hangers; and may support the use of higher wattage lamps. The wide variety of trims available allows a number of different lighting effects to be created with one basic housing. The H5TNB is for use non-insulated ceilings. If insulation is present it must be kept 3" from all sides of the housing. The H5TNB can save installation time. It is designed without a socket plate for use with socket supporting trims only. With these trims there is no need to spend time removing the socket plate and the fixed lamp position of socket supporting trims saves on lamp adjustment time too. May be retrofit with compatible Halo LED lighting systems.

Special Features

Got Nail!™ bar hangers
q-Channel bars with Pass-N-Thru™
Slide-N-Side™ junction box
Quick Connect™ push wire nuts

Compatible Trims

5000	5020	5060	5130	5150	5186
5001	5021	5070	5135	5162	5222
5010	5030	5071	5145	5165	5230
5012	5051	5120	5146	5176	5255
5016	5054	5125			

Trims for use in Halo listed housings

Select trims are classified for use in other housings, see www.eaton.com/lighting/legal

Features

Housing
- Single wall die-stamped CRS with white powder coat finish
- Housing adjusts in plaster frame to accommodate up to 1-3/8" ceiling thickness

Plaster Frame
- Galvanized steel construction
- The housing can be removed from plaster frame to provide access to the junction box
- Plaster frame features include:
  - Patented regressed locking screw positioned for securing hanger bars from below the ceiling
  - Cutouts for easily crimping hanger bars in position
  - Halo name embossed on plaster frame

Includes:
- Got Nail!™ bar hangers (Details Pg. 9)
- q-Channel bars with Pass-N-Thru™ (Details Pg. 9)
- Slide-N-Side™ junction box wire traps (Details Pg. 9)
- Quick Connect™ push wire nuts (Details Pg. 9)

Socket
- Porcelain socket with nickel plated brass screw shell
- Snaps into trim for consistent lamp positioning
- Overspray protector included

Thermal Protector
Self resetting thermal protector deactivates fixture if overheating occurs due to improper lamping or misapplied insulation

Trims
Halo Fit-All concept offers multiple trim options in a variety of design styles, and functional beam distributions to control beam angle and lumen delivery in accommodating various lamp types including Halogen, CFL and LED

Compliance
- cULus Listed 1598 luminaire
- cULus Listed damp location
- cULus Listed for wet location, covered ceiling, with select trims
- cULus Listed for feed through
- IP rated (Improper Lamp)
- RoHS compliant

Specifications, compliances and dimensions subject to change without notice

E26 Screw Base Non-IC Housing – No Socket Bracket

E5TATNB

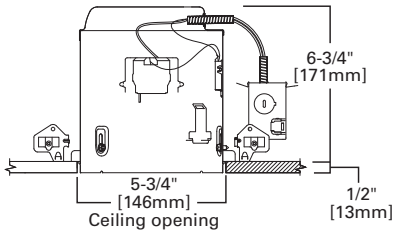

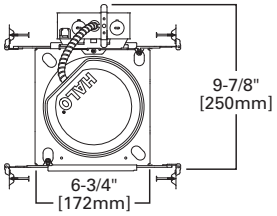

E5TATNB

5" Non-IC, Air-Tite, New Construction Housing, No Socket Bracket, 120V

The E5TATNB is a compact and efficient recessed housing optimized and listed for EISA compliant, tungsten-halogen, CFL and LED lamps as well as incandescent. The Halo E5TATNB housing is for use in non-insulated ceilings, suitable for residential or light commercial applications; with Air-Tite code compliant construction. Use with a variety of trims and finishes to create different lighting effects or to match any decor. E5TATNB is designed for use in non-insulated ceilings, if insulation is present it must be kept 3" from all sides of the housing. May be retrofit with compatible Halo LED lighting systems. The E5TATNB can save installation time. It is designed without a socket plate for use with socket supporting trims only. With these trims there is no need to spend time removing the socket plate and the fixed lamp position of socket supporting trims saves on lamp adjustment time too. May be retrofit with Halo LED lighting systems.

Special Features

- All-Nail!™ bar hangers
- q-Channel bars with Pass-N-Thru™
- Hinged j-box with Slide-N-Side™
- Quick Connect™ push wire nuts
- Air-Tite™ code compliant

Compatible Trims

5000	5020	5060	5130	5150	5186
5001	5021	5070	5135	5162	5222
5010	5030	5071	5145	5165	5230
5012	5051	5120	5146	5176	5255
5016	5054	5125			

Trims for use in Halo listed housings

Select trims are classified for use in other housings, see www.eaton.com/lighting/legal

Features

Housing
- Single wall die-formed housing
- Housing features a precision rolled interlocking collar which maintains aperture geometry for greater assurance of installation results
- Exclusive Air-Tite gasket meets code where required, and seals between housing, frame and finished ceiling - without need for additional caulk
- May be removed from the plaster frame to provide access to junction box

Plaster Frame
- Galvanized steel frame. Housing adjusts in plaster frame to accommodate up to 3/8" - 1" ceiling thickness.
- (2) Regressed locking screws for securing hanger bars

Includes:
- All-Nail!™ bar hangers (Details Pg. 11)
- q-Channel bar hangers (Details Pg. 11)
- Hinged junction box with Slide-N-Side™ (Details Pg. 11)
- Quick Connect™ push wire nuts (Details Pg. 11)
- Air-Tite™ code compliant (Details Pg. 11)

Socket
- Porcelain socket with nickel plated brass screw shell
- Snap-in socket speeds installation and attaches directly to the trim for consistent lamp positioning
- Shipped with socket overspray protector installed

Thermal Protector
Self resetting thermal protector deactivates fixture if overheating occurs due to improper lamping or misapplied insulation

Trims
Halo Fit-All concept offers multiple trim options in a variety of design styles, and functional beam distributions to control beam angle and lumen delivery in accommodating various lamp types including Halogen, CFL and LED

Compliance
- cULus Listed 1598 luminaire
- cULus Listed damp location
- cULus Listed for wet location, covered ceiling, with select trims
- Air-Tite code compliant. Certified under ASTM E283; not exceeding 2.0 cfm (0.944 L/s) air leakage rate tested at a 1.57 psf (75 Pa) pressure differential
- RoHS compliant

E26 Screw Base Trims

Non-IC "NB" Housings: H5TNB • E5TATNB

Reflectors

5020 PAR Reflector

- Straight precision sided trim ring (fixed, not removable)
- Torsion spring retention
- Dual socket position for BR and PAR lamps
- Socket supporting integral bracket

Housings	Max Lamp Compatibility
H5TNB	75W PAR30S, 75W PAR30L, 65W BR30, 75W R30
E5TATNB	75W PAR30S, 75W PAR30L, 65W BR30

Compatible with Halogen, Incandescent, LED* or CFL* lamps

5020P
White Reflector, White Trim

5020H
Haze Reflector, White Trim

5020SC
Specular Clear Reflector, White Trim

5020BL
Black Specular Reflector, White Trim

5020SN
Satin Nickel Reflector, Satin Nickel Trim

5020TBZ
Tuscan Bronze Reflector, Tuscan Bronze Trim

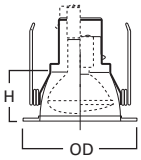

Dimensions**
H: 3-1/4" [82mm]
OD: 6-3/8" [162mm]

5021 Full Reflector

- Straight precision sided trim ring (fixed, not removable)
- Torsion spring retention
- For use with A-lamps
- Socket supporting integral bracket

Housings	Max Lamp Compatibility
H5TNB	60W A19
E5TATNB	

Compatible with Halogen, Incandescent, LED* or CFL* lamps

5021H
Haze Reflector, White Trim

5021SC
Specular Clear Reflector, White Trim

5021SN
Satin Nickel Reflector, Satin Nickel Trim

5021TBZ
Tuscan Bronze Reflector, Tuscan Bronze Trim

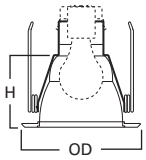

Dimensions**
H: 5" [127mm]
OD: 6-3/8" [162mm]

5120 Full Cone Reflector, Self-flange

- Full cone reflector
- Torsion spring retention
- Socket supporting
- Self-flange trim ring sized to hide gaps caused by construction tolerances

Housings	Max Lamp Compatibility
H5TNB	60W A19, 75W PAR30S, 75W PAR30L, 65W BR30
E5TATNB	

Compatible with Halogen, Incandescent, LED* or CFL* lamps

5120WH
White Reflector, White Self-flange

5120SN
Satin Nickel Reflector, Satin Nickel Self-flange

5120TBZ
Tuscan Bonze Reflector, Tuscan Bronze Self-flange

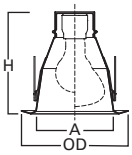

Dimensions**
A: 4-3/4" [121mm]
H: 6-1/4" [160mm]
OD: 6-5/8" [168mm]

*UL1993 listed LED & CFL equivalent lamps permitted. Consult lamp manufacturer for conditions of use. Eaton does not warranty the lamp.
****Key: A:** Luminous Aperture, **D:** Depth Profile, **H:** Height, **LH:** Lens Height, **OD:** Trim Outside Diameter

Specifications, compliances and dimensions subject to change without notice

Baffles

5001 PAR Metal Baffle Splay

- Straight precision sided trim ring (fixed, not removable)
- Torsion spring retention
- Dual socket position for BR and PAR lamps
- Socket supporting

Housings	Max Lamp Compatibility
H5TNB	50W PAR20, 75W PAR30S, 75W PAR30L, 65W BR30, 50W R20, 75W R30
E5TATNB	50W PAR20, 75W PAR30S, 75W PAR30L, 65W BR30

Compatible with Halogen, Incandescent, LED* or CFL* lamps

5001P
White Baffle, White Trim

5001MB
Black Baffle, White Trim

5001SN
Satin Nickel Baffle, Satin Nickel Trim

5001TBZ
Tuscan Bronze Baffle, Tuscan Bronze Trim

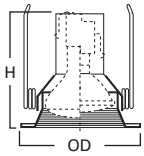

Dimensions**
H: 6-1/8" [152mm]
OD: 6-3/8" [156mm]

5012 High Coilex® Baffle

- Straight precision sided trim ring (fixed, not removable)
- Provides ultra deep lamp regression (not compatible with H5TM)
- Socket supporting
- Torsion spring retention

Housings	Max Lamp Compatibility
H5TNB	75W PAR30S, 75W PAR30L, 65W BR30, 75W R30
E5TATNB	75W PAR30S, 75W PAR30L, 65W BR30

Compatible with Halogen, Incandescent, LED* or CFL* lamps

5012W
White Baffle, White Trim

5012P
Black Baffle, White Trim

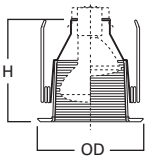

Dimensions**
H: 6" [152mm]
OD: 6-3/8" [156mm]

5016 Coilex® Baffle with Reflector

- Straight precision sided trim ring (fixed, not removable)
- Torsion spring retention
- Dual socket position for BR and PAR lamps
- Socket supporting

Housings	Max Lamp Compatibility
H5TNB	60W A19, 75W PAR30S, 75W PAR30L, 65W BR30
E5TATNB	

Compatible with Halogen, Incandescent, LED* or CFL* lamps

5016W
White Baffle, White Trim

5016P
Black Baffle, White Trim

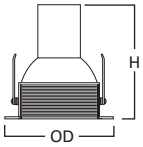

Dimensions**
H: 6-3/4" [171mm]
OD: 6-3/8" [162mm]

*UL1993 listed LED & CFL equivalent lamps permitted. Consult lamp manufacturer for conditions of use. Eaton does not warranty the lamp.
****Key: A:** Luminous Aperture, **D:** Depth Profile, **H:** Height, **LH:** Lens Height, **OD:** Trim Outside Diameter

E26 Screw Base Trims

Non-IC "NB" Housings: H5TNB • E5TATNB

5125 Full Cone Baffle, Self-flange

- Full cone baffle trim
- Torsion spring retention
- Socket supporting
- Self-flange trim ring sized to hide gaps caused by construction tolerances

Housings	Max Lamp Compatibility
H5TNB	60W A19, 75W PAR30S, 75W PAR30L, 65W BR30
E5TATNB	

Compatible with Halogen, Incandescent, LED* or CFL* lamps

5125WB
White Baffle, White Self-flange

5125BB
White Baffle, Black Self-flange

5125BKBB
Black Baffle, Black Self-flange

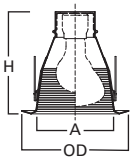

Dimensions**
A: 4-3/4" [121mm]
H: 6-1/4" [160mm]
OD: 6-5/8" [168mm]

Adjustable – Eyeballs & Gimbals

5060 Adjustable Gimbal 20° Tilt, Self-flange

- Straight precision sided trim ring (fixed, not removable)
- For directional accent lighting
- Torsion spring retention
- 20° tilt - 360° rotation
- Socket supporting

Housings	Max Lamp Compatibility
H5TNB	75W PAR30S
E5TATNB	

Compatible with Halogen, Incandescent, LED* or CFL* lamps

5060P
White Gimbal, White Trim

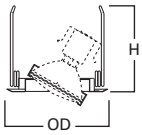

Dimensions**
H: 3-1/4" [82mm]
OD: 6-3/8" [162mm]

5070 Adjustable Eyeball 30° Tilt, Self-flange

- Straight precision sided trim ring (fixed, not removable)
- For directional accent lighting
- Torsion spring retention
- 30° tilt - 360° rotation
- Socket supporting

Housings	Max Lamp Compatibility
H5TNB	75W PAR30S
E5TATNB	

Compatible with Halogen, Incandescent, LED* or CFL* lamps

5070P
White Eyeball, White Trim

5070SN
Satin Nickel Eyeball, Satin Nickel Trim

5070TBZ
Tuscan Bronze Eyeball, Tuscan Bronze Trim

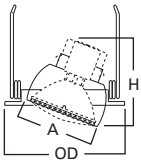

Dimensions**
A: 3-7/8" [98mm]
H: 3-3/8" [86mm]
OD: 6-3/8" [162mm]

5071 Adjustable Eyeball 30° Tilt, Self-flange

- Straight precision sided trim ring (fixed, not removable)
- For directional accent lighting
- Torsion spring retention
- 30° tilt - 360° rotation
- Socket supporting

Housings	Max Lamp Compatibility
H5TNB	50W PAR20, 50W R20
E5TATNB	50W PAR20

Compatible with Halogen, Incandescent, LED* or CFL* lamps

5071P
White Eyeball, White Trim

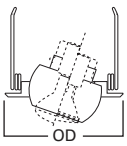

Dimensions**
OD: 6-1/2" [165mm]

*UL1993 listed LED & CFL equivalent lamps permitted. Consult lamp manufacturer for conditions of use. Eaton does not warranty the lamp.
****Key: A:** Luminous Aperture, **D:** Depth Profile, **H:** Height, **LH:** Lens Height, **OD:** Trim Outside Diameter

Specifications, compliances and dimensions subject to change without notice

5130 Eyeball 35° Tilt, Self-flange

- Adjustable 35° tilt, 360° rotation
- Design optimized for PAR30S (short-neck) lamps
- Torsion spring retention
- Socket supporting
- Self-flange trim ring sized to hide gaps caused by construction tolerances

Housings	Max Lamp Compatibility
H5TNB E5TATNB	75W PAR30S

Compatible with Halogen, Incandescent, LED* or CFL* lamps

5130WH
White Eyeball, White Trim

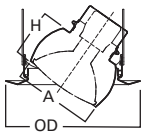

Dimensions**
A: 3-7/8" [98mm]
H: 2-1/4" [58mm]
OD: 6-5/8" [168mm]

5135 Eyeball 35° Tilt, Self-flange

- Conical adjustable eyeball trim for PAR20 lamps
- Torsion spring retention
- Socket supporting
- 35° tilt, 360° rotation
- Self-flange trim ring sized to hide gaps caused by construction tolerances

Housings	Max Lamp Compatibility
H5TNB E5TATNB	50W PAR20

Compatible with Halogen, Incandescent, LED* or CFL* lamps

5135WH
White Eyeball, White Trim, Self-flange

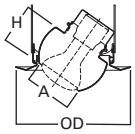

Dimensions**
A: 2-3/4" [70mm]
H: 2-1/4" [58mm]
OD: 6-5/8" [168mm]

5165 Gimbal 35° Tilt, Self-flange

- Adjustable gimbal trim for PAR30S (short-neck) lamps
- Torsion spring retention
- Socket supporting
- 35° tilt, 360° rotation
- Self-flange trim ring sized to hide gaps caused by construction tolerances

Housings	Max Lamp Compatibility
H5TNB E5TATNB	75W PAR30S

Compatible with Halogen, Incandescent, LED* or CFL* lamps

5165WH
White Gimbal, White Trim

5165BK
Black Gimbal, Black Trim

5165SN
Satin Nickel Gimbal,
Satin Nickel Trim

5165TBZ
Tuscan Bronze Gimbal,
Tuscan Bronze Trim

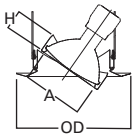

Dimensions**
A: 3-3/8" [85mm]
H: 1-1/8" [29mm]
OD: 6-5/8" [168mm]

5222 Regressed Angle Cut Adjustable Gimbal, 30° Tilt, Self-flange

- Fully regressed gimbal
- Torsion spring retention
- 30° tilt, 360° rotation
- Socket supporting
- Angle cut - cone reflector and baffle options
- Accommodates tilt of gimbal in a full regressed cut cone
- Self-flange trim ring sized to hide gaps caused by construction tolerances

Housings	Max Lamp Compatibility
H5TNB E5TATNB	75W PAR30S, 75W PAR30L, 60W PAR16, 50W PAR20

Compatible with Halogen, Incandescent, LED* or CFL* lamps

5222WB
White Baffle & Gimbal,
White Trim

5222BB
Black Baffle & Gimbal,
White Trim

5222SC
Specular Clear Reflector
& Gimbal, White Trim

5222H
Haze Reflector & Gimbal,
White Trim

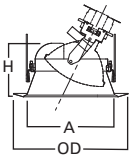

Dimensions**
A: 5"127mm]
H: 3-1/8" [79mm]
OD: 6-5/8" [168mm]

*UL1993 listed LED & CFL equivalent lamps permitted. Consult lamp manufacturer for conditions of use. Eaton does not warranty the lamp.
****Key: A:** Luminous Aperture, **D:** Depth Profile, **H:** Height, **LH:** Lens Height, **OD:** Trim Outside Diameter

E26 Screw Base Trims

Non-IC "NB" Housings: H5TNB • E5TATNB

Lenses & Wet Location Showerlights

5051 Frosted Glass Lens - Showerlight

- Straight precision sided trim ring
- Frosted glass lens
- "Dead-Front" construction, wet location listed Showerlight
- Non-conductive, non-corrosive gasketed polymer trim ring
- Torsion spring retention

Housings	Max Lamp Compatibility
H5TNB E5TATNB	60W A19, 50W PAR30S, 50W PAR30L, 65W BR30

Compatible with Halogen, Incandescent, LED* or CFL* lamps

5051PS
Frosted Glass Lens, White Trim

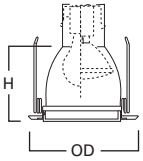

Dimensions**
H: 5-9/16" [141mm]
OD: 6-7/16" [164mm]

5054 Frosted Glass Dome Lens

- Frosted glass dome lens
- Straight precision sided trim ring
- "Dead-Front" construction, wet location listed Showerlight
- Non conductive, non corrosive gasketed polymer trim ring
- Torsion spring retention

Housings	Max Lamp Compatibility
H5TNB E5TATNB	75W A19, 75W PAR30S

Compatible with Halogen, Incandescent, LED* or CFL* lamps

5054PS
Frosted Glass Dome, White Trim

5054SNS
Frosted Glass Dome, Satin Nickel Trim

5054TBZS
Frosted Glass Dome, Tuscan Bronze Trim

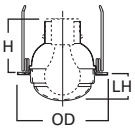

Dimensions**
LH: 1-3/4" [45mm]
H: 4-1/2" [114mm]
OD: 6-3/8" [162mm]

5145 Open Wet Location, Shallow, Self-flange

- Open wet location Showerlight for PAR30S and PAR30L outdoor rated lamps ONLY
- Torsion spring retention
- Socket supporting
- Self-flange trim ring sized to hide gaps caused by construction tolerances

Housings	Max Lamp Compatibility
H5TNB E5TATNB	75W PAR30S, 75W PAR30L

Compatible with Halogen, Incandescent, LED* or CFL* lamps

5145WH
White Self-flange

5145SN
Satin Nickel Self-flange

5145TBZ
Tuscan Bronze Self-flange

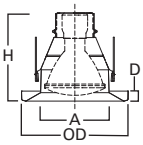

Dimensions**
A: 4-5/8" [117mm]
D: 5/8" [16mm]
H: 5-3/8" [138mm]
OD: 6-5/8" [168mm]

Outdoor Rated Lamp ONLY (Purchase Separately)

Lamp Gasket
(Included)

5146 Open Wet Location, Self-flange

- Open wet location Showerlight for PAR30S and PAR30L outdoor rated lamps ONLY
- Torsion spring retention
- Socket supporting
- Self-flange trim ring sized to hide gaps caused by construction tolerances

Housings	Max Lamp Compatibility
H5TNB E5TATNB	75W PAR30S, 75W PAR30L

Compatible with Halogen, Incandescent, LED* or CFL* lamps

5146WH
White Self-flange

5146SN
Satin Nickel Self-flange

5146TBZ
Tuscan Bronze Self-flange

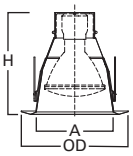

Dimensions**
A: 4-3/4" [121mm]
H: 6-1/4" [160mm]
OD: 6-5/8" [168mm]

Outdoor Rated Lamp ONLY (Purchase Separately)

Lamp Gasket
(Included)

*UL1993 listed LED & CFL equivalent lamps permitted. Consult lamp manufacturer for conditions of use. Eaton does not warranty the lamp.
****Key: A:** Luminous Aperture, **D:** Depth Profile, **H:** Height, **LH:** Lens Height, **OD:** Trim Outside Diameter

Specifications, compliances and dimensions subject to change without notice

5150 Low Profile, Frosted Glass Dome Lens, Self-flange

Showerlight

- Low profile, frosted glass dome lens
- Wet location Showerlight
- Torsion spring retention
- Non-conductive "dead-front" polymer (plastic) trim and glass lens
- Socket supporting internal reflector
- Self-flange trim ring sized to hide gaps caused by construction tolerances

Housings	Max Lamp Compatibility
H5TNB E5TATNB	60W A19, 50W PAR30S

Compatible with Halogen, Incandescent, LED* or CFL* lamps

5150WH
Frosted Glass Dome Lens with Reflector, White Plastic Self-flange

5150SN
Frosted Glass Dome Lens with Reflector, Satin Nickel Plastic Self-flange

5150TBZ
Frosted Glass Dome Lens with Reflector, Tuscan Bronze Plastic Self-flange

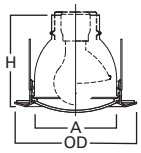

Dimensions**
A: 4-1/2" [114mm]
H: 5" [126mm]
OD: 6-5/8" [168mm]

5162 Drop Opal Plastic Lens, Self-flange

Showerlight

- Drop opal plastic lens
- Wet location Showerlight
- Non-conductive "dead-front" polymer (plastic) trim
- Torsion spring retention
- Socket supporting internal reflector
- Self-flange trim ring sized to hide gaps caused by construction tolerances

Housings	Max Lamp Compatibility
H5TNB E5TATNB	43W A19

Compatible with Halogen, Incandescent, LED* or CFL* lamps

5162WH
Drop Opal Plastic Lens with Reflector, White Plastic Self-flange

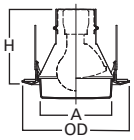

Dimensions**
A: 4-1/2" [114mm]
H: 5-5/8" [118mm]
OD: 6-5/8" [168mm]

5230 Squircle Frost Glass Lens, Metal Trim, Self-flange

Showerlight

- Low profile frost glass lens
- Wet location Showerlight
- Torsion spring retention
- Self-flange low profile metal trim ring
- Socket supporting internal bracket
- Integral rotation adjustment up to +/– 25˚ for precise alignment with room

Housings	Max Lamp Compatibility
H5TNB E5TATNB	Consult website www.eaton.com/lighting

Compatible with Halogen, Incandescent, LED* or CFL* lamps

5230AH
Frost Glass Lens, Aluminum Haze Squircle Trim

5230PN
Frost Glass Lens, Polished Nickel Squircle Trim

5230SN
Frost Glass Lens, Satin Nickel Squircle Trim

5230TBZ
Frost Glass Lens, Tuscan Bronze Squircle Trim

5255 Soft Square, Frost Curved Glass Lens, Self-flange

Showerlight

- Low profile curved frost glass lens
- Wet location Showerlight
- Torsion spring retention
- Non-conductive "dead-front" polymer plastic trim and glass lens
- Integral rotation adjustment up to +/– 25˚ for precise alignment with room
- Integrated socket supporting reflector for illumination across lens corner-to-corner

Housings	Max Lamp Compatibility
H5TNB E5TATNB	60W A19, 60W PAR30S

Compatible with Halogen, Incandescent, LED* or CFL* lamps

5255WH
Frost Curved Glass Lens with Reflector, White Plastic Self-flange

5255SN
Frost Curved Glass Lens with Reflector, Satin Nickel Plastic Self-flange

5255TBZ
Frost Curved Glass Lens with Reflector, Tuscan Bronze Plastic Self-flange

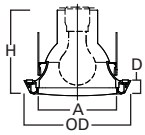

Dimensions**
A: 5-1/8" [130mm]
D: 1" [26mm]
H: 5-1/2" [140mm]
OD: 6-7/8" [174mm]

*UL1993 listed LED & CFL equivalent lamps permitted. Consult lamp manufacturer for conditions of use. Eaton does not warranty the lamp.
****Key: A:** Luminous Aperture, **D:** Depth Profile, **H:** Height, **LH:** Lens Height, **OD:** Trim Outside Diameter

E26 Screw Base Trims

Non-IC "NB" Housings: H5TNB • E5TATNB

Open, Splay & Wall Wash

5000 PAR Metal Splay, Self-flange

- Straight precision sided trim ring (fixed, not remodeled)
- Open metal splay trim
- Dual socket position socket for BR and PAR lamps
- Torsion spring retention
- Socket supporting

Housings	Max Lamp Compatibility
H5TNB	75W PAR30S, 75W PAR30L, 65W BR30, 75W R30
E5TATNB	75W PAR30S, 75W PAR30L, 65W BR30

Compatible with Halogen, Incandescent, LED* or CFL* lamps

5000P
White Splay, White Trim

5000SN
Satin Nickel Splay, Satin Nickel Trim

5000TBZ
Tuscan Bronze Splay, Tuscan Bronze Trim

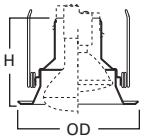

Dimensions**
H: 4-5/8" [118mm]
OD: 6-3/8" [162mm]

5030 Wall Wash with Baffle

- Straight precision sided trim ring
- Designed to spread light closer to the ceiling to eliminate the "cave effect"
- Provides a wash of light
- 360° rotation
- Torsion spring retention
- Socket supporting

Housings	Max Lamp Compatibility
H5TNB	60W A19, 50W TB19, 60W BT15, 60W MB19
E5TATNB	60W A19

Compatible with Halogen, Incandescent, LED* or CFL* lamps

5030W
White Eyelid with White Baffle, White Trim

5030P
White Eyelid with Black Baffle, White Trim

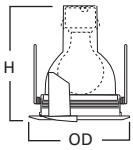

Dimensions**
H: 6-7/8" [173mm]
OD: 6-1/4" [159mm]

5176 Open, Wide Self-flange

- Open trim for BR & PAR lamps
- Torsion spring retention
- Socket supporting integral
- Self-flange trim ring sized to hide gaps caused by construction tolerances

Housings	Max Lamp Compatibility
H5TNB	75W PAR30S, 75W PAR30L, 65W BR30
E5TATNB	

Compatible with Halogen, Incandescent, LED* or CFL* lamps

5176WH
White Self-flange

5176SN
Satin Nickel Self-flange

5176TBZ
Tuscan Bronze Self-flange

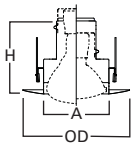

Dimensions**
A: 3-7/8" [99mm]
H: 4-3/4" [120mm]
OD: 6-5/8" [168mm]

5186 Splay, Self-flange

- Splay trim for BR & PAR lamps
- Torsion spring retention
- Socket supporting integral
- Self-flange trim ring sized to hide gaps caused by construction tolerances

Housings	Max Lamp Compatibility
H5TNB	75W PAR30S, 75W PAR30L, 65W BR30
E5TATNB	

Compatible with Halogen, Incandescent, LED* or CFL* lamps

5186WH
White Self-flange

5186SN
Satin Nickel Self-flange

5186TBZ
Tuscan Bronze Self-flange

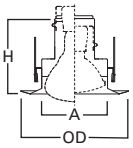

Dimensions**
A: 3-7/8" [99mm]
H: 4-7/8" [123mm]
OD: 6-5/8" [168mm]

*UL1993 listed LED & CFL equivalent lamps permitted. Consult lamp manufacturer for conditions of use. Eaton does not warranty the lamp.
****Key: A:** Luminous Aperture, **D:** Depth Profile, **H:** Height, **LH:** Lens Height, **OD:** Trim Outside Diameter

Specifications, compliances and dimensions subject to change without notice

6 INCH

6" LED Housings 6-2

6" LED Modules
Adjustable 6-8
Downlight 6-10
Surface Mount 6-13
ML56 LED Downlighting System 6-16
ML56 LED Trims 6-19
AllSlope LED Housings 6-20
AllSlope LED Trims 6-24

6" E26 Screw Base
IC Housings 6-25
IC Trims 6-34
H7UICAT Housings & Trims 6-46
IC Housings – No Socket Bracket 6-59
IC Trims – No Socket Bracket 6-62
IC Shallow Housings 6-70
IC Shallow Trims 6-74
Non-IC Housings 6-82
Non-IC Trims 6-89
Non-IC Housings – No Socket Bracket 6-106
Non-IC Trims – No Socket Bracket 6-108
Non-IC Shallow Housings 6-116
Non-IC Shallow Trims 6-120
H47 Series Slope Housings & Trims 6-129
H645IC Slope Housings & Trims 6-134

IC = Insulated Ceiling **Non-IC = Non-Insulated Ceiling**

LED Housing

H750ICAT

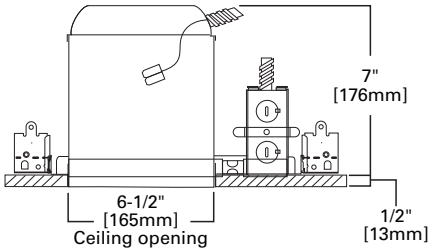

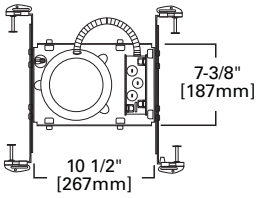

H750ICAT

6" ICAT, Air-Tite, New Construction, LED Housing, 120V/277V

The H750ICAT is a LED new construction housing to be used with compatible Halo LED modules and trims. The H750ICAT is designed for insulated ceilings and can be in direct contact with ceiling insulation*. The Air-Tite™ housing design restricts airflow between conditioned spaces and unconditioned areas. The H750ICAT connector system provides high efficacy code compliance when used with a Halo LED lighting systems.

Special Features

Got Nail!™ bar hangers
q-Channel bars with Pass-N-Thru™
Slide-N-Side™ junction box
Quick Connect™ push wire nuts
Air-Tite™ code compliant

Compatible LED Modules & Trims

ML56 with 69x series trims
SLD6
RL56
RA56
LT56

Features

Housing

- Single wall aluminum housing
- Openings are gasketed for Air-Tite™ ready installation
- Designed for insulated ceilings in direct contact with insulation* (May also be installed in non-insulated ceilings)

Plaster Frame

- Galvanized steel die-formed construction
- Housing adjusts in plaster frame to accommodate up to 1" ceiling thickness
- Plaster frame features include:
  - Patented regressed locking screw positioned for securing hanger bars from below the ceiling
  - Cutouts for easily crimping hanger bars in position
  - Air-Tite™ aperture gasket is pre-installed
  - Halo identity embossed on plaster frame

Includes:

- Got Nail!™ bar hangers (Details Pg. 9)
- q-Channel bars with Pass-N-Thru™ (Details Pg. 9)
- Slide-N-Side™ junction box wire traps (Details Pg. 9)
- Quick Connect™ push wire nuts (Details Pg. 9)
- Air-Tite™ code compliant (Details Pg. 9)

LED Module Connection

- Halo LED modules install with a plug-in 120V/277V rated line voltage wiring connector (UL and CSA Listed luminaire disconnect)
- This non-screw base connection preserves the high efficacy rating and prevents use of low efficacy sources (See LED module specifications)

Application Note

LED connection is rated for 120V and 277V input. Installer must verify LED module voltage is compatible with the applicable voltage input. If uncertain, consult a qualified electrician.

Compliance

- cULus Listed 1598 luminaire
- cULus Listed damp location
- cULus Listed for wet location, covered ceiling, with select trims
- cULus Listed for feed through
- cULus Listed for direct contact with insulation and combustible material*
- CE Marking - "Conformité Européene" conformity with the Council of European Communities Directives, meeting internationally recognized compliance with used with ML56 series LED modules
- Air-Tite code compliant. Certified under ASTM E283; not exceeding 2.0 cfm (0.944 L/s) air leakage rate tested at a 1.57 psf (75 Pa) pressure differential (with ceiling gasket GA-ATH7-6PK or caulk)
- Rated for 20W maximum
- Use with designated Halo LED systems for ENERGY STAR® certification
- Can be used for State of California Title 24 high efficacy compliance with Title 20 Certified Halo LED
- Can be used for International Energy Conservation Code (IECC) high efficacy compliance with designated LED modules and trims
- Refer to LED module specification sheets online for additional compliance information
- RoHS compliant

*Not to be used in direct contact with spray foam insulation (Consult NEMA LSD57-2013)

Specifications, compliances and dimensions subject to change without notice

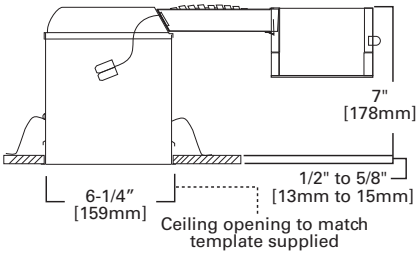

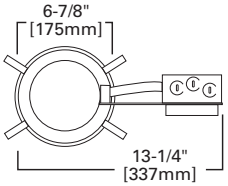

H750RICAT

6" ICAT, Air-Tite, Remodel, LED Housing, 120V/277V

The H750RICAT is a LED remodel housing to be used with compatible Halo LED modules and trims. The H750RICAT is designed for remodel applications in insulated ceilings and can be in direct contact with ceiling insulation*. The Air-Tite™ housing design restricts airflow between conditioned spaces and unconditioned areas. The H750RICAT LED connector system provides high efficacy code compliance when used with compatible Halo LED lighting systems.

Special Features

Slide-N-Side™ junction box
Quick Connect™ push wire nuts
Air-Tite™ code compliant

Compatible LED Modules & Trims

ML56 with 69x series trims
SLD6
RL56
RA56
LT56

Features

Housing
- Single wall aluminum housing
- Openings are gasketed for Air-Tite™
- Designed for insulated ceilings in direct contact with insulation* (May also be installed in non-insulated ceilings)
- For installation from below the finished ceiling. Integral flange secures fixture against ceiling.
- Halo identity embossed on can top

Remodel Springs
Four remodel clips secure housing and accommodate 1/2" and 5/8" ceiling material

Includes:
- Slide-N-Side™ junction box wire traps (Details Pg. 9)
- Quick Connect™ push wire nuts (Details Pg. 9)
- Air-Tite™ code compliant (Details Pg. 9)

LED Module Connection
- Halo LED modules install with a plug-in 120V/277V rated line voltage wiring connector (UL and CSA Listed luminaire disconnect)
- This non-screw base connection preserves the high efficacy rating and prevents use of low efficacy sources (See LED module specifications)

Application Note
LED connection is rated for 120V and 277V input. Installer must verify LED module voltage is compatible with the applicable voltage input. If uncertain, consult a qualified electrician.

Compliance
- cULus Listed 1598 luminaire
- cULus Listed damp location
- cULus Listed for wet location, covered ceiling, with select trims
- cULus Listed for feed through
- cULus Listed for direct contact with insulation and combustible material*
- CE Marking - "Conformité Européene" conformity with the Council of European Communities Directives, meeting internationally recognized compliance with used with ML56 series LED modules
- Air-Tite code compliant. Certified under ASTM E283; not exceeding 2.0 cfm (0.944 L/s) air leakage rate tested at a 1.57 psf (75 Pa) pressure differential.
- Rated for 20W maximum
- Use with designated Halo LED systems for ENERGY STAR® certification
- Can be used for State of California Title 24 high efficacy compliance with Title 20 Certified Halo LED
- Can be used for International Energy Conservation Code (IECC) high efficacy compliance with designated LED modules and trims
- Refer to LED module specification sheets online for additional compliance information
- RoHS compliant

*Not to be used in direct contact with spray foam insulation (Consult NEMA LSD57-2013)

LED Housing

H750T

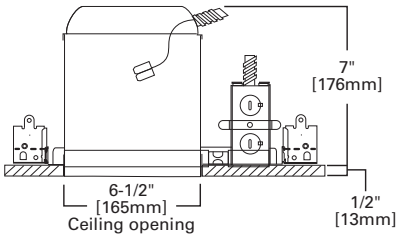

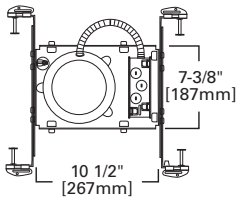

H750T

6" Non-IC, New Construction, LED Housing

The H750T is a LED new construction housing to be used with compatible Halo LED modules and trims. The H750T is designed for non-insulated ceilings. If insulation is present it must be kept three inches from all sides of the housing. The H750T LED connector system provides high efficacy code compliance when used with compatible Halo LED lighting systems.

Special Features

Got Nail!™ bar hangers
q-Channel bars with Pass-N-Thru™
Slide-N-Side™ junction box
Quick Connect™ push wire nuts

Compatible LED Modules & Trims

ML56 with 69x series trims
SLD6
RL56
RA56
LT56

Features

Housing
- Single wall aluminum housing with white semi-gloss paint finish

Plaster Frame
- Galvanized steel die-formed construction
- Housing adjusts in plaster frame to accommodate up to 1" ceiling thickness
- Plaster frame features include:
  - Patented regressed locking screw positioned for securing hanger bars from below the ceiling
  - Cutouts for easily crimping hanger bars in position
  - Air-Tite™ aperture gasket is pre-installed
  - Halo identity embossed on plaster frame

Includes:
- Got Nail!™ bar hangers (Details Pg. 9)
- q-Channel bars with Pass-N-Thru™ (Details Pg. 9)
- Slide-N-Side™ junction box wire traps (Details Pg. 9)
- Quick Connect™ push wire nuts (Details Pg. 9)

LED Module Connection
- Halo LED modules install with a plug-in 120V/277V rated line voltage wiring connector (UL and CSA Listed luminaire disconnect)
- This non-screw base connection preserves the high efficacy rating and prevents use of low efficacy sources (See LED module specifications)

Application Note
LED connection is rated for 120V and 277V input. Installer must verify LED module voltage is compatible with the applicable voltage input. If uncertain, consult a qualified electrician.

Compliance
- cULus Listed 1598 luminaire
- cULus Listed damp location
- cULus Listed for wet location, covered ceiling, with select trims
- cULus Listed for feed through
- CE Marking - "Conformité Européene" conformity with the Council of European Communities Directives, meeting internationally recognized compliance with used with ML56 series LED modules
- Rated for 20W maximum
- Use with designated Halo LED systems for ENERGY STAR® certification
- Can be used for International Energy Conservation Code (IECC) high efficacy compliance with designated LED modules and trims
- Can be used for State of California Title 24 non-residential high efficacy compliance with Halo LED systems
- Refer to LED module specification sheets online for additional compliance information
- RoHS compliant

Specifications, compliances and dimensions subject to change without notice

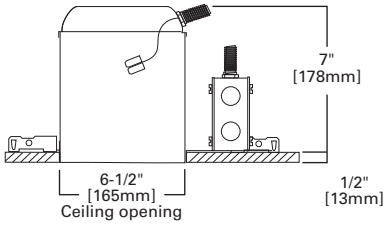

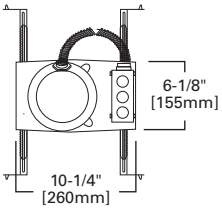

H750TCP

6" Non-IC, New Construction or Remodel, Chicago Plenum, LED Housing

The H750TCP is a LED new construction/remodel Non-IC housing to be used with compatible Halo LED modules and trims. The H750TCP is designed for Chicago Plenum ceilings. Insulation must be kept a minimum of 3" from all sides of housing. The H750TCP LED connector system provides high efficacy code compliance when used with compatible Halo LED lighting systems.

Special Features

Quick Connect™ push wire nuts

Compatible LED Modules & Trims

ML56 with 69x series trims
SLD6
RL56
RA56
LT56

Features

Housing
- Single wall aluminum housing with white semi-gloss paint finish
- Constructed and gasketed to meet Chicago CCEA requirements

Plaster Frame
- "Boat shaped" plaster frame design for new construction or remodel in existing ceilings
- Galvanized steel die-formed construction
- Housing adjusts in plaster frame to accommodate up to 1" ceiling thickness

Bar Hangers
- Bar hangers overlap for housing adjustment within joist spans
- Crimp tabs on plaster frame lock bars into position
- Optional TB-7 T-bar clips secure bar hangers to suspended grid ceilings

Junction Box
- Positioned to accommodate straight conduit runs
- Seven 1/2" trade size conduit knockouts with true pry-out slots

Includes:
- Quick Connect™ push wire nuts (Details Pg. 9)

LED Module Connection
- Halo LED modules install with a plug-in 120V/277V rated line voltage wiring connector (UL and CSA Listed luminaire disconnect)
- This non-screw base connection preserves the high efficacy rating and prevents use of low efficacy sources (see LED module specifications)

Application Note
LED connection is rated for 120V and 277V input. Installer must verify LED module voltage is compatible with the applicable voltage input. If uncertain, consult a qualified electrician.

Compliance
- cULus Listed 1598 luminaire
- cULus Listed damp location
- cULus Listed for wet location, covered ceiling, with select trims
- cULus Listed for feed through
- Rated for 20W maximum
- Use with designated Halo LED systems for ENERGY STAR® certification
- Can be used for International Energy Conservation Code (IECC) high efficacy compliance with designated LED modules and trims
- City of Chicago Plenum construction
- Refer to LED module specification sheets online for additional compliance information

LED Shallow Housing

H2750ICAT

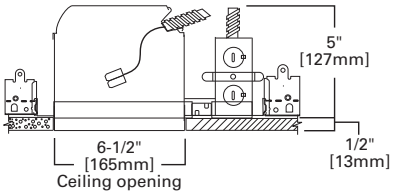

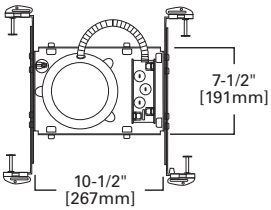

H2750ICAT

6" IC, Air-Tite, Shallow New Construction, LED Housing, 120V/277V

The H2750ICAT is a LED new construction housing for use in shallow ceilings. The H2750ICAT is designed for insulated ceilings and can be in direct contact with ceiling insulation*. This Air-Tite™ housing design restricts airflow between conditioned spaces and unconditioned areas. The LED connector system provides high efficacy code compliance when used with compliant Halo LED lighting systems.

Special Features

Got Nail!™ bar hangers
q-Channel bars with Pass-N-Thru™
Slide-N-Side™ junction box
Quick Connect™ push wire nuts
Air-Tite™ code compliant

Compatible LED Modules & Trims

ML56 with designated shallow 69x series trims
SLD6
RL56
RA56
LT56

Features

Housing
- Single wall aluminum housing
- Openings are gasketed for Air-Tite™ ready installation
- Designed for insulated ceilings in direct contact with insulation* (May also be installed in non-insulated ceilings)

Plaster Frame
- Galvanized steel die-formed construction
- Housing adjusts in plaster frame to accommodate up to 1" ceiling thickness
- Plaster frame features include:
  - Patented regressed locking screw positioned for securing hanger bars from below the ceiling
  - Cutouts for easily crimping hanger bars in position
  - Air-Tite™ aperture gasket is pre-installed
  - Halo identity embossed on plaster frame

Includes:
- Got Nail!™ bar hangers (Details Pg. 9)
- q-Channel bars with Pass-N-Thru™ (Details Pg. 9)
- Slide-N-Side™ junction box wire traps (Details Pg. 9)
- Quick Connect™ push wire nuts (Details Pg. 9)
- Air-Tite™ code compliant (Details Pg. 9)

LED Module Connection
- Halo LED modules install with a plug-in 120V/277V rated line voltage wiring connector (UL and CSA Listed luminaire disconnect)
- This non-screw base connection preserves the high efficacy rating and prevents use of low efficacy sources (See LED module specifications)

Application Note
LED connection is rated for 120V and 277V input. Installer must verify LED module voltage is compatible with the applicable voltage input. If uncertain, consult a qualified electrician.

Compliance
- cULus Listed 1598 luminaire
- cULus Listed damp location
- cULus Listed for wet location, covered ceiling, with select trims
- cULus Listed for feed through
- cULus Listed for direct contact with insulation and combustible material*
- CE Marking - "Conformité Européene" conformity with the Council of European Communities Directives, meeting internationally recognized compliance with used with ML56 series LED modules
- Air-Tite code compliant. Certified under ASTM E283; not exceeding 2.0 cfm (0.944 L/s) air leakage rate tested at a 1.57 psf (75 Pa) pressure differential (with ceiling gasket GA-ATH7-6PK or caulk).
- Rated for 20W maximum
- Use with designated Halo LED systems for ENERGY STAR® certification
- Can be used for State of California Title 24 high efficacy compliance with Title 20 Certified Halo LED
- Can be used for International Energy Conservation Code (IECC) high efficacy compliance with designated LED modules and trims
- Refer to LED module specification sheets online for additional compliance information
- RoHS compliant

*Not to be used in direct contact with spray foam insulation (Consult NEMA LSD57-2013)

Specifications, compliances and dimensions subject to change without notice

LED Shallow Housing

H2750RICAT

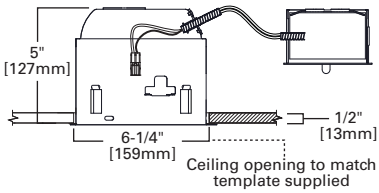

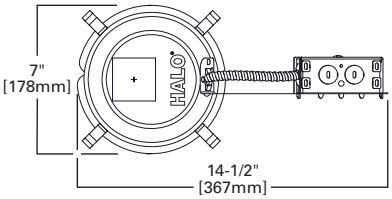

H2750RICAT

6" IC, Air-Tite, Remodel, LED Housing

The H2750RICAT is a LED remodel housing for use in shallow ceilings. The housing is designed for insulated ceilings and can be in direct contact with ceiling insulation*. Housing features Air-Tite code compliant construction. The LED connector system provides high efficacy code compliance when used with compliant Halo LED lighting systems.

Special Features

Quick Connect™ push wire nuts
Air-Tite™ code compliant

Compatible LED Modules & Trims

ML56 with designated shallow 69x series trims
SLD6
RL56
RA56
LT56

Features

Housing
- Single wall aluminum housing
- Openings are gasketed for Air-Tite™
- Designed for insulated ceilings in direct contact with insulation* (May also be installed in non-insulated ceilings)
- For installation from below the finished ceiling. Integral flange secures fixture against ceiling.
- Halo identity embossed on can top

Remodel Springs
Four remodel clips secure housing and accommodate 1/2" and 5/8" ceiling material

Includes:
- Quick Connect™ push wire nuts (Details Pg. 9)
- Air-Tite™ code compliant (Details Pg. 9)

Junction Box
- Seven 1/2" trade size conduit knockouts with true pry-out slots are positioned to accommodate straight conduit runs
- Four non-metallic (NM) cable pry-outs included

LED Module Connection
- Halo LED modules install with a plug-in 120V/277V rated line voltage wiring connector (UL and CSA Listed luminaire disconnect)
- This non-screw base connection preserves the high efficacy rating and prevents use of low efficacy sources (See LED module specifications)

Application Note
LED connection is rated for 120V and 277V input. Installer must verify LED module voltage is compatible with the applicable voltage input. If uncertain, consult a qualified electrician.

Compliance
- cULus Listed 1598 luminaire
- cULus Listed damp location
- cULus Listed for wet location, covered ceiling, with select trims
- cULus Listed for feed through
- cULus Listed for direct contact with insulation and combustible material*
- Air-Tite code compliant. Certified under ASTM E283; not exceeding 2.0 cfm (0.944 L/s) air leakage rate tested at a 1.57 psf (75 Pa) pressure differential.
- Rated for 20W maximum
- Use with designated Halo LED systems for ENERGY STAR® certification
- Can be used for State of California Title 24 high efficacy compliance with Title 20 Certified Halo LED
- Can be used for International Energy Conservation Code (IECC) high efficacy compliance with designated LED modules and trims
- Refer to LED module specification sheets online for additional compliance information
- RoHS compliant

*Not to be used in direct contact with spray foam insulation (Consult NEMA LSD57-2013)

6 INCH LED Adjustable

RA56

RA56069xxNFLWH

RA56069xxWH

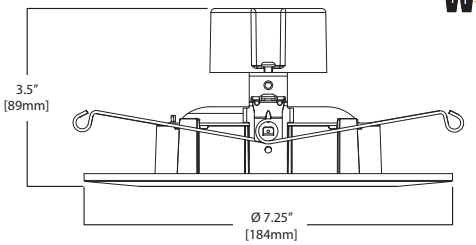

5"/6" LED Adjustable Gimbal – 6 Inch Application

The Halo RA56 LED adjustable gimbal series are retrofit LED modules for 5" and 6" aperture recessed downlights; suitable for new construction, retrofit and remodel. The RA56 gimbals feature adjustment of 35-degree tilt and up to 360-degree rotation. In addition the RA56 gimbals offer selection of narrow flood (NFL) and very wide flood (VWFL) models for beam distributions suitable for accent, task, grazing and general area lighting.

ENERGY STAR | T24 Can be used to comply with California Title 24 High Efficacy requirements | T20 Certified to California Title 20 Appliance Database | Can be used for IECC International Energy Conservation Code High Efficacy Compliance | RoHS Compliant | c UL us LISTED

Features

Mechanical - Module

- Module includes LED, heat sink, reflector, lens optic, baffle reveal, and trim ring
- Trim ring is sized to fit 5" and 6" recessed housing openings, and features a visually appealing graduated step design
- Durable die-cast aluminum construction
- Integrated heat sink design conducts heat away from the LED keeping the junction temperatures below specified maximums, even in insulated ceilings
- 35-degree tilt
- Pre-installed torsion spring adjust to fit 5" or 6" compatible housings
- Up to 360-degree rotation

Narrow Flood (NFL) Optics

- Precision acrylic lens
- Optical design creates a clean, uniform 25-degree beam

Very Wide Flood (VWFL) Optics

- Impact-resistant polycarbonate
- Convex form for lamp-like appearance
- Diffusing, wide beam for even illumination

LED Chromaticity

- A tight chromaticity specification ensures LED color uniformity, sustainable Color Rendering Index (CRI) and Correlated Color Temperature (CCT) over the useful life of the LED
- LED chromaticity of 3 SDCM exceeds ENERGY STAR® color standards per ANSI C78.377-2008
- Every Halo LED is quality tested, measured, and serialized in a permanent record to register lumens, wattage, CRI and CCT

LED

- Correlated Color Temperature (CCT): 2700K, 3000K
- Color Rendering Index (CRI): 90
- LED is a chip on board design consisting of a multiple LED package with proximity phosphor coating to create one virtual white light source for a productive "cone of light"
- 650 nominal lumens, range dependent on CCT and optic
- Lumen maintenance L70 at 50,000 hours

Electrical Power Connections

- LED connector is a non-screw base luminaire disconnect offering easy installation with the matching Halo 5" H550 and 6" H750, H2750 LED housings
- LED Connector meets California Title 24 high efficacy luminaire requirement for a non-screw base socket, and where required to qualify as a high efficacy luminaire
- The included E26 medium screw base Edison adapter provides easy retrofit of incandescent housings (See specifications online for housing compatibility)

LED Driver

- Dimmable driver is a 120 volt, high efficiency, electronic power supply providing DC power to the LED
- Driver meets FCC EMI/RFI consumer level limits for use in residential and commercial installations
- Driver features high power factor, low THD, and has integral thermal protection in the event of over temperature or internal failure
- If dimming is not required the fixture can be operated from a standard wall switch

Dimming

- Designed for continuous dimming capability to nominally 5% with many 120V Leading Edge (LE) and Trailing Edge (TE) phase control dimmers. (Dimmers with low end trim adjustment offer greater assurance of achieving 5% level.)
- Consult dimmer manufacturer for compatibility and conditions of use

Note: some dimmers require a neutral in the wallbox

Compliance

- cULus Listed 1598 luminaire (with listed Halo housings)
- UL Classified (with other housings) see specifications online for housing compatibility
- cULus Listed for damp location
- May be installed in housings in direct contact with insulation* and combustible material
- Air-Tite code compliant. Certified under ASTM E283; not exceeding 2.0 cfm (0.944 L/s) air leakage rate tested at a 1.57 psf (75 Pa) pressure differential.
- 90 CRI (R9 > 50) can be used to comply with California Title 24 high efficacy requirements. Title 20 Certified for residential compliance.
- Suitable for use in closets. Compliant with NFPA 70, NEC Sec. 410.16 (A)(1) and 410.16 (C)(3)
- ENERGY STAR® certified downlight retrofit
- EMI/RFI per FCC 47CFR Part 15 Class B consumer limits, suitable for use in residential and commercial installations
- Contains no mercury or lead and RoHS compliant
- Photometric testing in accordance with IES LM-79
- Lumen maintenance projections in accordance with IES LM-80 and TM-21

*Not to be used in housings in direct contact with spray foam insulation. (Consult NEMA LSD57-2013)

Specifications, compliances and dimensions subject to change without notice

LED Adjustable

RA56

6 INCH

RA56 Series Ordering Information

Very Wide Flood - VWFL Models

RA5606927WH = 5"/6" Adjustable gimbal, 90 CRI, 2700K, matte white, very wide flood
RA5606930WH = 5"/6" Adjustable gimbal, 90 CRI, 3000K, matte white, very wide flood

Narrow Flood - NFL Models

RA5606927NFLWH = 5"/6" Adjustable gimbal, 90 CRI, 2700K, matte white, narrow flood
RA5606930NFLWH = 5"/6" Adjustable gimbal, 90 CRI, 3000K, matte white, narrow flood

Accessories (Order Separately)

Oversize Trim Rings

OT400P = Oversize flat white metal trim ring 6" ID x 9-1/4" OD (ring slips behind RA56 ring, in stepped configuration)
OT403P = Oversize white plastic trim ring 6" ID x 8" OD (ring slips behind RA56 ring, in stepped configuration)
TRM690WH = Oversize matte white metal trim ring. Designed for RA56 ring to inset into oversize ring for an even (non-stepped) trim surface.

Replacement Friction Clips

RL56CLIP = Replacement kit of 5" and 6" Friction Clips for retrofitting into an existing housing without torsion spring receiving brackets (One set of clips included with the unit)



E26 Screw Base Adapter

HE26LED = Replacement screw base adapter (One included with unit)

RA56 Energy Data

Minimum Starting Temp: -30°C (-22°F)

EMI/RFI: FCC Title 47 CFR, Part 15, Class B (Consumer)

Sound Rating: Class A

Input Voltage: 120V

Power Factor: >0.90

Input Frequency: 50/60Hz

THD: <20%

Input Power: 10W

Input Current: 85mA

Driver-Safety Agency Approvals:
- UL60950-1 Recognized
- LPS output
- UL8750 Compliant

Refer to specification online for further information www.eaton.com/lighting

6 INCH LED Module

RL56 - 600 & 900 Series

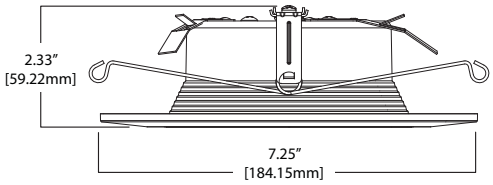

RL560WH6xxx – 600 Series
RL560WH9xxx – 900 Series

5"/6" LED Retrofit Module – 6 Inch Application

The Halo RL560 is a complete LED baffle-trim module for 5" and 6" aperture recessed downlights; suitable for new construction, remodel and retrofit installation. The RL560 is cULus Listed for use with Halo housings, and is UL Classified for use with other compatible 5" and 6" housings. The RL560 with integral LED driver offers 120 volt dimming capability. The RL560 lens provides uniform illumination and wet location listing. Precision construction makes any housing Air-Tite code compliant. Compliant with NFPA 70, NEC section 410.16 (A)(1) and 410.16 (C)(3).

90 CRI

T24 Can be used to comply with California Title 24 High Efficacy requirements
T20 Certified to California Title 20 Appliance Database

80 CRI

Can be used to comply with T24 California Non-Residential Lighting Controls requirements

ENERGY STAR | Can be used for IECC International Energy Conservation Code High Efficacy Compliance | RoHS Compliant | c UL us LISTED | Showerlight | airtite

Features

Mechanical - Module
- Module construction includes LED, heat sink, reflector, lens, baffle and trim ring
- Trim ring is sized to fit 5" and 6" recessed housings and features a visually appealing graduated step design
- Regressed baffle
- Heat sink designed to conduct heat away from the LED keeping the junction temperatures below specified maximums, even in insulated ceilings
- Durable aluminum construction

Lens
- Regressed lens
- Impact-resistant polycarbonate
- Convex form for lamp-like appearance
- Diffusing for even illumination

Mounting
- Integral torsion springs and Push-N-Twist clips offer two mounting options
  - Torsion springs are pre-installed and adjust to fit 5" or 6" compatible housings
  - Push-N-Twist universal installation clips are pre-installed and designed to fit 5" or 6" compatible housings

LED
- Correlated Color Temperature (CCT): 2700K, 3000K, 3500K, and 4000K
- Color Rendering Index (CRI): 80 and 90 (See ordering table for available models)
- 600 nominal lumen series, range dependent on CCT and CRI
- 900 nominal lumens, range dependent on CCT and CRI
- Lumen maintenance L70 at 50,000 hours

LED Chromaticity
- A tight chromaticity specification ensures LED color uniformity, sustainable Color Rendering Index (CRI) and Correlated Color Temperature (CCT) over the useful life of the LED
- LED chromaticity of 3 SDCM exceeds ENERGY STAR® color standards per ANSI C78.377-2008
- 90 CRI features high color performance with R9 > 50
- Every Halo LED is quality tested, measured, and serialized in a permanent record to register lumens, wattage, CRI and CCT

Electrical Power Connections
- LED connector is a non-screw base luminaire disconnect offering easy installation with the matching Halo 5" H550 and 6" H750, H2750 LED housings
- LED Connector meets California Title 24 high efficacy luminaire requirement for a non-screw base socket, and where required to qualify as a high efficacy luminaire
- The included E26 medium screw base Edison adapter provides easy retrofit of incandescent housings (See specifications online for housing compatibility)

LED Driver
- With the latest "driver-on-board" electronic technology, the driver is integrated in the module
- 120V 50/60 Hz constant current dimmable driver provides high efficiency operation
- Driver meets FCC 47CFR Part 15 EMI/RFI consumer limits for use in residential and commercial installations
- Driver features high power factor and low THD and has integral thermal protection in the event of over temperature or internal failure
- If dimming is not required the fixture can be operated from a standard wall switch

Dimming
- Designed for continuous dimming capability to nominally 5% with many 120V Leading Edge (LE) and Trailing Edge (TE) phase control dimmers. Dimmers with low end trim adjustment offer greater assurance of achieving 5% level.
- Consult dimmer manufacturer for compatibility and conditions of use
- Note, some dimmers require a neutral in the wallbox

Compliance
- cULus Listed 1598 luminaire, with listed Halo housings
- UL Classified, with other housings (See specifications online for housing compatibility)
- cULus Listed for damp location
- cULus Listed for wet location covered ceiling – shower rated
- IP56 Ingress Protection rated
- May be installed in housings in direct contact with insulation* and combustible material
- Air-Tite code compliant. Certified under ASTM E283; not exceeding 2.0 cfm (0.944 L/s) air leakage rate tested at a 1.57 psf (75 Pa) pressure differential.
- 90 CRI (R9 > 50) can be used to comply with California Title 24 high efficacy requirements. Title 20 Certified for residential compliance.
- 80 CRI can be used to comply with California Title 24 non-residential lighting controls requirements as an LED luminaire
- Suitable for use in closets. Compliant with NFPA 70, NEC Sec. 410.16 (A)(1) and 410.16 (C)(3).
- ENERGY STAR® certified downlight retrofit
- EMI/RFI per FCC 47CFR Part 15 Class B consumer limits, suitable for use in residential and commercial installations
- Contains no mercury or lead and RoHS compliant
- Photometric testing in accordance with IES LM-79
- Lumen maintenance projections in accordance with IES LM-80 and TM-21

*Not to be used in housings in direct contact with spray foam insulation (Consult NEMA LSD57-2013)

Specifications, compliances and dimensions subject to change without notice

RL56 600 & 900 Series Ordering Information

600 Series - 80 CRI	600 Series - 90 CRI	900 Series - 80 CRI	900 Series - 90 CRI
RL560WH6827 = 5"/6" Retrofit baffle, 2700K, matte white	**RL560WH6927** = 5"/6" Retrofit baffle, 2700K, matte white	**RL560WH9827** = 5"/6" Retrofit baffle, 700K, matte white	**RL560WH9927** = 5"/6" Retrofit baffle, 2700K, matte white
RL560WH6830 = 5"/6" Retrofit Baffle, 3000K, matte white	**RL560WH6930** = 5"/6" Retrofit baffle, 3000K, matte white	**RL560WH9830** = 5"/6" Retrofit baffle, 3000K, matte white	**RL560WH9930** = 5"/6" Retrofit baffle, 3000K, matte white
RL560WH6835 = 5"/6" Retrofit Baffle, 3500K, matte white	**RL560WH6935** = 5"/6" Retrofit baffle, 3500K, matte white	**RL560WH9835** = 5"/6" Retrofit baffle, 3500K, matte white	**RL560WH9935** = 5"/6" Retrofit baffle, 3500K, matte white
RL560WH6840 = 5"/6" Retrofit Baffle, 4000K, matte white	**RL560WH6940** = 5"/6" Retrofit baffle, 4000K, matte white	**RL560WH9840** = 5"/6" Retrofit baffle, 4000K, matte white	**RL560WH9940** = 5"/6" Retrofit baffle, 4000K, matte white

Accessories (Order Separately)

Designer Trims

Fit over the RL56 for a designer finish
RL56TRMSN = 5"/6" Satin nickel trim ring
RL56TRMTBZ = 5"/6" Tuscan bronze trim ring
RL56TRMWH = 5"/6" White paintable trim ring

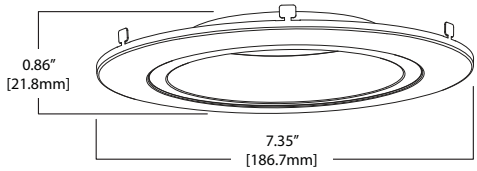

RL56 Energy Data

600 Series

Minimum Starting Temp: -30°C (-22°F)
EMI/RFI: FCC Title 47 CFR, Part 15, Class B (Consumer)
Sound Rating: Class A
Input Voltage: 120V
Power Factor: >0.90
Input Frequency: 60Hz
THD: <20%
Input Power: 7.3W – 9.7W (per CRI and CCT)
Input Current: 0.15A

Oversize Trim Rings

OT400P = Oversize flat white metal trim ring 6" ID x 9-1/4" OD (ring slips behind RL56 ring, in stepped configuration)
OT403P = Oversize white plastic trim ring 6" ID x 8" OD (ring slips behind RL56 ring, in stepped configuration)
TRM690WH = Oversize matte white metal trim ring. Designed for RL56 ring to inset into oversize ring for an even (non-stepped) trim surface.

900 Series

Minimum Starting Temp: -30°C (-22°F)
EMI/RFI: FCC Title 47 CFR, Part 15, Class B (Consumer)
Sound Rating: Class A
Input Voltage: 120V
Power Factor: >0.90
Input Frequency: 60Hz
THD: <20%
Input Power: 13.5W
Input Current: 0.15A

Refer to specification online for further information www.eaton.com/lighting

E26 Screw Base Adapter

HE26LED = Replacement screw base adapter (One included with unit)

6 INCH LED Module

LT560

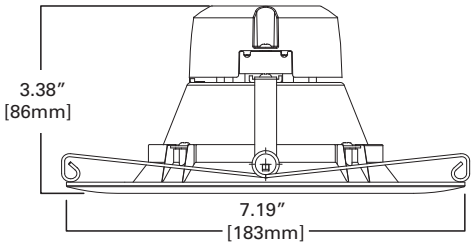

90 CRI

T24 Can be used to comply with California Title 24 High Efficacy requirements

T20 Certified to California Title 20 Appliance Database

LT560

5"/6" LED Retrofit Module – 6 Inch Application

The Halo LT560 is an LED baffle-trim module for 5" and 6" aperture recessed downlights; suitable for new construction, remodel and retrofit installation. The LT560 is cULus Listed for use with Halo, and is UL Classified for use with other compatible 5" and 6" housings. Precision construction makes any housing Air-Tite for added HVAC savings and code compliance.

LT560 Energy Data

Input Voltage: 120V
Input Current: 0.085A
Input Power: 10.2W
THD: ≤ 24%
Power Factor: ≥ 0.90
T Ambient: -30°C to +40°C
Sound Rating: Class A

(All values at 25° C without a dimming control in circuit)

ENERGY STAR

Can be used for IECC International Energy Conservation Code High Efficacy Compliance

airtite

RoHS Compliant

Showerlight

Features

Mechanical - Module

Module construction includes LED, heat sink, reflector, lens, baffle and trim ring

Lens

- Regressed lens
- Impact-resistant polycarbonate
- Convex form for lamp-like appearance
- Diffusing for even illumination

Mounting

Torsion springs are pre-installed and adjust to fit 5" and 6" compatible housings

LED

- Correlated Color Temperature (CCT): 3000K
- Color Rendering Index (CRI): 90
- 680 nominal lumen
- Lumen maintenance L70 at 35,000 hours

LED Chromaticity

- A tight chromaticity specification ensures LED color uniformity, sustainable Color Rendering Index (CRI) and Correlated Color Temperature (CCT) over the useful life of the LED
- LED chromaticity of 3 SDCM exceeds ENERGY STAR® color standards per ANSI C78.377-2008

Electrical Power Connections

- LED connector is a non-screw base luminaire disconnect offering easy installation with the matching Halo 5" and 6" LED housings
- LED Connector meets California Title 24 high efficacy luminaire requirement for a non-screw base socket, and where required to qualify as a high efficacy luminaire
- The included E26 medium screw base Edison adapter provides easy retrofit of incandescent housings (See specifications online for housing compatibility)

Ground Connection

Separate grounding cable included on the module for attachment to the housing during installation

LED Driver

- 120V 50/60 Hz constant current dimmable driver provides high efficiency operation
- If dimming is not required the fixture can be operated from a standard wall switch

Dimming

- Designed for continuous dimming capability to nominally 10% with many 120V Leading Edge (LE) and Trailing Edge (TE) Phase Control dimmers. Dimmers with low end trim adjustment offer greater assurance of achieving 10% level.
- Consult dimmer manufacturer for compatibility and conditions of use
- Note, some dimmers require a neutral in the wallbox

Compliance

- cULus Listed 1598 luminaire, with listed Halo housings
- UL Classified, with other housings (See specifications online for housing compatibility)
- cULus Listed for damp location
- cULus Listed for wet location, covered ceiling – (Shower Rated)
- IP56 Ingress Protection rated
- May be installed in housings in direct contact with insulation* and combustible material
- Air-Tite code compliant. Certified under ASTM E283; not exceeding 2.0 cfm (0.944 L/s) air leakage rate tested at a 1.57 psf (75 Pa) pressure differential.
- 90 CRI (R9 > 50) can be used to comply with California Title 24 high efficacy requirements. California Title 20 Certified for residential compliance.
- Can be used for International Energy Conservation Code (IECC) high efficacy luminaire compliance
- ENERGY STAR® certified downlight retrofit
- EMI/RFI per FCC 47CFR Part 15 Class B consumer limits, suitable for use in residential and commercial installations
- Contains no mercury or lead and RoHS compliant
- Photometric testing in accordance with IES LM-79
- Lumen maintenance projections in accordance with IES LM-80 and TM-21
- Can be used in closets. Compliant with NFPA 70, NEC section 410.16 (A)(1) and 410.16 (C)(3)

*Not to be used in housings in direct contact with spray foam insulation (Consult NEMA LSD57-2013)

LT560 Ordering Information

Models

LT560WH6930 = 5"/6" Retrofit baffle 90 CRI, 3000K, matte white

Accessory (Order Separately)

HE26LED = Replacement screw base adapter (One included with unit)

Specifications, compliances and dimensions subject to change without notice

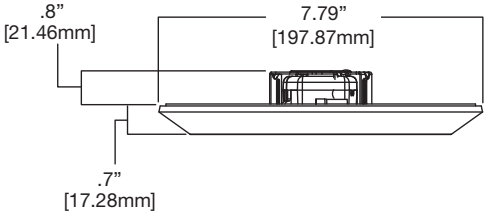

SLD606 - 600 Series, 120V
SLD612 - 1200 Series, 120V

5"/6" Surface LED Retrofit Module – 6 Inch Application

The Halo Surface LED Downlight (SLD) incorporates WaveStream™ technology to create an ultra-low profile surface mounting luminaire with the performance and look of a traditional downlight. SLD6 is designed for installation in many 3-1/2" and 4" square, octagon or round junction boxes. And may also retrofit in 5" and 6" IC and Non-IC recessed housings.* Suitable for residential or commercial installations. Ideal for closets, storage areas, attics and basements. Compliant with NFPA® 70, NEC® Section 410.16 (A)(3) and 410.16 (C)(5).

90 CRI

T24 Can be used to comply with California Title 24 High Efficacy requirements
T20 Certified to California Title 20 Appliance Database

80 CRI

Can be used to comply with T24 California Non-Residential Lighting Controls requirements

ENERGY STAR

Can be used for IECC International Energy Conservation Code High Efficacy Compliance

Can be used for WSEC Washington State Energy Code High Efficacy Compliance

RoHS Compliant

c UL us LISTED

Showerlight

airtite

Features

Mechanical
Die cast aluminum trim ring, and die formed aluminum frame

Optics
- WaveStream™ technology provides uniform luminance from a low profile flat lens
- AccuAim™ optics provide directional control for the “cone-of-light” beam distribution of a traditional downlight
- Precision molded lens features high transmission polymer with UV stabilized protecting film

Electrical Junction Box Mounting
- SLD may be used in compatible electrical junction boxes in direct contact with insulation including spray foam insulation
- Suitable for installation in many 3-1/2" and 4" square, octagon, and round electrical junction boxes

Note: Driver consumes 3 cubic inches of junction box
- Surface mounting in a fire-rated ceiling using an appropriate electrical box offers a cost-effective alternative to fire-rated recessed housings

Note: Fire-rating is per the rating of the ceiling and applicable junction box, not the SLD
- Installer must ensure compatibility of fit, wiring and proper mounting in the electrical junction box. This includes all applicable national and local electrical and building codes.
- Proprietary Slot-N-Lock quick installation system for junction box installation
- T-bracket with Slot-N-Lock mounting tabs included

Recessed Housing Mounting
- May be installed in IC recessed housings in direct contact with insulation

***Note:** Not for use in recessed housings in direct contact with spray foam insulation (Refer to NEMA LSD 57-2013)

Torsion Spring 5" & 6" Kit (Included)
- The torsion springs adjust on the frame to fit 5" or 6" compatible housings

Friction Blade 5" & 6" Kit (Included)
- For retrofit in 5" and 6" housings without torsion spring mounting tabs
- Friction blade design allows the SLD to be installed in any position within the housing aperture (360 degrees)

LED
- Linear LED arrays are integrated in trim perimeter
- Correlated Color Temperature (CCT): 2700K, 3000K, 3500K, 4000K
- Color Rendering Index (CRI): 80 and 90
- Lumens – see Energy Data
- Lumen maintenance L70 at 50,000 hours

Electrical Connections
Junction Box
- Compatible with 3-1/2" x 2" and 4" x 1-1/2" deep round, square and octagon boxes (2-1/8" deep boxes recommended)
- Supply wire adapter with LED quick connector included
- JB models for use in junction boxes. May be used in recessed housings with accessory SLD6ACCKIT.

Recessed Housings
- LED connector is a non-screw base luminaire disconnect compatible with Halo 5" H550 series and 6" H750/H2750 series LED housings
- LED connector meets California Title 24 high efficacy luminaire standard as a non-screw base
- E26 Edison screw base included

LED Driver
- Driver is a 120V input, high efficiency, dimmable electronic power supply providing DC power to the LED arrays
- Driver features high power factor, low THD, and has integral thermal protection in the event of over temperature or internal failure
- If dimming is not required the fixture can be operated from a standard wall switch

Dimming
Designed for continuous dimming capability to nominally 5% with many 120V Leading Edge (LE) and Trailing Edge (TE) phase control dimmers. Dimming to 5% is best assured using dimmers with low end trim adjustment. Consult dimmer manufacturer for compatibility and conditions of use. (Note, some dimmers require a neutral in the wallbox)

Compliance
- cULus Listed ceiling and wall
- cULus Listed damp location, ceiling and wall
- cULus Listed wet location, covered ceiling only (shower rated)
- Suitable for use in closets, compliant with NFPA® 70, NEC® Section 410.16 (A)(3) and 410.16 (C)(5)
- May be used in compatible electrical junction boxes in direct contact with insulation including spray foam insulation
- May be installed in IC recessed housings in direct contact with insulation. Not for use in recessed housings in direct contact with spray foam insulation. (Refer to NEMA LSD 57-2013)
- UL Classified when used in retrofit with listed housings (See housing compatibility)
- EMI/RFI: meets FCC 47CFR Part 15 Class B limits, and is suitable for use in residential and commercial
- Air-Tite code compliant. Certified under ASTM E283; not exceeding 2.0 cfm (0.944 L/s) air leakage rate tested at a 1.57 psf (75 Pa) pressure differential.
- 90 CRI (R9 > 50) can be used to comply with California Title 24 high efficacy requirements. Title 20 Certified for residential compliance.
- 80 CRI can be used to comply with California Title 24 non-residential lighting controls requirements as a LED luminaire
- Can be used for International Energy Conservation Code (IECC) high efficacy luminaire compliance
- ENERGY STAR® certified downlight surface retrofit
- Contains no mercury or lead and RoHS compliant
- Photometric testing in accordance with IES LM-79
- Lumen maintenance projections in accordance with IES LM-80 and TM-21

LED Surface Mount

SLD6 - Universal Voltage Series

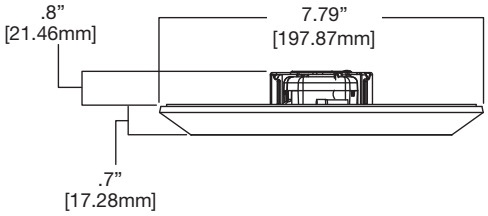

SLD612 - 1200 Series UNV, 120V-277V

5"/6" Surface LED Retrofit Module

The Halo Surface LED Downlight (SLD) incorporates WaveStream™ technology to create an ultra-low profile surface mounting luminaire with the performance and look of a traditional downlight. SLD6-1200 UNV series is designed for installation in many 4" x 2-1/8" deep square junction boxes. Accessory mounting kit allows retrofit in 5" and 6" IC and Non-IC recessed housings.* Suitable for residential or commercial installations. Ideal for closets, storage areas, attics and basements. Compliant with NFPA® 70, NEC® Section 410.16 (A)(3) and 410.16 (C)(5).

90 CRI

T24 Can be used to comply with California Title 24 High Efficacy requirements
T20 Certified to California Title 20 Appliance Database

80 CRI

Can be used to comply with T24 California Non-Residential Lighting Controls requirements

ENERGY STAR | Can be used for IECC International Energy Conservation Code High Efficacy Compliance | Can be used for WSEC Washington State Energy Code High Efficacy Compliance | RoHS Compliant | c UL us LISTED | Showerlight | airtite

Features

Mechanical

Die cast aluminum trim ring, and die formed aluminum frame

Optics

- WaveStream™ technology provides uniform luminance from a low profile flat lens
- AccuAim™ optics provide directional control for the "cone-of-light" beam distribution of a traditional downlight
- Precision molded lens features high transmission polymer with UV stabilized protecting film

Electrical Junction Box Mounting

- SLD may be used in compatible electrical junction boxes in direct contact with insulation including spray foam insulation
- Suitable for installation in many 4" x 2-1/8" deep square electrical junction boxes
- Compatible with other junction boxes with accessory SLD6EXT extension spacer ring

Note: Driver consumes 3 cubic inches of junction box

- Surface mounting in a fire-rated ceiling using an appropriate electrical box offers a cost-effective alternative to fire-rated recessed housings

Note: Fire-rating is per the rating of the ceiling and applicable junction box, not the SLD

- Installer must ensure compatibility of fit, wiring and proper mounting in the electrical junction box. This includes all applicable national and local electrical and building codes.
- Proprietary Slot-N-Lock quick installation system for junction box installation
- T-bracket with Slot-N-Lock mounting tabs included

Recessed Housing Mounting

- Accessory SLD6ACCKIT required for mounting in 5" and 6" enclosed recessed housings
- May be installed in IC recessed housings in direct contact with insulation

Note: Not for use in recessed housings in direct contact with spray foam insulation (Refer to NEMA LSD 57-2013)

- The SLD6 may be used with any 5 or 6 inch diameter recessed housing constructed of steel or aluminum with an internal volume that exceeds 107.9 in³

LED

- Linear LED arrays are integrated in trim perimeter
- Correlated Color Temperature (CCT): 2700K, 3000K, 3500K, 4000K
- Color Rendering Index (CRI): 80 and 90
- Lumens – see Energy Data
- Lumen maintenance L70 at 50,000 hours

Electrical Connections

Junction Box

- Compatible with 4" x 2-1/8" deep square boxes
- Supply wire adapter with LED quick connector included
- LED connector is a non-screw base luminaire disconnect

Recessed Housings

- Accessory SLD6ACCKIT required
- LED connector is compatible with Halo 5" H550 series and 6" H750, H2750 series LED housings
- LED Connector meets California Title 24 high efficacy luminaire standard as a non-screw base

LED Driver

- Driver is a 120V-277V universal voltage input, high efficiency, dimmable electronic power supply providing DC power to the LED arrays
- Driver features high power factor, low THD, and has integral thermal protection in the event of over temperature or internal failure
- Driver is replaceable if it should be required
- If dimming is not required the fixture can be operated from a standard wall switch

Dimming - Phase Control

- Designed for continuous dimming capability to nominally 5% with many 120V Leading Edge (LE) and Trailing Edge (TE) phase control dimmers. Dimmers with low end trim adjustment offer greater assurance of achieving 5% level.
- Consult dimmer manufacturer for compatibility and conditions of use. (Note some dimmers require a neutral in the wallbox)

Dimming - 0-10V

- Dimmable to 10% in typical operation with compatible 0-10V DC low voltage dimmers
- 0-10V DC dimmers operate using two low voltage dimming wires (color coded violet and gray). The low voltage dimming wires are separate from the 120V AC or 277V AC power.
- Switching on/off is via the line voltage (120V AC or 277V AC) power, and dimming is controlled via the 2-wire 0-10V DC wiring

Compliance

- cULus Listed ceiling and wall
- cULus Listed damp location, ceiling and wall
- cULus Listed wet location, covered ceiling only (shower rated)
- Suitable for use in closets, compliant with NFPA® 70, NEC® Section 410.16 (A)(3) and 410.16 (C)(5)
- SLD may be used in compatible electrical junction boxes in direct contact with insulation including spray foam insulation
- May be installed in IC recessed housings in direct contact with insulation. Not for use in recessed housings in direct contact with spray foam insulation. (Refer to NEMA LSD 57-2013)
- EMI/RFI: meets FCC 47CFR Part 15 Class B limits, and is suitable for use in residential and commercial installations
- Air-Tite code compliant. Certified under ASTM E283; not exceeding 2.0 cfm (0.944 L/s) air leakage rate tested at a 1.57 psf (75 Pa) pressure differential
- 90 CRI (R9 > 50) can be used to comply with California Title 24 high efficacy requirements. Title 20 Certified for residential compliance.
- 80 CRI can be used to comply with California Title 24 non-residential lighting controls requirements as a LED luminaire
- Can be used for International Energy Conservation Code (IECC) high efficacy luminaire compliance
- ENERGY STAR® certified downlight surface retrofit
- Contains no mercury or lead and RoHS compliant
- Photometric testing in accordance with IES LM-79
- Lumen maintenance projections in accordance with IES LM-80 and TM-21

Specifications, compliances and dimensions subject to change without notice

SLD6 600 & 1200 Series Ordering Information

Models		Color Rendering Index (CRI)	Color Temperature (CCT)		Finish	Voltage	JB Only
Standard (Includes hardware kits for junction box and recessed housing mounting)	**SLD606** = 6" Surface LED downlight, 120V, 600 series **SLD612** = 6" Surface LED downlight, 120V, 1200 series	**8** = 80 CRI **9** = 90 CRI	**27** = 2700K **30** = 3000K	**35** = 3500K **40** = 4000K	**WH** = White	120V	
"JB" Models (Includes hardware kit for junction box mounting ONLY)	**SLD606** = 6" Surface LED downlight, 120V, 600 series **SLD612** = 6" Surface LED downlight, 120V, 1200 series	**8** = 80 CRI **9** = 90 CRI	**27** = 2700K **30** = 3000K	**35** = 3500K **40** = 4000K	**WH** = White	120V	**JB** = **ONLY** junction jox hardware kit
"UNV" Models (120V-277V)	**SLD612** = 6" Surface LED downlight, 120V-277V 1200 series	**8** = 80 CRI **9** = 90 CRI	**27** = 2700K **30** = 3000K	**35** = 3500K **40** = 4000K	**WH** = White	**UNV** = Universal voltage 120V-277V (1200 series only)	**JB** = **ONLY** junction box hardware kit

Accessories (Order Separately)

Designer Trims

Fit over the SLD for a designer finish
SLD6TRMWH = 6" SLD white (paintable)
SLD6TRMSN = 6" SLD satin nickel
SLD6TRMTBZ = 6" SLD tuscan bronze
*SLD accessory trims attach with permanent adhesion and are not interchangeable after installation

Replacement Parts Kit

SLD6ACCKIT
SLD6 Retrofit Kit - SLD6 screw base adapter, friction blades, torsion springs, ground wire, mounting screws, wire nuts

SLD6BRKT
SLD6 junction box mounting bracket and screws

Compatible Junction Boxes

Octagon - Steel
4" x 4" x 2-1/8"
4" x 4" x 1-1/2"

Round - Plastic
4" diameter x 2-3/16"

Square - Steel**
4" x 4" x 2-1/8"
4" x 4" x 1-1/2"

**Universal Voltage (UNV) SLD6-1200 for use in 4" square junction boxes only

Junction Box Space Extension Ring

Adds 15/16" depth when the SLD driver cannot fit into a junction box

SLD6EXT = 6" Surface LED j-box extender, 9.5" OD

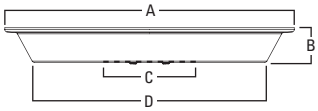

Dimensions
A: 9-1/2" [241mm]
B: 7/8" [23.5mm]
C: 3-7/8" [99mm]
D: 8" [203mm]

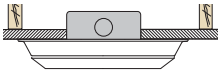

Standard j-box*

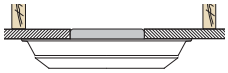

Shallow j-box (pancake)*

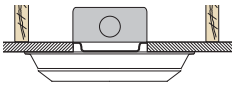

Standard j-box with plaster ring*

Fire Rated Install*

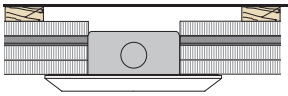

*For illustration ONLY – not for construction

Surface Box Adapter

Fits the SLD into a 4-inch round or octagon junction box mounted flat on a ceiling or beam surface (not recessed in the ceiling).
For 4-inch square junction boxes use SLD6RAD with the SLD6SADPLT square adapter plate.

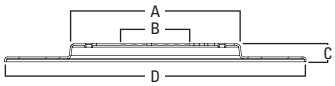

Dimensions
A: 4-1/2" [114mm]
B: 3-3/4" [95mm]
C: 1/2" [13mm]
D: 7-7/8" [201mm]

SLD6SADPLT
6" SLD square surface j-box adapter plate (use with SLD6RAD)

SLD6RAD
6" SLD round surface j-box adapter (use SLD6SADPLT for square j-box)

SLD6 Energy Data

600 Series	80 CRI	90 CRI
Nominal Lumens (4000K)	800	780
Input Voltage	120V	120V
Frequency	50/60 Hz	50/60 Hz
Input Current	0.10 A	0.11 A
Input Power	12.2 W	13.2 W
Efficiency (4000K models)	66 lm/W	59 lm/W
THD	≤ 20%	
Power Factor	≥ 0.90	
T Ambient	-30 – +40°C	
Sound Rating	Class A	

1200 Series	80 CRI	90 CRI
Nominal Lumens (4000K)	1215	1000
Input Voltage	120V	120V
Frequency	50/60 Hz	50/60 Hz
Input Current	0.12 A	0.12 A
Input Power	14.8 W	14.8 W
Efficiency (4000K models)	82 lm/W	68 lm/W
THD	≤ 20%	
Power Factor	≥ 0.90	
T Ambient	-30 – +40°C	
Sound Rating	Class A	

1200 Series Universal Voltage	80 CRI	90 CRI
Nominal Lumens (4000K)	1215	1000
Input Voltage	120V-277V	120V-277V
Frequency	50/60 Hz	50/60 Hz
Input Current	0.12 A	0.12 A
Input Power	14.8 W	14.8 W
Efficiency (4000K models)	82 lm/W	68 lm/W
THD	≤ 20%	
Power Factor	≥ 0.90	
T Ambient	-30 – +40°C	
Sound Rating	Class A	

ML56 LED Series Modules

ML56 – 600 & 900 Series

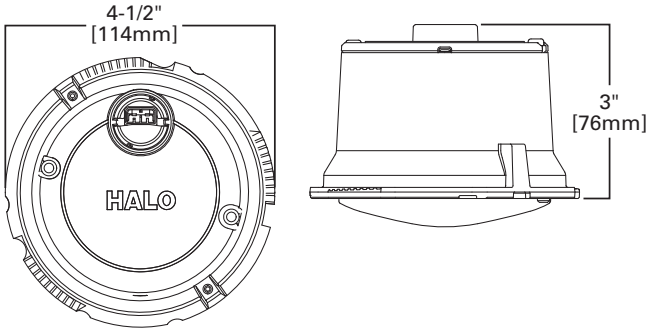

ML5606xxx – 600 Series
ML5609xxx – 900 Series

5"/6" LED Retrofit Module – 6 Inch Application

The ML56 LED downlighting system is a series of LED light modules for use with designated 6" ML56 LED trims in new construction, remodel and retrofit housings. Compatible with Halo 6" H750, H2750 series LED housings. ML56 light modules are offered in 600 series, 900 series, and 1200 series, 80 CRI or 90 CRI, and four color temperatures 2700K, 3000K, 3500K, 4000K. ML56 light modules are universal voltage 120V – 277V and dimmable at 120V. The ML56 lens provides uniform diffuse illumination.

90 CRI

T24 Can be used to comply with California Title 24 High Efficacy requirements
T20 Certified to California Title 20 Appliance Database

80 CRI

Can be used to comply with T24 California Non-Residential Lighting Controls requirements

ENERGY STAR | Can be used for IECC International Energy Conservation Code High Efficacy Compliance | RoHS Compliant | c UL us LISTED | Showerlight | airtite

Features

Mechanical – Module
- Module includes LED driver, heat sink, and lens
- Durable die-cast aluminum construction
- Heat sink designed to conduct heat away from the LED keeping the junction temperatures below specified maximums, including insulated ceiling environments

Lens
- Impact-resistant polycarbonate
- Convex form for lamp-like appearance
- High lumen transmission
- Diffusing for even illumination

Mounting
- Light modules attach to reflector and baffle trims via locking tabs, and attach to eyeballs via keyed twist-to-lock mating bosses
- The complete light module and trim assembly installs into housings with precision formed torsion springs located on the trim

LED
- Correlated Color Temperature (CCT): 2700K, 3000K, 3500K, and 4000K
- Color Rendering Index (CRI): 80 and 90
- 600 nominal lumens, range dependent on CCT, CRI and trim
- 900 nominal lumens, range dependent on CCT, CRI and trim
- Lumen maintenance L70 at 50,000 hours

Electrical Power Connections
- LED connector is a non-screw base luminaire disconnect offering easy installation with the matching Halo 6" H750 and H2750 series housings (Use with ML56 6" LED trims)
- LED connector is a non-screw base, and where required to qualify as a high efficacy luminaire
- E26 medium screw base retrofit adapter included

LED Driver
- Driver is universal voltage 120V-277V, and may be controlled from a switch (Switchable at 120V, 220V, 230V, 240V, and 277V)
- Driver is dimmable at 120V operation when connected to a compatible dimmer
- Driver is a high efficiency, electronic power supply providing DC power to the LED
- Driver meets FCC EMI/RFI consumer level limits on 120V main inputs, and is compliant for use in residential and commercial installations
- Driver features high power factor, low THD, and has integral thermal protection in the event of over temperature or internal failure

Compliance
- cULus Listed 1598 luminaire, with listed Halo housings
- UL Classified, with other housings (See specifications online for housing compatibility)
- cULus Listed for damp locations
- cULus Listed wet location, covered ceiling (shower rated) with ML56 baffle and reflector trims only
- Air-Tite code compliant. Certified under ASTM E283; not exceeding 2.0 cfm (0.944 L/s) air leakage rate tested at a 1.57 psf (75 Pa) pressure differential
- IP66 Ingress Protection rated with baffle and reflector trims only
- RoHS compliant
- May be used in IC (insulated ceiling) housings in direct contact with insulation* and combustible material
  - 90 CRI (R9 > 50) can be used for California Title 24 compliance, Title 20 Certified for residential compliance
  - 80 CRI can be used to comply with California Title 24 non-residential lighting controls requirements as an LED luminaire
- Can be used for International Energy Conservation Code (IECC) high efficacy luminaire compliance
- ENERGY STAR® certified downlight recessed system
- EMI/RFI per FCC 47CFR Part 15 Class B consumer limits (commercial and residential compliant)
- Photometric testing in accordance with IES LM-79
- Lumen maintenance projections in accordance with IES LM-80 and TM-21
- CE Mark - "Conformité Européene" conformity with the Council of European Communities Directives, meeting internationally recognized compliance when used with Halo H750, and H2750 series LED housings only

*Not to be used in direct contact with spray foam insulation (Consult NEMA LSD57-2013)

ML56 LED System

Module + **Trim**

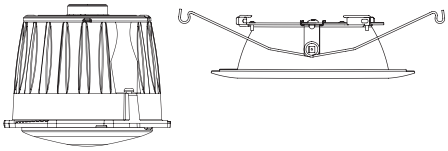

Specifications, compliances and dimensions subject to change without notice

ML56 LED Series Modules

ML56 – 1200 Series

ML56 LED Module

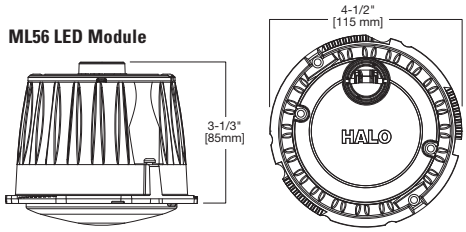

Beam Forming Optic (Accessories)

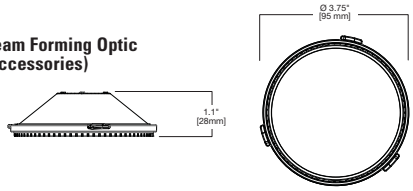

ML5612xxx – 1200 Series

5"/6" LED Retrofit Module – 6 Inch Application

The ML56 LED downlighting system is a series of LED light modules for use with designated 6" ML56 LED trims in new construction, remodel and retrofit housings. Compatible with Halo 6" H750, H2750 series LED housings. ML56 light modules are offered in 600 series, 900 series, and 1200 series, 80 CRI or 90 CRI, and four color temperatures 2700K, 3000K, 3500K, 4000K. ML56 light modules are universal voltage 120V – 277V and dimmable at 120V. The ML56 lens provides uniform diffuse illumination standard. ML56 - 1200 series offers narrow flood (NFL) beam forming reflector as an optional accessory. Wet location listed with reflector and baffle trims (directional eyeball trims are damp listed). Halo ML56 series offers high performance LED downlighting in a flexible modular selection.

90 CRI

T24 Can be used to comply with California Title 24 High Efficacy requirements
T20 Certified to California Title 20 Appliance Database

80 CRI

Can be used to comply with T24 California Non-Residential Lighting Controls requirements

Features

Mechanical Module

- Module includes LED, LED driver, heat sink, and lens
- Durable die-cast aluminum construction
- Heat sink designed to conduct heat away from the LED keeping the junction temperatures below specified maximums, including insulated ceiling environments

Lens Optics

- Diffuse lens is standard on all 1200 series LED light modules
  - Impact-resistant polycarbonate
  - Convex form for lamp-like appearance
  - High lumen transmission
- Optional beam forming optic replaces diffuse lens and provide narrow flood (NFL) 25° nominal distribution. Beam forming optic is field installed. Order separately (accessories).

Mounting

- Light modules attach to reflector and baffle trims via locking tabs, and attach to eyeballs via keyed twist-to-lock mating bosses
- The complete light module and trim assembly installs into housings with precision formed torsion springs located on the trim

LED

- Correlated Color Temperature (CCT): 2700K, 3000K, 3500K, and 4000K
- Color Rendering Index (CRI): 80 and 90
- 1200 nominal lumens, range dependent on CCT, CRI and trim
- Lumen maintenance L70 at 50,000 hours

Electrical Power Connections

- LED connector is a non-screw base luminaire disconnect offering easy installation with the matching Halo 6" H750 and H2750 series housings (use with ML56 6" LED trims)
- LED connector is a non-screw base, and where required to qualify as a high efficacy luminaire
- E26 medium screw base retrofit adapter included

LED Driver

- Driver is universal voltage 120V-277V, and may be controlled from a switch (switchable at 120V, 220V, 230V, 240V, and 277V)
- Driver is dimmable at 120V operation when connected to a compatible dimmer
- Driver is a high efficiency, electronic power supply providing DC power to the LED
- Driver meets FCC EMI/RFI consumer level limits on 120V main inputs, and is compliant for use in residential and commercial installations
- Driver features high power factor, low THD, and has integral thermal protection in the event of over temperature or internal failure

Compliance

- cULus Listed 1598 luminaire, with listed Halo housings
- UL Classified, with other housings (See specifications online for housing compatibility)
- cULus Listed for damp locations
- cULus Listed wet location, covered ceiling (shower rated) with ML56 baffle and reflector trims only
- Air-Tite code compliant. Certified under ASTM E283; not exceeding 2.0 cfm (0.944 L/s) air leakage rate tested at a 1.57 psf (75 Pa) pressure differential.
- IP66 Ingress Protection rated with baffle and reflector trims only
- RoHS compliant
- May be used in IC (Insulated Ceiling) housings in direct contact with insulation* and combustible material
  - 90 CRI (R9 > 50) can be used for California Title 24 compliance, Title 20 Certified for residential compliance
  - 80 CRI can be used to comply with California Title 24 non-residential lighting controls requirements as an LED luminaire
- Can be used for International Energy Conservation Code (IECC) high efficacy luminaire compliance
- ENERGY STAR® certified downlight recessed LED system
- EMI/RFI per FCC 47CFR Part 15 Class B consumer limits (commercial and residential compliant)
- Photometric testing in accordance with IES LM-79
- Lumen maintenance projections in accordance with IES LM-80 and TM-21
- CE Mark - "Conformité Européene" conformity with the Council of European Communities Directives, meeting internationally recognized compliance when used with Halo H750, and H2750 series LED housings only

Accessories

BFR56NFL
Beam forming reflector kit, narrow flood, 25° nominal

BFR56MH
Media holder, accepts one 3.45" lens
Requires BFR56NFL and L345SF (Order separately)

L345SF
3.45" diameter soft focus lens
Requires BFR56NFL and BFR56MH (Order separately)

ML56 LED Series Modules

ML56 – 600, 900 & 1200 Series Details

ML56 Ordering Information

600 Series - 80 CRI	600 Series - 90 CRI	900 Series - 80 CRI	900 Series - 90 CRI	1200 Series - 80 CRI	1200 Series - 90 CRI
ML5606827 = 600 lumen, 2700K	**ML5606927** = 600 lumen, 2700K	**ML5609827** = 900 lumen, 2700K	**ML5609927** = 900 lumen, 2700K	**ML5612827** = 1200 lumen, 2700K	**ML5612927** = 1200 lumen, 2700K
ML5606830 = 600 lumen, 3000K	**ML5606930** = 600 lumen, 3000K	**ML5609830** = 900 lumen, 3000K	**ML5609930** = 900 lumen, 3000K	**ML5612830** = 1200 lumen, 3000K	**ML5612930** = 1200 lumen, 3000K
ML5606835 = 600 lumen, 3500K	**ML5606935** = 600 lumen, 3500K	**ML5609835** = 900 lumen, 3500K	**ML5609935** = 900 lumen, 3500K	**ML5612835** = 1200 lumen, 3500K	**ML5612935** = 1200 lumen, 3500K
ML5606840 = 600 lumen, 4000K	**ML5606940** = 600 lumen, 4000K	**ML5609840** = 900 lumen, 4000K	**ML5609940** = 900 lumen 4000K	**ML5612840** = 1200 lumen, 4000K	**ML5612940** = 1200 lumen, 4000K

690 Series - 6" LED Trims

691WB = 6" LED trim, polymer "dead-front", white shallow baffle & flange – shallow and standard housings (For use with 600 series LED light modules only)
692SC = 6" LED trim, specular reflector & white flange
692H = 6" LED trim, haze reflector & white flange
692W = 6" LED trim, white reflector & flange
693WB = 6" LED trim, white micro-step baffle & flange
693BB = 6" LED trim, black micro-step baffle & white flange
693SNB = 6" LED trim, satin nickel micro-step baffle & flange
693TBZB = 6" LED trim, tuscan bronze micro-step baffle & flange
694WB = 6" LED directional trim, white eyeball, baffle & flange – shallow and standard housings
694SNB = 6" LED directional trim, satin nickel eyeball, baffle & flange – shallow and standard housings
694TBZB = 6" LED directional trim, tuscan bronze eyeball, baffle & flange – shallow and standard housings
695WW = 6" LED trim, wall wash – specular reflector, repositionable specular kick reflector, white flange
696WB = 6" LED trim, white shallow baffle & flange – for use with shallow and standard housings (600 & 900 series LED light modules ONLY)

ML56 1200 series for use in shallow housing with 694x trims only

System Accessories

ML56CLIP = 6" Friction clip mounting kit – for retrofitting non-torsion spring housings*
WW695SC = 6" Wall wash insert – kick reflector for 695WW (1-included with trim) double or corner wall wash**
TRM690WH = 6" LED oversize trim ring for use with 69* series trims, white 6.9" ID, 9.5" OD ring slips over LED trim. Inset design allows 6" trim to fit into oversize ring for an even trim surface
ML7RAB = Retrofit adapter band – installs in non-torsion spring 6" housings

*ML56CLIP is compatible with 6" baffle and reflector trims only (691, 692, 693, 695, 696 series)
For eyeball trim (694 series) use ML7RAB retrofit adapter band

HE26LED = Replacement screw base adapter (One included with unit)

ML56 Energy Data

600 Series	900 Series	1200 Series
(Values at non-dimming line voltage)	(Values at non-dimming line voltage)	(Values at non-dimming line voltage)
Minimum Starting Temp: -30°C (-22°F)	Minimum Starting Temp: -30°C (-22°F)	Minimum Starting Temp: -30°C (-22°F)
EMI/RFI: FCC Title 47 CFR, Part 15, (Consumer)	EMI/RFI: FCC Title 47 CFR, Part 15, (Consumer)	EMI/RFI: FCC Title 47 CFR, Part 15, (Consumer)
Sound Rating: Class A	Sound Rating: Class A	Sound Rating: Class A
Input Voltage: UNV 120V-277V	Input Voltage: UNV 120V-277V	Input Voltage: UNV 120V-277V
Power Factor: >0.95 @ 120V and >0.9 @277V	Power Factor: >0.95 @ 120V and >0.9 @277V	Power Factor: >0.95 @ 120V and >0.9 @277V
Input Frequency: 50/60Hz	Input Frequency: 50/60Hz	Input Frequency: 50/60Hz
THD: <20%	THD: <20%	THD: <20%
Input Power: 9.0W (80 CRI), 10.2W (90 CRI)	Input Power: 13.4W (80 CRI), 13.4W (90 CRI)	Input Power: 17.5W (80 CRI), 17.5W (90 CRI)
Input Current at 120V: 0.15A	Input Current at 120V: 0.15A	Input Current at 120V: 0.14A
Input Current at 277V: 0.08A	Input Current at 277V: 0.08A	Input Current at 277V: 0.07A
Driver Compliance: UL8750, Class II rated	Driver Compliance: UL8750, Class II rated	Driver Compliance: UL8750, Class II rated

Dimming

Designed for dimming capability on 120V input to nominal 5% in normal operation with 120V Leading Edge (LE) and Trailing Edge (TE) phase control dimmers. Dimmers with low end trim adjustment offer greater assurance of achieving 5% level. (Consult dimmer manufacturer for dimmer compatibility and conditions of use. Note, Some dimmers require a neutral in the wallbox)

Color Specification & Quality Standards

- A tight chromaticity specification ensures LED color uniformity, sustainable Color Rendering Index (CRI) and Correlated Color Temperature (CCT) over the useful life of the LED
- LED color uniformity of 3 SDCM, exceeds ENERGY STAR® color standards per ANSI C78.377-2008
- Halo LED serialized testing and measurement process ensures color and lumen consistency on a per-unit basis, and validates long-term product consistency over time

Specifications, compliances and dimensions subject to change without notice

691 Shallow Polymer Baffle, Self-flange

- Shallow polymer (plastic) baffle with self-flange
- For use with ML56 600 series LED modules ONLY
- Non-conductive polymer (plastic) "dead-front" construction
- Shallow height allows use in shallow or standard ceiling housings
- Wet location shower listed with ML56 LED modules
- For use with 600 series ML56 LED modules ONLY

691WB
White Shallow Polymer Baffle, White Self-flange

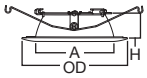

Dimensions**
A: 4-7/8" [123mm]
H: 1-1/2" [39mm]
OD: 6-1/2" [166mm]

692 Reflector, Self-flange

- Reflectors with self-flange
- For use with ML56 series LED modules
- Aluminum construction
- For use in standard housings
- Wet location shower listed with ML56 LED light modules

692W
White Reflector, White Self-flange



692SC
Specular Reflector, White Self-flange

692H
Haze Reflector, White Self-flange

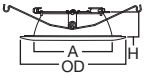

Dimensions**
A: 4-7/8" [123mm]
H: 1-1/2" [39mm]
OD: 6-1/2" [166mm]

693 Micro-Step Baffle, Self-flange

- Baffles with self-flange
- For use with ML56 series LED modules
- Aluminum construction
- For use in standard housings
- Wet location shower listed with ML56 LED light modules

693WB
White Baffle, White Self-flange

693BB
Black Baffle, White Self-flange

693SNB
Satin Nickel Baffle, Satin Nickel Self-flange

693TBZB
Tuscan Bronze Baffle, Tuscan Bronze Self-flange

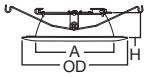

Dimensions**
A: 4-7/8" [123mm]
H: 1-1/2" [39mm]
OD: 6-1/2" [166mm]

694 Eyeball, 30° Tilt, Self-flange

- Eyeball with baffle and self-flange
- For use with ML56 series LED modules
- Aluminum construction
- For use in standard and shallow housings
- Eyeball tilts from 0 to 30 degrees

694WB
White Reflector, White Self-flange

694SNB
Satin Nickel Reflector, Satin Nickel Self-flange

694TBZB
Tuscan Bronze Reflector, Tuscan Bronze Self-flange

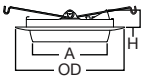

Dimensions**
A: 4-1/2" [113mm]
H: 1" [26mm]
OD: 6-1/2" [166mm]

695 Wall Wash Reflector, Self-flange

- Specular reflector and specular "kick" reflector insert
- For use with ML56 series LED light modules
- Aluminum construction reflector and precision molded "kick" reflector
- Repositionable kick reflector allows wall wash adjustment
- Optional accessory kick reflector for double or corner wall wash (WW695SC)
- Wet location shower listed with ML56 LED modules

695WW
Wall Wash - Specular Reflector, Repositionable Specular Kick Reflector, White Self-flange

WW695SC
Optional Accessory - Wall Wash Kick Reflector

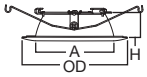

Dimensions**
A: 4-7/8" [123mm]
H: 1-1/2" [39mm]
OD: 6-1/2" [166mm]

696 Shallow Baffle, Self-flange

- Shallow baffle with self-flange
- For use with ML56 series LED light modules
- Aluminum construction
- Shallow height allows use in shallow or standard ceiling housings (For use in shallow housings with ML56 600 series and 900 series LED modules only)
- Wet location shower listed with ML56 LED modules

696WB
White Shallow Baffle, White Self-flange

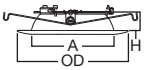

Dimensions**
A: 4-7/8" [123mm]
H: 1-1/2" [39mm]
OD: 6-1/2" [166mm]

Key: A: Luminous Aperture, **H:** Height, **OD:** Trim Outside Diameter

HL6 LED AllSlope
Slope Ceiling Solutions

Featuring unique interchangeable beam-forming optics, full range dimming and multiple color temperatures and trim options, the Halo AllSlope LED downlight system is specifically designed for slope ceiling applications with pitch aiming from 2/12 (10º) to 12/12 (45º). The innovative design allows the LED light engine full adjustment capability so it can be aimed straight down in accordance with the ceiling pitch, resulting in outstanding performance and appearance. The three piece system consists of a choice of a 6" aperture housing, available in 1200 series or 1800 series, LED light engines with three interchangeable optics and a trim selection from a full line of compatible trims including reflectors, baffles and lens choices. The high-efficiency, energy-saving solution provides up to 73% in energy savings with virtually no maintenance for residential, hospitality, retail and institutional needs.

AllSlope LED IC Housing

HL612ICAT

6 INCH

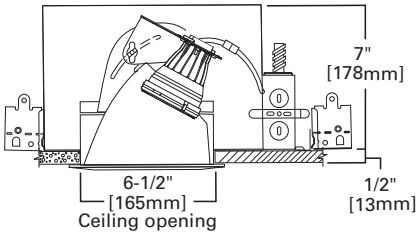

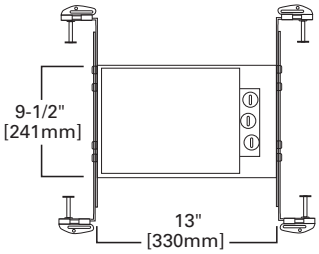

HL612ICAT - HLM69xx

6" IC, Air-Tite, New Construction, LED Housing, 120V – 277V

Recessed 6" sloped ceiling LED ICAT housing for insulated ceilings* from 2/12 to 12/12 pitch. The socket aiming mechanism tilts the lamp straight down regardless of ceiling pitch. Rotational collar allows trim alignment of up to 20 degree rotation. The HL612 system consists of 1) housing with integral LED driver, 2) high efficacy LED light engine with a selection of beam-forming lenses, and 3) slope trim. Housing is suitable for residential or commercial installations in insulated ceilings* and features Air-Tite code compliant construction.

Special Features

Got Nail!™ bar hangers
Pass-N-Thru™ bars
Slide-N-Side™ junction box
Quick Connect™ push wire nuts
Air-Tite™ code compliant

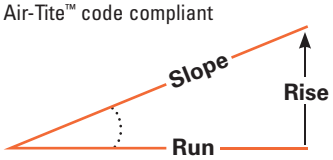

Roof Pitch = Rise/Run

Compatible LED Light Engines & Trims

Light Engines	Trims
HLM6927	455
HLM6930	456
HLM6935	70
HLM6940	71
	73

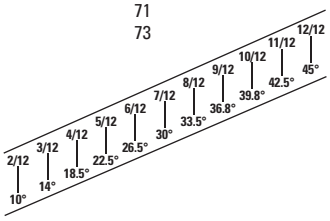

Features

Housing
- Single wall square aluminum housing construction
- Sealed and gasketed for Air-Tite ASTM E283 compliance
- Shipped with overspray protector installed
- Mechanism can be removed from the plaster frame to provide access to the junction box

Plaster Frame
- Galvanized steel frame. Housing adjusts in plaster frame to accommodate up to 1-3/8" ceiling thickness.
- Regressed locking screw for securing hanger bars
- Cutouts included for easily crimping hanger bars in position
- Bar hangers can be repositioned at 90°

Aiming Mechanism
- Exclusive socket aiming mechanism tilts and rotates to properly align the LED light engine
- LED light engine may be tilted and locked to accommodate 2/12 to 12/12 pitch
- LED light engine and trim may be rotated laterally up to 20 degrees for compound slope ceilings or to compensate off-axis aiming

Includes:
- Got Nail!™ bar hangers (Details Pg. 9)
- Pass-N-Thru™ bars (Details Pg. 7)
- Slide-N-Side™ junction box wire traps (Details Pg. 9)
- Quick Connect™ push wire nuts (Details Pg. 9)
- Air-Tite™ code compliant (Details Pg. 9)

LED Light Engines (Order Separately)
- Turn-to-lock base provides secure retention of the LED light engine to the aiming mechanism, and provides a low-voltage electrical quick-connector
- Proximity phosphors over chip on board LEDs provide a uniform source with high efficiency and no pixilation
- Correlated Color Temperature (CCT): 2700K, 3000K, 3500K, 4000K
- Color Rendering Index (CRI): 90 (R9 > 50)
- 745 - 1750 Nominal lumens, range dependent on CCT and trim**
- Lumen maintenance: L70 at 50,000 hours

Beam Forming Lenses (Interchangeable)
- HLM6 LED light engines are designed to accept HL6 series lens optics
- The 40-degree Flood (FL) lens is included with the LED light engine, and may be ordered separately as a replacement
- Alternate beam options are offered in 25° Narrow Flood (NFL) and 55° Wide Flood (WFL), ordered separately
- The interchangeable lenses feature beam distributions with refined visual shielding to control beam angle and lumen delivery in accommodating various ceiling heights

Compliance
- cULus Listed 1598 luminaire
- cULus Listed damp location
- cULus Listed for wet location, covered ceiling, with select trims
- cULus Listed for feed through
- cULus Listed for direct contact with insulation* and combustible material
- Energy Code compliant
  - ENERGY STAR® certified luminaire
  - Can be used for California Title 24 Compliance, Title 20 Certified for residential compliance
  - Can be used for International Energy Conservation Code (IECC) compliance
- EMI/RFI per FCC 47CFR Part 15 Class B consumer limits suitable for use in commercial and residential installations
- Air-Tite code compliant. Certified under ASTM E283; not exceeding 2.0 cfm (0.944 L/s) air leakage rate tested at a 1.57 psf (75 Pa) pressure differential.
- Junction box features a separate compartment for 0-10V DC low voltage dimming connections, to comply with NEC
- RoHs compliant

* Not to be used in direct contact with spray foam insulation (Refer to NEMA LSD57-2013)

Selection of Light Engine**

Model Number	Nominal CCT
HLM6927	2700
HLM6930	3000
HLM6935	3500
HLM6940	4000

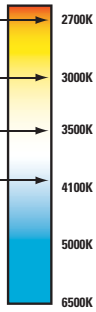

**Trim type and color temperature determines the delivered lumen value. Refer to specification sheets and photometric files at www.eaton.com/lighting

HL612ICAT - HLM69 LED System

Housing + **Light Engine** + **Trim**

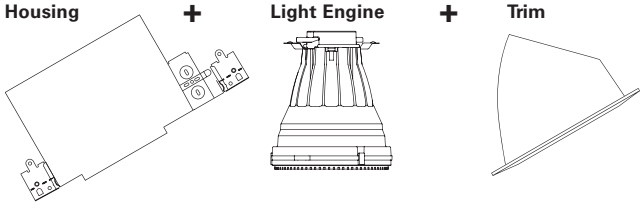

AllSlope LED Non-IC Housing

HL618TAT

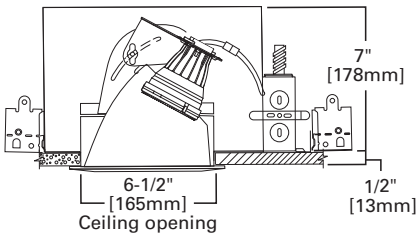

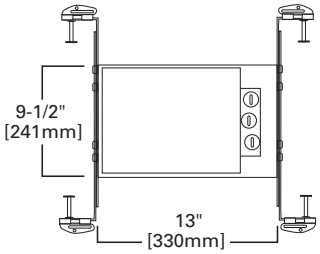

HL618TAT - HLM69xx

6" Non-IC, Air-Tite, New Construction, LED Housing, 120V – 277V

HL618TCP - HLM69xx

6" Non-IC, Air-Tite, New Construction, LED Housing, Chicago Plenum, 120V – 277V

Recessed 6" sloped ceiling LED Non-IC housing for non-insulated ceilings* from 2/12 to 12/12 pitch. The socket aiming mechanism tilts the lamp straight down regardless of ceiling pitch. Rotational collar allows trim alignment of up to 20 degree rotation. The HL618 system consists of 1) housing with integral LED driver, 2) high efficacy LED light engine with a section of beam-forming lenses, and 3) slope trim. Housing is suitable for residential or commercial installations in non-insulated ceilings* and features Air-Tite code compliant construction.

Special Features

- Got Nail!™ bar hangers
- Pass-N-Thru™ bars
- Slide-N-Side™ junction box
- Quick Connect™ push wire nuts
- Air-Tite™ code compliant

Compatible LED Light Engines & Trims

Light Engines	Trims
HLM6927	455
HLM6930	456
HLM6935	70
HLM6940	71
	73

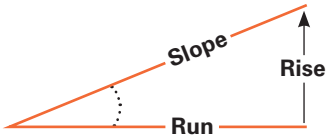

Roof Pitch = Rise/Run

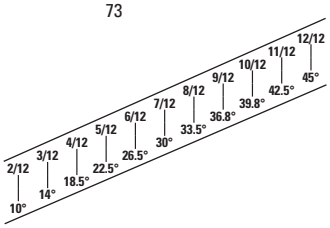

Features

Housing

- Single wall square aluminum housing construction
- Sealed and gasketed for Air-Tite ASTM E283 compliance
- Shipped with overspray protector installed
- Mechanism can be removed from the plaster frame to provide access to the junction box
- Chicago Plenum model is constructed and gasketed in accordance with City of Chicago CCEA requirements

Plaster Frame

- Galvanized steel frame. Housing adjusts in plaster frame to accommodate up to 1-3/8" ceiling thickness.
- Regressed locking screw for securing hanger bars
- Cutouts included for easily crimping hanger bars in position
- Bar hangers can be repositioned at 90°

Aiming Mechanism

- Exclusive socket aiming mechanism tilts and rotates to properly align the LED light engine
- LED light engine may be tilted and locked to accommodate 2/12 to 12/12 pitch
- LED light engine and trim may be rotated laterally up to 20 degrees for compound slope ceilings or to compensate off-axis aiming

Includes:

- Got Nail!™ bar hangers (Details Pg. 9)
- Pass-N-Thru™ bars (Details Pg. 7)
- Slide-N-Side™ junction box wire traps (Details Pg. 9)
- Quick Connect™ push wire nuts (Details Pg. 9)
- Air-Tite™ code compliant (Details Pg. 9)

LED Light Engines (Order Separately)

- Turn-to-lock base provides secure retention of the LED light engine to the aiming mechanism, and provides a low-voltage electrical quick-connector
- Proximity phosphors over chip on board LEDs provide a uniform source with high efficiency and no pixilation
- Correlated Color Temperature (CCT): 2700K, 3000K, 3500K, 4000K
- Color Rendering Index (CRI): 90 (R9 > 50)
- 970 - 2285 nominal lumens, range dependent on CCT and trim**
- Lumen maintenance: L70 at 50,000 hours

Beam Forming Lenses (Interchangeable)

- HLM6 LED light engines are designed to accept HL6 series lens optics
- The 40-degree Flood (FL) lens is included with the LED light engine, and may be ordered separately as a replacement
- Alternate beam options are offered in 25° Narrow Flood (NFL) and 55° Wide Flood (WFL), ordered separately
- The interchangeable lenses feature beam distributions with refined visual shielding to control beam angle and lumen delivery in accommodating various ceiling heights

Compliance

- cULus Listed 1598 luminaire
- cULus Listed damp location
- cULus Listed for wet location, covered ceiling, with select trims
- cULus Listed for feed through
- Energy Code compliant
  - ENERGY STAR® certified luminaire
  - Can be used to comply with California Title 24 non-residential lighting controls requirements as a LED luminaire
- EMI/RFI per FCC 47CFR Part 15 Class B consumer limits suitable for use in commercial and residential installations
- Chicago Plenum model (HL618TCP) is specially constructed and marked for Chicago Plenum applications (CCEA)
- Air-Tite code compliant. Certified under ASTM E283; not exceeding 2.0 cfm (0.944 L/s) air leakage rate tested at a 1.57 psf (75 Pa) pressure differential.
- Junction box features a separate compartment for 0-10V DC low voltage dimming connections, to comply with NEC
- RoHs compliant

* If insulation is present it must be kept 3" from all sides and top of housing. Not to be used in direct contact with spray foam insulation (Refer to NEMA LSD57-2013)

HL618TAT (TCP) - HLM69 LED System

Housing + **Light Engine** + **Trim**

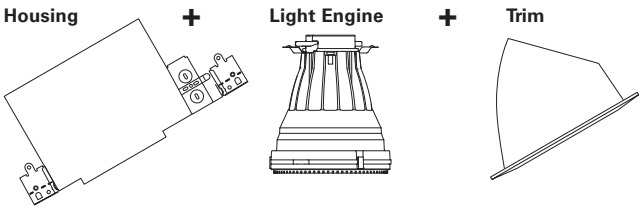

Selection of Light Engine**

Model Number	Nominal CCT
HLM6927	2700
HLM6930	3000
HLM6935	3500
HLM6940	4000

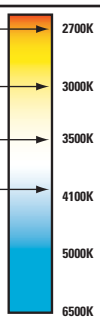

**Trim type and color temperature determines the delivered lumen value. Refer to specification sheets and photometric files at www.eaton.com/lighting

Specifications, compliances and dimensions subject to change without notice

HL6 Series Ordering Information

1. Housing

HL612ICAT = 6" Slope ceiling, insulated ceiling rated, Air-Tite, recessed housing, UNV 120V–277V
HL618TAT = 6" Slope ceiling, non-insulated ceiling rated, Air-Tite, recessed housing, UNV 120V-277V
HL618TCP = 6" Slope ceiling recessed housing, non-insulated ceiling rated, CCEA marked for Chicago Plenum, UNV 120V-277V

2. LED Light Engines

HLM6927 = 90 CRI, 2700K 40˚ Flood lens
HLM6930 = 90 CRI, 3000K 40˚ Flood lens
HLM6935 = 90 CRI, 3500K 40˚ Flood lens
HLM6940 = 90 CRI, 4000K 40˚ Flood lens

2. Lens Optics Beam Forming (Order Separately)

HL6NFL = 25° Narrow flood
HL6FL = 40° Flood (1 included with LED light engine)
HL6WFL = 55° Wide flood
HL6LHRPK = Replacement lens holder ring

3. LED Trims

Reflector - OD: 7-1/4" [184mm]
455SC = Specular clear reflector, white metal trim ring
455H = Semi-specular haze reflector, white metal trim ring
455SN = Satin nickel reflector, satin nickel metal trim ring
455TBZ = Tuscan bronze reflector, tuscan bronze metal trim ring

Baffles - OD: 7-1/4" [184mm]
456W = White Coilex baffle, white metal trim ring
456P = Black Coilex baffle, white metal trim ring

Lenses and Diffusers "Dead-Front" - OD: 8" [203mm]
70P = Albalite glass lens, white polymer trim ring
70PS = Albalite glass lens, white polymer trim ring, wet location - Showerlight
70SNS = Albalite glass lens, satin nickel polymer trim ring, wet location - Showerlight
71P = Drop opal glass lens, white polymer trim ring
71PS = Drop opal glass lens, white polymer trim ring, wet location - Showerlight
73P = Fresnel glass lens, white polymer trim ring
73PS = Fresnel glass lens, white polymer trim ring, wet location - Showerlight

Accessories (Order Separately)

Oversize Trim Rings

OT400P = Oversize flat white metal trim ring 6" ID x 9-1/4" OD (ring slips behind trim, in stepped configuration)
OT403P = Oversize white plastic trim ring 6" ID x 8" OD (ring slips behind trim, in stepped configuration)
TRM690WH = Oversize matte white metal trim ring. Designed to inset into oversize ring for an even (non-stepped) trim surface.

Designer Trim Rings

OD 7-1/4" 184mm; 6" Designer trim rings, for 455 and 456 trims
TRM6C = Chrome metal
TRM6MB = Black metal
TRM6P = White metal
TRM6SN = Satin nickel metal
TRM6TBZ = Tuscan bronze metal
TRM7MB = Black polymer

HL6 Energy Data

HL612ICAT (1200 Series)		
Min. operating temperature	-30C/-22F	
Input Voltage	120V	277V
Input Current (A)	0.16	0.07
Input Power (W)	19.1	20.0
Input Frequency	50/60Hz	
FCC 47CFR Part 15 EMI/RFI	Consumer Limits (Residential & Commercial)	
THD	≤ 20%	
Power Factor	≥ 0.9	
Sound Rating	Class A	

HL618TAT & HL618TCP (1800 Series)		
Min. operating temperature	-30C/-22F	
Input Voltage	120V	277V
Input Current (A)	0.23	0.10
Input Power (W)	27.6	27.0
Input Frequency	50/60Hz	
FCC 47CFR Part 15 EMI/RFI	Consumer Limits (Residential & Commercial)	
THD	≤ 20%	
Power Factor	≥ 0.9	
Sound Rating	Class A	

For proper slope aiming install with junction box in upward position

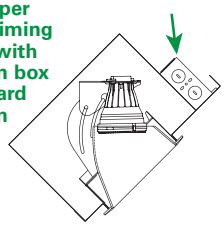

Improper Install

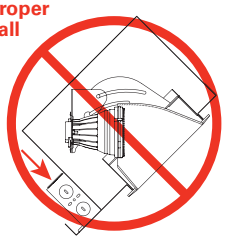

LED Driver

- Integral to the housing, 120V-277V 50/60 Hz universal voltage, constant current dimmable driver provides high efficiency operation
- Driver meets FCC 47CFR Part 15 EMI/RFI consumer limits for use in residential and commercial installations
- Driver features high power factor and low THD and has integral thermal protection in the event of over temperature or internal failure
- Driver is specifically designed for compatibility with HLM6 LED light engines
- If dimming is not required the fixture can be operated from a standard wall switch

Dimming

Phase Control

- Designed for continuous dimming capability to nominally 5% with many 120V Leading Edge (LE) and Trailing Edge (TE) phase control dimmers. (Dimmers with low end trim adjustment offer greater assurance of achieving 5% level)
- Consult dimmer manufacturer for compatibility and conditions of use. (Note, some dimmers require a neutral in the wallbox)

0-10V

- Dimmable to 10% in typical operation with compatible 0-10V DC low voltage dimmers
- 0-10V DC dimmers operate using two low voltage dimming wires (color coded violet and gray). The low voltage dimming wires are separate from the 120V AC or 277V AC power.
- Switching on/off is controlled via the line voltage (120V AC or 2 V AC) power, and dimming is controlled via the 2-wire 0-10V DC low voltage wiring

Color Specification & Quality Standards

- A tight chromaticity specification ensures LED color uniformity, sustainable Color Rendering Index (CRI) and Correlated Color Temperature (CCT) over the useful life of the LED
- High color performance with 90 CRI minimum, and R9 greater than 50
- LED color uniformity of 3 SDCM exceeds ENERGY STAR® color standards per ANSI C78.377-2008
- Halo LED serialized testing and measurement ensures color and lumen consistency on a per-unit basis, and validates long-term product consistency over time
- Lumen maintenance L70 at 50,000 hours

AllSlope LED Trims

Slope Housings: HL612ICAT • HL618TAT • HL618TCP

455 Reflector Trims

- Removable metal trim ring
- Coil spring retention
- Accessories available: TRM6 designer trim rings, OT403 oversize trim ring

455SC
Specular Clear Reflector, White Metal Trim

455H
Semi-Specular Haze Reflector, White Metal Trim



455SN
Satin Nickel Reflector, Satin Nickel Metal Trim

455TBZ
Tuscan Bronze Reflector, Tuscan Bronze Metal Trim

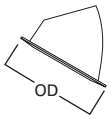

Dimensions**
OD: 7-1/4" [184mm]

456 Seamless Coilex® Baffle Trims

- Black or white phenolic Coilex baffle with white metal trim ring
- Coil spring retention
- Accessories available: TRM6 designer trim rings, OT403 oversize trim ring

456W
White Coilex Baffle, White Metal Trim

456P
Black Coilex Baffle, White Metal Trim

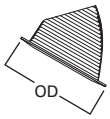

Dimensions**
OD: 7-1/4" [184mm]

70 Albalite Glass Lens

- White trim, glass Albalite lens
- PS version features "dead-front" construction and is wet location listed for use in showers
- PS version features non-conductive, non-corrosive polymer (plastic) trim ring
- Torsion spring retention

70P
Albalite Glass Lens, White Trim

70PS
Albalite Glass Lens, White Polymer Trim, Wet Location

Showerlight

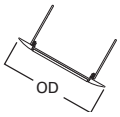

Dimensions**
OD: 8" [203mm]

71 Drop Opal Glass Lens

- White trim, drop opal glass lens
- PS version features "dead-front" construction and is wet location listed for use in showers
- PS version features non-conductive, non-corrosive polymer (plastic) trim ring
- Torsion spring retention

71P
Drop Opal Glass Lens, White Trim

71PS
Drop Opal Glass Lens, White Polymer Trim, Wet Location

Showerlight

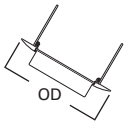

Dimensions**
OD: 8" [203mm]

73 Fresnel Glass Lens

- White trim with glass Fresnel lens
- PS version features "dead-front" construction and is wet location listed for use in showers
- PS version features non-conductive, non-corrosive polymer (plastic) trim ring
- Torsion spring retention

73P
Fresnel Glass Lens, White Trim

73PS
Fresnel Glass Lens, White Polymer Trim, Wet Location

Showerlight

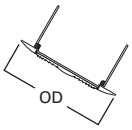

Dimensions**
OD: 8" [203mm]

****Key: OD:** Trim Outside Diameter

Specifications, compliances and dimensions subject to change without notice

E26 Screw Base
Housings & Trims

E26 Screw Base Insulated Ceiling Housings & Trims

Quick Reference – IC

Trim Series #	Style	H7ICT	H7ICAT	H7RICT	H7RICAT	E7ICAT	E7RICAT	H7UICAT
30	Reflector & Baffle	•	•	•	•	•	•	•
70	Showerlight	—	—	—	—	—	—	•
71	Showerlight	—	—	—	—	—	—	•
73	Showerlight	—	—	—	—	—	—	•
74	Adjustable	•	•	•	•	•	•	•
76	Adjustable	•	•	•	•	•	•	•
78	Adjustable	•	•	•	•	•	•	•
79	Pinhole	—	—	—	—	—	—	•
170	Showerlight	•	•	•	•	•	•	•
171	Showerlight	•	•	•	•	•	•	•
172	Showerlight	•	•	•	•	•	•	•
173	Showerlight	•	•	•	•	•	•	•
300	Open	•	•	•	•	•	•	•
310	Baffle	•	•	•	•	•	•	•
312	Baffle	•	•	•	•	•	•	•
327	Splay	•	•	•	•	•	•	—
328	Splay	•	•	•	•	•	•	•
353	Baffle	•	•	•	•	•	•	•
376	Adjustable	•	•	•	•	•	•	•
378	Adjustable	•	•	•	•	•	—	•
404	Reflector	•	•	•	•	•	—	•
419	Adjustable	—	—	—	—	—	—	•
420	Adjustable	•	•	•	•	•	•	•
424	Wall Wash	—	—	—	—	—	—	•
425	Wall Wash	—	—	—	—	—	—	•
426	Reflector	•	•	•	•	•	•	•
429	Reflector	•	•	•	•	•	•	•
430	Wall Wash	•	•	•	•	•	•	•
478	Adjustable	•	•	•	•	•	•	—
4041	Reflector	•	•	•	•	•	—	•
4261	Reflector	•	•	•	•	•	•	•
30SBAT	Reflector	•	•	•	•	•	•	•
6100	Baffle	•	•	•	•	•	•	•
6101	Baffle	•	•	•	•	•	•	•
6102	Baffle	•	•	•	•	•	•	•
6103	Baffle	•	•	•	•	•	•	•
6106	Reflector	•	•	•	•	•	•	•
6107	Reflector	•	•	•	•	•	•	•
6108	Baffle	•	•	•	•	•	•	•
6109	Baffle	•	•	•	•	•	•	•
6110	Baffle	•	•	•	•	•	•	—
6120	Reflector	•	•	•	•	•	•	•
6121	Reflector	•	•	•	•	•	•	•
6125	Baffle	•	•	•	•	•	•	•
6126	Baffle	•	•	•	•	•	•	•
6130	Adjustable	•	•	•	•	•	•	•
6145	Open Showerlight	•	•	•	•	•	•	•
6146	Open Showerlight	•	•	•	•	•	•	•
6150	Showerlight	•	•	•	•	•	•	•
6160	Showerlight	—	—	—	—	—	—	•
6162	Showerlight	•	•	•	•	•	•	•
6170	Adjustable	•	•	•	•	•	•	—
6215	Adjustable	•	•	•	•	•	•	•
6222	Adjustable	•	•	•	•	•	•	•
6230	Showerlight	•	•	•	•	•	•	•
6255	Showerlight	•	•	•	•	•	•	•

Specifications, compliances and dimensions subject to change without notice

E26 Screw Base Insulated Ceiling Housings & Trims

Quick Reference – IC

6 INCH

Trim Series #	Style	H7ICTNB	H7ICATNB	E7ICATNB	H27ICAT	H27RICAT	E27ICAT	E27RICAT
30	Reflector & Baffle	•	•	•	—	—	—	—
74	Adjustable	•	•	•	•	•	•	•
76	Adjustable	•	•	•	—	—	—	—
78	Adjustable	•	•	•	•	•	•	•
170	Showerlight	•	•	•	•	•	•	•
171	Showerlight	•	•	•	•	•	•	•
172	Showerlight	•	•	•	•	•	•	•
173	Showerlight	•	•	•	•	—	•	—
300	Open	•	•	•	•	•	•	•
310	Baffle	—	—	—	•	•	•	•
312	Baffle	—	—	—	•	•	•	•
327	Splay	•	•	•	—	—	—	—
328	Splay	—	—	—	•	•	•	•
353	Baffle	—	—	—	•	•	•	•
376	Adjustable	•	•	•	—	—	—	—
378	Adjustable	•	•	•	—	—	—	—
404	Reflector	•	•	•	—	—	—	—
420	Reflector	•	•	•	•	•	•	•
426	Reflector	—	—	—	•	•	•	•
429	Reflector	—	—	—	—	—	—	—
430	Wall Wash	•	•	•	—	—	—	—
478	Adjustable	•	•	•	—	—	—	—
4041	Reflector	•	•	•	—	—	—	—
4261	Reflector	—	—	—	—	—	—	—
30SBAT	Reflector	•	•	•	—	—	—	—
6100	Baffle	—	—	—	•	•	•	•
6101	Baffle	—	—	—	•	•	•	•
6102	Baffle	—	—	—	•	•	•	•
6103	Baffle	—	—	—	•	•	•	•
6106	Reflector	—	—	—	•	•	•	•
6107	Reflector	—	—	—	•	•	•	•
6108	Baffle	—	—	—	•	•	•	•
6109	Baffle	—	—	—	•	•	•	•
6110	Baffle	—	—	—	•	•	•	•
6120	Reflector	•	•	•	—	—	—	—
6121	Reflector	•	•	•	•	•	•	•
6125	Baffle	•	•	•	—	—	—	—
6126	Baffle	•	•	•	•	•	•	•
6130	Adjustable	•	•	•	•	•	•	•
6145	Open Showerlight	•	•	•	•	•	•	•
6146	Open Showerlight	•	•	•	—	—	—	—
6150	Showerlight	•	•	•	•	•	•	•
6162	Showerlight	•	•	•	•	•	•	•
6170	Adjustable	•	•	•	—	—	—	—
6215	Adjustable	•	•	•	•	•	•	•
6222	Adjustable	•	•	•	—	—	—	—
6230	Showerlight	•	•	•	•	•	•	•
6255	Showerlight	•	•	•	•	•	•	•

E26 Screw Base IC Housing

H7ICT

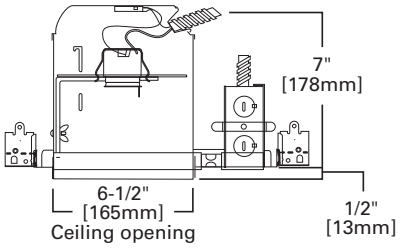

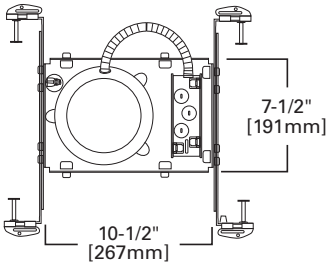

H7ICT

6" IC, New Construction, 120V

The H7 recessed housing is the standard in the industry for both light commercial and residential applications. H7 series features full-frame design, robust construction, feed-through listing, Got Nail! bar hangers; and may support use of higher wattage lamps. A wide variety of trims allows a number of different lighting effects to be created with one basic housing. H7ICT is for installations where the housing will be in direct contact with insulation*. H7ICT may be converted into Air-Tite installation when used with Air-Tite trims. May be retrofit with compatible Halo LED lighting systems.

Special Features

Got Nail!™ bar hangers
q-Channel bars with Pass-N-Thru™
Slide-N-Side™ junction box
Quick Connect™ push wire nuts

Compatible Trims

30◊	300	404	6100	6110	6150
74	310	420	6101	6120◊	6162
76	312	426	6102	6121	6170
78◊	327	429	6103	6125◊	6215
170◊	328	430◊	6106	6126	6222
171◊	353	478	6107	6130	6230
172◊	376	4041	6108	6145	6255
173◊	378	4261	6109	6146	30SBAT◊

Trims for use in Halo listed housings

Select trims are classified for use in other housings, see www.eaton.com/lighting/legal

◊ Air-Tite trims can make the H7ICT installation ASTM E283 compliant

Features

Housing
- Single wall aluminum housing
- Aluminum construction for greater heat dissipation

Socket Plate
- Rigid socket plate adjusts and locks without tools for various lamp sizes
- Socket plate and bracket may be removed when using socket supporting trims

Plaster Frame
- Housing adjusts in plaster frame to accommodate up to 1" ceiling thickness
- Galvanized steel construction
- Plaster frame features include:
  - Regressed locking screw for securing hanger bars
  - Cutouts for easily crimping hanger bars in position
  - Halo name embossed on plaster frame
  - The housing may be removed from plaster frame to provide access to the junction box

Includes:
- Got Nail!™ bar hangers (Details Pg. 9)
- q-Channel bars with Pass-N-Thru™ (Details Pg. 9)
- Slide-N-Side™ junction box wire traps (Details Pg. 9)
- Quick Connect™ push wire nuts (Details Pg. 9)

Socket
- Porcelain socket with nickel plated brass screw shell
- Snap-in springs secure socket to socket plate, and may be detached when using socket supporting trims
- Overspray protector included

Thermal Protector
Self resetting thermal protector deactivates fixture if overheating occurs due to improper lamping or misapplied insulation

Trims
Halo Fit-All concept offers multiple trim options in a variety of design styles, and functional beam distributions to control beam angle and lumen delivery in accommodating various lamp types including Halogen, CFL and LED

Compliance
- cULus Listed 1598 luminaire
- cULus Listed damp location
- cULus Listed for wet location, covered ceiling, with select trims
- cULus Listed for feed through
- cULus Listed for direct contact with insulation and combustible material*
- RoHS compliant

*Not to be used in direct contact with spray foam insulation (Consult NEMA LSD57-2013)

Specifications, compliances and dimensions subject to change without notice

E26 Screw Base IC Housing

H7ICAT

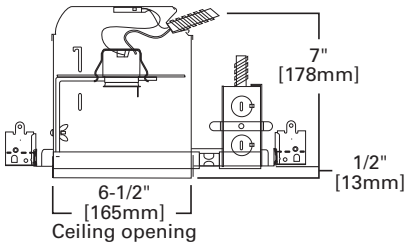

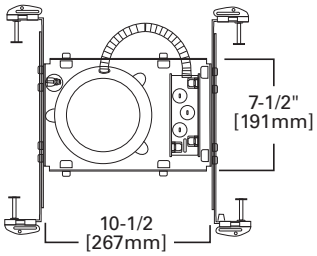

H7ICAT

6" IC, Air-Tite, New Construction, 120V

The H7 recessed housing is the standard in the industry for both light commercial and residential applications. H7 series features full-frame design, robust construction, feed-through listing, Got Nail! bar hangers; and may support use of higher wattage lamps. A wide variety of trims allows a number of different lighting effects to be created with one basic housing. H7ICAT is for installations where the housing will be in direct contact with insulation,* and its Air-Tite design will also meet restricted air flow code requirements. May be retrofit with compatible Halo LED lighting systems.

Special Features

- Got Nail!™ bar hangers
- q-Channel bars with Pass-N-Thru™
- Slide-N-Side™ junction box
- Quick Connect™ push wire nuts
- Air-Tite™ code compliant

Compatible Trims

30	300	404	6100	6110	6150
74	310	420	6101	6120	6162
76	312	426	6102	6121	6170
78	327	429	6103	6125	6215
170	328	430	6106	6126	6222
171	353	478	6107	6130	6230
172	376	4041	6108	6145	6255
173	378	4261	6109	6146	30SBAT

Trims for use in Halo listed housings

Select trims are classified for use in other housings, see www.eaton.com/lighting/legal

Features

Housing
- Single wall aluminum housing
- Aluminum construction for greater heat dissipation
- Sealed and gasketed for Air-Tite™ ready installation
- Designed for insulated ceilings in direct contact with insulation* (May also be installed in non-insulated ceilings)

Socket Plate
- Rigid socket plate adjusts and locks without tools for various lamp sizes
- Socket plate and bracket may be removed when using socket supporting trims

Plaster Frame
- Housing adjusts in plaster frame to accommodate up to 1" ceiling thickness
- Galvanized steel construction
- Plaster frame features include:
  - Regressed locking screw for securing hanger bars
  - Cutouts for easily crimping hanger bars in position
  - Halo name embossed on plaster frame
  - The housing may be removed from plaster frame to provide access to the junction box
  - Pre-installed Air-Tite ready ceiling contact gasket

Includes:
- Got Nail!™ bar hangers (Details Pg. 9)
- q-Channel bars with Pass-N-Thru™ (Details Pg. 9)
- Slide-N-Side™ junction box wire traps (Details Pg. 9)
- Quick Connect™ push wire nuts (Details Pg. 9)
- Air-Tite™ code compliant (Details Pg. 9)

Socket
- Porcelain socket with nickel plated brass screw shell
- Snap-in springs secure socket to socket plate, and may be detached when using socket supporting trims
- Overspray protector included

Thermal Protector
Self resetting thermal protector deactivates fixture if overheating occurs due to improper lamping or misapplied insulation

Trims
Halo Fit-All concept offers multiple trim options in a variety of design styles, and functional beam distributions to control beam angle and lumen delivery in accommodating various lamp types including Halogen, CFL and LED

Compliance
- cULus Listed 1598 luminaire
- cULus Listed damp location
- cULus Listed for wet location, covered ceiling, with select trims
- cULus Listed for feed through
- cULus Listed for direct contact with insulation and combustible material*
- Air-Tite code compliant. Certified under ASTM E283; not exceeding 2.0 cfm (0.944 L/s) air leakage rate tested at a 1.57 psf (75 Pa) pressure differential.
- RoHS compliant

*Not to be used in direct contact with spray foam insulation (Consult NEMA LSD57-2013)

E26 Screw Base IC Housing

H7RICT

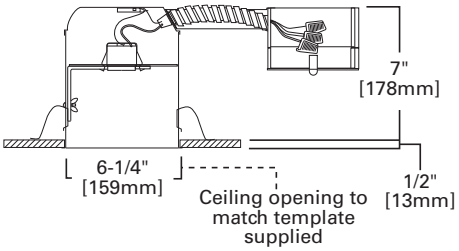

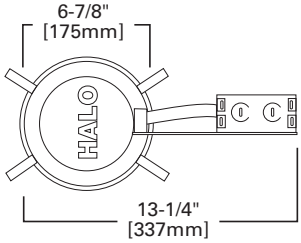

H7RICT

6" IC, Remodel, 120V

The H7 recessed remodel housing is the standard in the industry for both light commercial and residential applications. H7 series remodel housings feature robust construction, full-sized remodel junction box; and may support use of higher wattage lamps. Designed for use in existing ceilings, the remodel housing slips through opening in the finished ceiling. A wide variety of trims allows a number of different lighting effects to be created with one basic housing. The H7RICT is for installations where the housing will be in direct contact with insulation*. H7RICT may be converted into Air-Tite installation when used with Air-Tite trims. May be retrofit with compatible Halo LED lighting systems.

Special Features

Quick Connect™ push wire nuts

Compatible Trims

30◊	300	404	6100	6110	6150
74	310	420	6101	6120◊	6162
76	312	426	6102	6121◊	6170
78◊	327	429	6103	6125◊	6215
170◊	328	430◊	6106	6126◊	6222
171◊	353	478	6107	6130	6230
172◊	376	4041	6108	6145	6255
173◊	378	4261	6109	6146	30SBAT◊

Trims for use in Halo listed housings

Select trims are classified for use in other housings, see www.eaton.com/lighting/legal

◊ Air-Tite trims can make the H7RICT installation ASTM E283 compliant

Features

Housing
- Single wall aluminum housing
- Aluminum construction for greater heat dissipation
- For installation from below the finished ceiling. Integral flange secures fixture against ceiling.

Socket Plate
- Rigid socket plate adjusts and locks without tools for various lamp sizes
- Socket plate and bracket may be removed when using socket supporting trims

Junction Box
- Seven 1/2" trade size conduit knockouts with true pry-out slots are positioned to accommodate straight conduit runs
- Four non-metallic (NM) cable pry-outs included

Includes:
- Quick Connect™ push wire nuts (Details Pg. 9)

Remodel Springs
Four remodel springs secure housing and accommodate 1/2" and 5/8" ceiling material

Socket
- Porcelain socket with nickel plated brass screw shell
- Snap-in springs secure socket to socket plate, and may be detached when using socket supporting trims
- Overspray protector included

Thermal Protector
Self resetting thermal protector deactivates fixture if overheating occurs due to improper lamping or misapplied insulation

Trims
Halo Fit-All concept offers multiple trim options in a variety of design styles, and functional beam distributions to control beam angle and lumen delivery in accommodating various lamp types including Halogen, CFL and LED

Compliance
- cULus Listed 1598 luminaire
- cULus Listed damp location
- cULus Listed for wet location, covered ceiling, with select trims
- cULus Listed for feed through
- cULus Listed for direct contact with insulation and combustible material*
- RoHS compliant

*Not to be used in direct contact with spray foam insulation (Consult NEMA LSD57-2013)

Specifications, compliances and dimensions subject to change without notice

E26 Screw Base IC Housing

H7RICAT

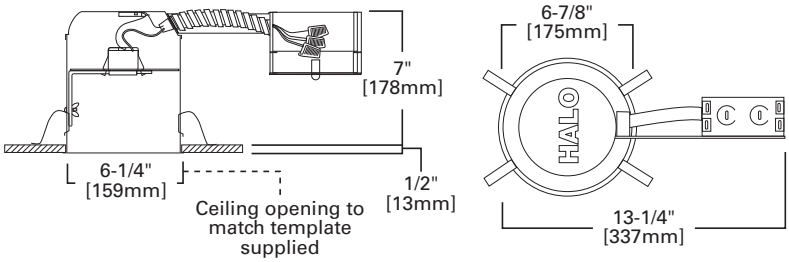

H7RICAT

6" ICAT, Air-Tite, Remodel, 120V

The H7 recessed remodel housing is the standard in the industry for both light commercial and residential applications. H7 series remodel housings feature robust construction, full-sized remodel junction box; and may support use of higher wattage lamps. Designed for use in existing ceilings, the remodel housing slips through opening in the finished ceiling. A wide variety of trims allows a number of different lighting effects to be created with one basic housing. The H7RICAT remodel housing is for installations where the housing will be in direct contact with insulation,* and its Air-Tite design will also meet restricted air flow code requirements. May be retrofit with compatible Halo LED lighting systems.

Special Features

Quick Connect™ push wire nuts
Air-Tite™ code compliant

Compatible Trims

30	300	404	6100	6110	6150
74	310	420	6101	6120	6162
76	312	426	6102	6121	6170
78	327	429	6103	6125	6215
170	328	430	6106	6126	6222
171	353	478	6107	6130	6230
172	376	4041	6108	6145	6255
173	378	4261	6109	6146	30SBAT

Trims for use in Halo listed housings

Select trims are classified for use in other housings, see www.eaton.com/lighting/legal

Features

Housing
- Aluminum construction for greater heat dissipation
- For installation from below the finished ceiling. Integral flange secures fixture against ceiling.
- Pre-installed Air-Tite ready ceiling contact gasket on flange

Socket Plate
- Rigid socket plate adjusts and locks without tools for various lamp sizes
- Socket plate and bracket may be removed when using socket supporting trims

Junction Box
- Seven 1/2" trade size conduit knockouts with true pry-out slots are positioned to accommodate straight conduit runs
- Four non-metallic (NM) cable pry-outs included

Includes:
- Quick Connect™ push wire nuts (Details Pg. 9)
- Air-Tite™ code compliant (Details Pg. 9)

Remodel Springs
Four remodel springs secure housing and accommodate 1/2" and 5/8" ceiling material

Socket
- Porcelain socket with nickel plated brass screw shell
- Snap-in springs secure socket to socket plate, and may be detached when using socket supporting trims
- Overspray protector included

Thermal Protector
Self resetting thermal protector deactivates fixture if overheating occurs due to improper lamping or misapplied insulation

Trims
Halo Fit-All concept offers multiple trim options in a variety of design styles, and functional beam distributions to control beam angle and lumen delivery in accommodating various lamp types including Halogen, CFL and LED

Compliance
- cULus Listed 1598 luminaire
- cULus Listed damp location
- cULus Listed for wet location, covered ceiling, with select trims
- cULus Listed for feed through
- cULus Listed for direct contact with insulation and combustible material*
- Air-Tite code compliant. Certified under ASTM E283; not exceeding 2.0 cfm (0.944 L/s) air leakage rate tested at a 1.57 psf (75 Pa) pressure differential
- RoHS compliant

*Not to be used in direct contact with spray foam insulation (Consult NEMA LSD57-2013)

E26 Screw Base IC Housing

E7ICAT

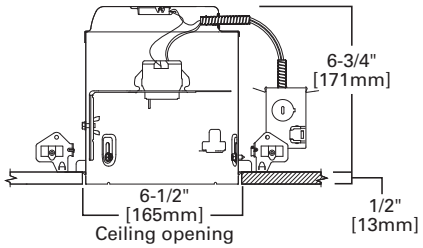

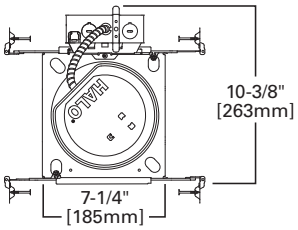

E7ICAT

6" IC, Air-Tite, New Construction Housing, 120V

The E7ICAT is a compact and efficient recessed housing optimized and listed for EISA compliant tungsten-halogen, CFL and LED lamps as well as incandescent. Housing is suitable for residential or light commercial applications. For installation in insulated ceilings* and non-insulated ceilings with Air-Tite code compliant construction. Use with a variety of trims and finishes to create different lighting effects or to match any decor. May be retrofit with compatible Halo LED lighting systems.

Special Features

- All-Nail!™ bar hangers
- q-Channel bars with Pass-N-Thru™
- Hinged j-box with Slide-N-Side™
- Quick Connect™ push wire nuts
- Air-Tite™ code compliant

Compatible Trims

30	300	404	6100	6110	6150
74	310	420	6101	6120	6162
76	312	426	6102	6121	6170
78	327	429	6103	6125	6215
170	328	430	6106	6126	6222
171	353	478	6107	6130	6230
172	376	4041	6108	6145	6255
173	378	4261	6109	6146	30SBAT

Trims for use in Halo listed housings

Select trims are classified for use in other housings, see www.eaton.com/lighting/legal

Features

Housing
- Single wall die-formed aluminum housing
- Housing features a precision rolled interlocking collar which maintains aperture geometry for greater assurance of installation results
- Exclusive Air-Tite gasket meets code where required, and seals between housing, frame and finished ceiling - without need for additional caulk
- May be removed from the plaster frame to provide access to junction box

Socket Plate
- Rigid socket plate adjusts and locks without tools for various lamp sizes
- Socket plate and bracket may be removed when using socket supporting trims

Plaster Frame
- Galvanized steel frame. Housing adjusts in plaster frame to accommodate up to 3/8" – 1" ceiling thickness.
- (2) Regressed locking screws for securing hanger bars

Includes:
- All-Nail!™ bar hangers (Details Pg. 11)
- q-Channel bars with Pass-N-Thru™ (Details Pg. 11)
- Hinged junction box with Slide-N-Side™ (Details Pg. 11)
- Quick Connect™ push wire nuts (Details Pg. 11)
- Air-Tite™ code compliant (Details Pg. 11)

Socket
- Porcelain socket with nickel plated brass screw shell
- Snap-in springs secure socket to socket plate, and may be detached when using socket supporting trims
- Shipped with socket overspray protector installed

Thermal Protector
Self resetting thermal protector deactivates fixture if overheating occurs due to improper lamping or misapplied insulation

Trims
Halo Fit-All concept offers multiple trim options in a variety of design styles, and functional beam distributions to control beam angle and lumen delivery in accommodating various lamp types including Halogen, CFL and LED

Compliance
- cULus Listed 1598 luminaire
- cULus Listed damp location
- cULus Listed for wet location, covered ceiling, with select trims
- cULus Listed for direct contact with insulation and combustible material*
- Air-Tite code compliant. Certified under ASTM E283; not exceeding 2.0 cfm (0.944 L/s) air leakage rate tested at a 1.57 psf (75 Pa) pressure differential.
- RoHS compliant

*Not to be used in direct contact with spray foam insulation (Consult NEMA LSD57-2013)

Specifications, compliances and dimensions subject to change without notice

E26 Screw Base IC Housing

E7RICAT

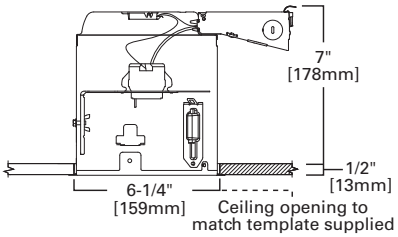

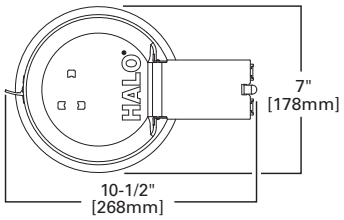

E7RICAT

6" IC, Air-Tite, Remodel Housing, 120V

The E7RICAT is a compact and efficient recessed remodel housing optimized and listed for EISA compliant tungsten-halogen, CFL and LED lamps as well as incandescent. Housing is suitable for residential or light commercial applications. For installation in insulated ceilings* and non-insulated ceilings with Air-Tite code compliant construction. Use with a variety of trims and finishes to create different lighting effects or to match any decor. May be retrofit with compatible Halo LED lighting systems.

Special Features

Hinged j-box with Slide-N-Side™
Quick Connect™ push wire nuts
Air-Tite™ code compliant

Compatible Trims

30	300	426	6103	6121	6162
74	310	429	6106	6125	6170
76	312	430	6107	6126	6215
78	327	478	6108	6130	6222
170	328	4261	6109	6145	6230
171	353	6100	6110	6146	6255
172	376	6101	6120	6150	30SBAT
173	420	6102			

Trims for use in Halo listed housings

Select trims are classified for use in other housings, see www.eaton.com/lighting/legal

Features

Housing
- Single wall die-formed aluminum housing
- Die formed flange maintains aperture geometry for greater assurance of installation results
- Exclusive Air-Tite gasket meets code where required, and seals between housing, flange and finished ceiling - without need for additional caulk
- For installation from below the finished ceiling. Integral flange secures fixture against ceiling.

Remodel Retention System - Speed Clamps
- Exclusive two integral speed clamps securely lock housing to ceiling, accommodating 3/8" to 2" ceiling materials

Socket Plate
- Rigid socket plate adjusts and locks without tools for various lamp sizes
- Socket plate and bracket may be removed when using socket supporting trims

Includes:
- Hinged junction box with Slide-N-Side™ (Details Pg. 11)
- Quick Connect™ push wire nuts (Details Pg. 11)
- Air-Tite™ code compliant (Details Pg. 11)

Socket
- Porcelain socket with nickel plated brass screw shell
- Snap-in springs secure socket to socket plate, and may be detached when using socket supporting trims
- Shipped with socket overspray protector installed

Thermal Protector
Self resetting thermal protector deactivates fixture if overheating occurs due to improper lamping or misapplied insulation

Trims
Halo Fit-All concept offers multiple trim options in a variety of design styles, and functional beam distributions to control beam angle and lumen delivery in accommodating various lamp types including Halogen, CFL and LED

Quick Connect™ Wiring Tray
- (3) Color coded 4-port push-in wire nuts included
- Captive tray holds push-nuts in place for one-handed connections to line, neutral & ground
- Speeds installation and increases reliability
- No additional wire nuts required

Compliance
- cULus Listed 1598 luminaire
- cULus Listed damp location
- cULus Listed for wet location, covered ceiling, with select trims
- cULus Listed for direct contact with insulation and combustible material*
- Air-Tite code compliant. Certified under ASTM E283; not exceeding 2.0 cfm (0.944 L/s) air leakage rate tested at a 1.57 psf (75 Pa) pressure differential
- RoHS compliant

*Not to be used in direct contact with spray foam insulation (Consult NEMA LSD57-2013)

E26 Screw Base Trims

IC Housings: H7ICT • H7ICAT • H7RICT • H7RICAT • E7ICAT • E7RICAT

Reflectors

30 Reflector, Self-flange

- Self-flange reflector with torsion spring retention
- Accepts a wide range of lamps
- Makes installation Air-Tite regardless of housing used
- Socket supporting reflector

Housings		Max Lamp Compatibility
H7ICT	H7RICT	60W A19, 75W PAR30S, 75W PAR30L, 65W PAR38, 65W BR30, 90W BR40, 75W R30
H7ICAT	H7RICAT	
E7ICAT	E7RICAT	53W A19, 75W PAR30S, 75W PAR30L, 65W PAR38, 65W BR30, 90W BR40

Compatible with Halogen, Incandescent, LED* or CFL* lamps

30HAT
Haze Reflector, White Trim

30RGAT
Residential Gold Reflector, White Trim

30CAT
Clear Specular Reflector, White Trim

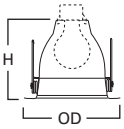

Dimensions**
H: 5" [127mm]
OD: 7-1/4" [184mm]

30SBAT Reflector, Self-flange

- Self-flange reflector with torsion spring retention
- Accepts a wide range of lamps
- Makes installation Air-Tite regardless of housing used
- Socket supporting reflector

Housings		Max Lamp Compatibility
H7ICT	H7ICAT	40W A19, 50W PAR30S, 75W PAR30L, 65W PAR38, 65W BR30, 75W R30, 65W BR40
H7RICT	H7RICAT	40W A19, 50W PAR30S, 75W PAR30L, 65W PAR38, 45W BR30, 65W BR40, 50W R30, 65W R40
E7ICAT	E7RICAT	40W A19, 50W PAR30S, 75W PAR30L, 65W PAR38, 65W BR30, 65W BR40

Compatible with Halogen, Incandescent, LED* or CFL* lamps

30SBAT
Specular Black Reflector & Trim

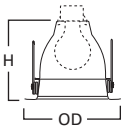

Dimensions**
H: 5" [127mm]
OD: 7-1/4" [184mm]

404 Specular Reflector

- Full reflector for use with A-lamps
- Friction clip retention on housing plaster ring
- Removable trim ring
- Accessories available: TRM6 designer trim rings, OT403 oversize trim ring
- Socket supporting reflector

Housings		Max Lamp Compatibility
H7ICT	H7RICT	60W A19
H7ICAT	H7RICAT	
E7ICAT		**404C, 404H:** 53W A19 **404SN, 404TBZ:** 43W A19

Compatible with Halogen, Incandescent, LED* or CFL* lamps

404C
Clear Specular Reflector, White Trim

404H
Haze Reflector, White Trim

404SN
Satin Nickel Reflector, Satin Nickel Trim

404TBZ
Tuscan Bronze Reflector, Tuscan Bronze Trim



Friction Clips install on housing plaster ring

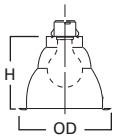

Dimensions**
H: 5" [127mm]
OD: 7-1/4" [184mm]

426 Reflector Cone

- Accepts a wide variety of lamps
- Coil spring retention
- Removable trim ring
- Accessories available: TRM6 designer trim rings, OT403 oversize trim ring

Housings		Max Lamp Compatibility
H7ICT	H7RICT	50W PAR30S, 75W PAR30L, 65W BR30, 75W R30, 85W BR40
H7ICAT	H7RICAT	
E7ICAT	E7RICAT	50W PAR30S, 75W PAR30L, 45W PAR38, 65W BR30, 85W BR40

Compatible with Halogen, Incandescent, LED* or CFL* lamps

426
Clear Specular Reflector Cone, White Trim

426MB
Black Specular Reflector Cone, White Trim

426H
Haze Reflector Cone, White Trim

426SN
Satin Nickel Reflector Cone, Satin Nickel Trim

426TBZ
Tuscan Bronze Reflector Cone, Tuscan Bronze Trim

H930 (H7 Housings ONLY) PAR lamp aiming accessory for 310 and 426 trims. Allows 30° tilt and 358° rotation. 50W PAR30.

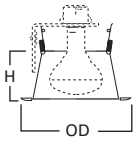

Dimensions**
H: 2-5/8" [67mm]
OD: 7-1/4" [184mm]

*UL1993 listed LED & CFL equivalent lamps permitted. Consult lamp manufacturer for conditions of use. Eaton does not warranty the lamp.
****Key: A:** Luminous Aperture, **H:** Height, **OD:** Trim Outside Diameter

Specifications, compliances and dimensions subject to change without notice

429 Dayform White Cone

- Contoured sides shield interior view of housing
- Removable trim ring
- Accessories available: TRM6 designer trim rings, OT403 oversize trim ring

Housings		Max Lamp Compatibility
H7ICT	H7RICT	50W PAR30S, 75W PAR30L, 65W BR30, 75W R30
H7ICAT	H7RICAT	
E7ICAT	E7RICAT	50W PAR30S, 75W PAR30L, 65W BR30

Compatible with Halogen, Incandescent, LED* or CFL* lamps

429P
White Reflector, White Self-flange

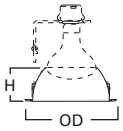

Dimensions**
H: 3" [76mm]
OD: 7-1/4" [184mm]

4041 White Reflector, Self-flange

- Self-flange full reflector for use with A-lamps
- Friction clip retention on housing plaster ring
- Accessories available: OT403 oversize trim ring
- Socket supporting reflector

Housings		Max Lamp Compatibility
H7ICT	H7RICT	60W A19
H7ICAT	H7RICAT	
E7ICAT		53W A19

Compatible with Halogen, Incandescent, LED* or CFL* lamps

4041P
White Reflector, White Self-flange



Friction Clips install on housing plaster ring

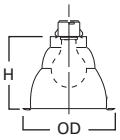

Dimensions**
H: 5-1/4" [133mm]
OD: 7-1/4" [184mm]

4261 White Reflector Cone, Self-flange

- Self-flange reflector cone for use with R and PAR lamps
- Coil spring retention

Housings		Max Lamp Compatibility
H7ICT	H7RICT	50W PAR30S, 75W PAR30L, 45W PAR38, 75W R30, 85W BR40
H7ICAT	H7RICAT	
E7ICAT	E7RICAT	50W PAR30S, 75W PAR30L, 45W PAR38, 65W BR30, 85W BR40

Compatible with Halogen, Incandescent, LED* or CFL* lamps

4261P
White Reflector, White Self-flange

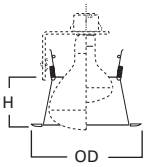

Dimensions**
H: 2-5/8" [67mm]
OD: 7-1/4" [184mm]

6106 Straight Reflector Cone, Self-flange

- Straight sides of cone reflector for large diameter BR40 and PAR38, as well as BR30 and PAR30 lamps
- Self-flange reflector cone
- Coil spring retention
- Self-flange trim ring sized to hide gaps caused by construction tolerances

Housings		Max Lamp Compatibility
H7ICT	H7RICT	50W PAR30S, 75W PAR30L, 45W PAR38, 65W BR30, 40W BR40
H7ICAT	H7RICAT	
E7ICAT	E7RICAT	

Compatible with Halogen, Incandescent, LED* or CFL* lamps

6106SC
Specular Clear Reflector, White Self-flange

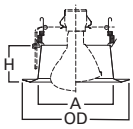

Dimensions**
A: 5-3/8" [137mm]
H: 2-5/8" [68mm]
OD: 7-3/4" [197mm]

6107 Tapered Reflector, Self-flange

- Self-flange reflector cone
- Contoured tapered sides of cone reflector for BR30 and PAR30 lamps
- Coil spring retention
- Self-flange trim ring sized to hide gaps caused by construction tolerances

Housings		Max Lamp Compatibility
H7ICT	H7RICT	50W PAR30S, 75W PAR30L, 65W BR30, 85W BR40
H7ICAT	H7RICAT	
E7ICAT	E7RICAT	

Compatible with Halogen, Incandescent, LED* or CFL* lamps

6107SC
Specular Clear Reflector, White Self-flange

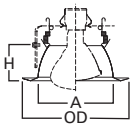

Dimensions**
A: 5-3/8" [137mm]
H: 2-5/8" [65mm]
OD: 7-3/4" [197mm]

*UL1993 listed LED & CFL equivalent lamps permitted. Consult lamp manufacturer for conditions of use. Eaton does not warranty the lamp.

****Key: A:** Luminous Aperture, **H:** Height, **OD:** Trim Outside Diameter

E26 Screw Base Trims

IC Housings: H7ICT • H7ICAT • H7RICT • H7RICAT • E7ICAT • E7RICAT

6120 Full Cone Reflector, Self-flange

- Full cone reflector
- Torsion spring retention
- Socket supporting reflector
- Self-flange trim ring sized to hide gaps caused by construction tolerances
- Makes installation Air-Tite regardless of housing used

Housings		Max Lamp Compatibility
H7ICT	H7RICT	**6120WH:** 43W A19, 75W PAR30S,75W PAR30L, 65W PAR38, 65W BR30, 70W BR40 **6120SN, 6120TBZ:** 43W A19, 60W PAR30S, 75W PAR30L, 65W PAR38, 65W BR30, 70W BR40
H7ICAT	H7RICAT	
E7ICAT	E7RICAT	

Compatible with Halogen, Incandescent, LED* or CFL* lamps

6120WH
White Reflector, White Self-flange

6120SN
Satin Nickel Reflector, Satin Nickel Self-flange

6120TBZ
Tuscan Bonze Reflector, Tuscan Bronze Self-flange

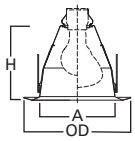

Dimensions**
A: 5-3/8" [137mm]
H: 5-3/8" [138mm]
OD: 7-3/4" [197mm]

6121 Shallow Full Cone Reflector, Self-flange

- Shallow full cone reflector
- Torsion spring retention
- Self-flange trim ring sized to hide gaps caused by construction tolerances

Housings		Max Lamp Compatibility
H7ICT	H7RICT	43W A19, 75W PAR30S, 75W PAR30L, 65W BR30
H7ICAT	H7RICAT	
E7ICAT	E7RICAT	

Compatible with Halogen, Incandescent, LED* or CFL* lamps

6121WH
White Reflector, White Self-flange

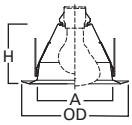

Dimensions**
A: 5-3/8" [137mm]
H: 4-3/8" [110mm]
OD: 7-3/4" [197mm]

Baffles

30 Baffle, Self-flange

- Self-flange metal baffle with upper reflector
- Socket supporting baffle
- Torsion spring retention
- Accepts a wide range of lamps
- Makes installation Air-Tite regardless of housing used

Housings		Max Lamp Compatibility
H7ICT	H7RICT	40W A19, 75W PAR30S, 75W PAR30L, 65W PAR38, 65W BR30, 90W BR40, 75W R30
H7ICAT	H7RICAT	
E7ICAT	E7RICAT	**30WAT, 30WATH, 30PAT:** 40W A19, 75W PAR30S, 75W PAR30L, 65W PAR38, 65W BR30, 90W BR40 **30SNAT, 30TBZAT:** 40W A19, 60W PAR30S, 75W PAR30L, 65W PAR38, 65W BR30, 90W BR40

Compatible with Halogen, Incandescent, LED* or CFL* lamps

30WAT
White Baffle & Reflector, White Trim

30WATH
White Baffle & Clear Reflector, White Trim

30PAT
Black Baffle & Clear Reflector, White Trim

30SNAT
Satin Nickel Baffle & Reflector, Satin Nickel Trim

30TBZAT
Tuscan Bronze Baffle & Reflector, Tuscan Bronze Trim

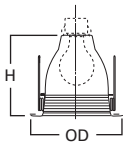

Dimensions**
H: 5" [127mm]
OD: 7-1/4" [184mm]

*UL1993 listed LED & CFL equivalent lamps permitted. Consult lamp manufacturer for conditions of use. Eaton does not warranty the lamp.
****Key: A:** Luminous Aperture, **H:** Height, **OD:** Trim Outside Diameter

Specifications, compliances and dimensions subject to change without notice

310 Coilex® Baffle

- Black or white phenolic Coilex baffle with white metal trim ring
- Removable trim ring
- Accessories available: TRM6 designer trim rings, OT403 oversize trim ring
- Coil spring retention

Housings		Max Lamp Compatibility
H7ICT	H7RICT	50W PAR30S, 75W PAR30L, 45W PAR38, 65W BR30, 75W R30, 85W BR40
H7ICAT	H7RICAT	
E7ICAT	E7RICAT	50W PAR30S, 75W PAR30L, 45W PAR38, 65W BR30, 85W BR40

Compatible with Halogen, Incandescent, LED* or CFL* lamps

310W
White Coilex Baffle, White Trim

310P
Black Coilex Baffle, White Trim

310SN
Satin Nickel Coilex Baffle, Satin Nickel Trim

310TBZ
Tuscan Bronze Coilex Baffle, Tuscan Bronze Trim

H930 (H7 Housings ONLY) PAR lamp aiming accessory for 310 and 426 trims. Allows 30° tilt and 358° rotation. 50W PAR30.

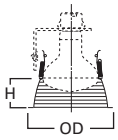

Dimensions**
H: 3-1/16" [78mm]
OD: 7-1/4" [184mm]

312 Coilex® Baffle

- Black or white phenolic Coilex baffle with white metal trim ring
- Contoured, tapered sides of 312 baffle features smaller lamp opening to conceal interior view of housing when used with PAR lamps
- Removable trim ring
- Accessories available: TRM6 designer trim rings, OT403 oversize trim ring
- Coil spring retention

Housings		Max Lamp Compatibility
H7ICT	H7RICT	50W PAR30S, 75W PAR30L, 65W BR30, 75W R30
H7ICAT	H7RICAT	
E7ICAT	E7RICAT	50W PAR30S, 75W PAR30L, 65W BR30,

Compatible with Halogen, Incandescent, LED* or CFL* lamps

312W
White Baffle, White Trim

312P
Black Baffle, White Trim

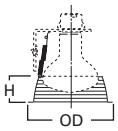

Dimensions**
H: 2-1/4" [57mm]
OD: 7-1/4" [184mm]

353 Metal Baffle

- Metallic finish trim rings and baffles
- Coil spring retention
- Removable trim ring

Housings		Max Lamp Compatibility
H7ICT	H7RICT	50W PAR30S, 75W PAR30L, 65W BR30, 75W R30
H7ICAT	H7RICAT	
E7ICAT	E7RICAT	50W PAR30S,75W PAR30L, 65W BR30

Compatible with Halogen, Incandescent, LED* or CFL* lamps

353SN
Satin Nickel Baffle, Satin Nickel Trim

353TBZ
Tuscan Bronze Baffle, Tuscan Bronze Trim

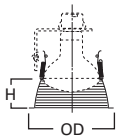

Dimensions**
H: 3" [76mm]
OD: 7-1/4" [184mm]

6100 Tapered Metal Baffle with (2) Trim Rings

- Contoured tapered sides of metal baffle
- Two plastic removable trim rings included narrow 7.25"OD and wide oversized 8.00"OD
- Coil spring retention

Housings		Max Lamp Compatibility
H7ICT	H7RICT	50W PAR30S, 75W PAR30L, 65W BR30, 85W BR40
H7ICAT	H7RICAT	
E7ICAT	E7RICAT	

Compatible with Halogen, Incandescent, LED* or CFL* lamps

6100WB
White Baffle, Narrow & Wide White Trims (Included)



6100BB
Black Baffle, Narrow & Wide White Trims (Included)

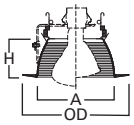

Dimensions**
A: 5-3/4" [148mm]
H: 2-7/8" [74mm]
OD: 7-1/4" [184mm] Narrow
OD: 8" [203mm] Wide

*UL1993 listed LED & CFL equivalent lamps permitted. Consult lamp manufacturer for conditions of use. Eaton does not warranty the lamp.

****Key: A:** Luminous Aperture, **H:** Height, **OD:** Trim Outside Diameter

E26 Screw Base Trims

IC Housings: H7ICT • H7ICAT • H7RICT • H7RICAT • E7ICAT • E7RICAT

6101 Straight Metal Baffle with (2) Trim Rings

- Straight sides of metal baffle for large diameter lamps
- Two plastic removable trim rings included narrow 7.25" OD and wide 8.00" OD
- Coil spring retention

Housings		Max Lamp Compatibility
H7ICT	H7RICT	50W PAR30S, 75W PAR30L, 45W PAR38, 65W BR30, 40W BR40
H7ICAT	H7RICAT	
E7ICAT	E7RICAT	

Compatible with Halogen, Incandescent, LED* or CFL* lamps

6101WB
White Baffle, Narrow & Wide White Trim (Included)



6101BB
Black Baffle, Narrow & Wide White Trim (Included)

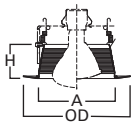

Dimensions**
A: 5-5/8" [144mm]
H: 2-5/8" [66mm]
OD: 7-1/4" [184mm] Narrow
OD: 8" [203mm] Wide

6102 Tapered Metal Baffle, Self-flange

- Contoured tapered sides of metal baffle
- Coil spring retention
- Self-flange trim ring sized to hide gaps caused by construction tolerances

Housings		Max Lamp Compatibility
H7ICT	H7RICT	50W PAR30S, 75W PAR30L, 65W BR30, 85W BR40
H7ICAT	H7RICAT	
E7ICAT	E7RICAT	

Compatible with Halogen, Incandescent, LED* or CFL* lamps

6102WB
White Baffle, White Self-flange

6102BB
Black Baffle, White Self-flange

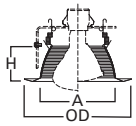

Dimensions**
A: 5-3/8" [137mm]
H: 2-5/8" [65mm]
OD: 7-3/4" [197mm]

6103 Straight Metal Baffle, Self-flange

- Straight sides of metal baffle for large diameter lamps
- Coil spring retention
- Self-flange trim ring sized to hide gaps caused by construction tolerances

Housings		Max Lamp Compatibility
H7ICT	H7RICT	50W PAR30S, 75W PAR30L, 45W PAR38, 65W BR30, 40W BR40
H7ICAT	H7RICAT	
E7ICAT	E7RICAT	

Compatible with Halogen, Incandescent, LED* or CFL* lamps

6103WB
White Baffle, White Self-flange

6103BB
Black Baffle, White Self-flange

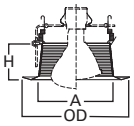

Dimensions**
A: 5-3/8" [137mm]
H: 2-5/8" [68mm]
OD: 7-3/4" [197mm]

6108 Coilex® Straight Plastic Baffle, Self-flange

- Straight sides of Coilex baffle for large diameter lamps
- Coil spring retention
- Self-flange trim ring sized to hide gaps caused by construction tolerances

Housings		Max Lamp Compatibility
H7ICT	H7RICT	39W PAR30S, 75W PAR30L, 45W PAR38, 65W BR30, 40W BR40
H7ICAT	H7RICAT	
E7ICAT	E7RICAT	

Compatible with Halogen, Incandescent, LED* or CFL* lamps

6108WB
White Plastic Straight Coilex Baffle, White Self-flange

6108BB
Black Plastic Straight Coilex Baffle, White Self-flange

6108BKBB
Black Plastic Straight Coilex Baffle, Black Self-flange

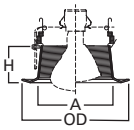

Dimensions**
A: 5-3/8" [137mm]
H: 2-5/8" [68mm]
OD: 7-3/4" [197mm]

6109 Coilex® Tapered Baffle, Self-flange

- Contoured tapered sides of Coilex baffle
- Coil spring retention
- Self-flange trim ring sized to hide gaps caused by construction tolerances

Housings		Max Lamp Compatibility
H7ICT	H7RICT	50W PAR30S, 75W PAR30L, 45W PAR38, 65W BR30, 85W BR40
H7ICAT	H7RICAT	
E7ICAT	E7RICAT	

Compatible with Halogen, Incandescent, LED* or CFL* lamps

6109WB
White Plastic Tapered Coilex Baffle, White Self-flange

6109BB
Black Plastic Tapered Coilex Baffle, White Self-flange

6109BKBB
Black Plastic Tapered Coilex Baffle, Black Self-flange

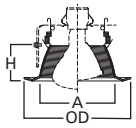

Dimensions**
A: 5-3/8" [137mm]
H: 2-5/8" [65mm]
OD: 7-3/4" [197mm]

*UL1993 listed LED & CFL equivalent lamps permitted. Consult lamp manufacturer for conditions of use. Eaton does not warranty the lamp.
****Key: A:** Luminous Aperture, **H:** Height, **OD:** Trim Outside Diameter

Specifications, compliances and dimensions subject to change without notice

6110 Perftex™ Baffle, Self-flange

- Perforated pattern baffle contoured for BR30 and PAR30 lamps
- Coil spring retention
- Self-flange trim ring sized to hide gaps caused by construction tolerances

Housings		Max Lamp Compatibility
H7ICT	H7RICT	50W PAR30S, 60W PAR30L, 65W BR30
H7ICAT	H7RICAT	
E7ICAT	E7RICAT	

Compatible with Halogen, Incandescent, LED* or CFL* lamps

6110WB
White Perftex Baffle, White Self-flange

6110BB
Black Perftex Baffle, White Self-flange

6110BKBB
Black Perftex Baffle, Black Self-flange

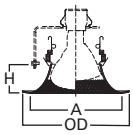

Dimensions**
A: 6-5/8" [169mm]
H: 2-1/8" [54mm]
OD: 7-3/4" [197mm]

6125 Full Cone Baffle, Self-flange

- Full cone baffle
- Torsion spring retention
- Socket supporting baffle
- Self-flange trim ring sized to hide gaps caused by construction tolerances

Housings		Max Lamp Compatibility
H7ICT	H7RICT	**6125WB:** 43W A19, 75W PAR30S, 75W PAR30L, 65W PAR38, 65W BR30, 90W BR40
H7ICAT	H7RICAT	**6125BB, 6125BKBB:** 43W A19, 75W PAR30S, 75W PAR30L, 65W PAR38, 65W BR30, 85W BR40
E7ICAT	E7RICAT	

Compatible with Halogen, Incandescent, LED* or CFL* lamps

6125WB
White Baffle, White Self-flange

6125BB
Black Baffle, White Self-flange

6125BKBB
Black Baffle, Black Self-flange

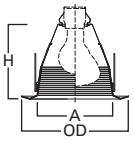

Dimensions**
A: 5-3/8" [137mm]
H: 5-3/8" [138mm]
OD: 7-3/4" [197mm]

6126 Shallow Full Cone Baffle, Self-flange

- Shallow full cone baffle
- Torsion spring retention
- Socket supporting baffle
- Self-flange trim ring sized to hide gaps caused by construction tolerances

Housings		Max Lamp Compatibility
H7ICT	H7RICT	43W A19, 75W PAR30S, 75W PAR30L, 65W BR30
H7ICAT	H7RICAT	
E7ICAT	E7RICAT	

Compatible with Halogen, Incandescent, LED* or CFL* lamps

6126WB
White Baffle, White Self-flange

6126BB
Black Baffle, White Self-flange

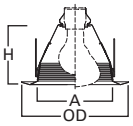

Dimensions**
A: 5-3/8" [137mm]
H: 4-3/8" [110mm]
OD: 7-3/4" [197mm]

Adjustable – Eyeballs & Gimbals

74 Eyeball 30° Tilt, Self-flange

- Provides optimum position for PAR30S lamps
- Torsion spring retention
- Socket supporting eyeball

Housings		Max Lamp Compatibility
H7ICT	H7RICT	75W PAR30S
H7ICAT	H7RICAT	
E7ICAT	E7RICAT	

Compatible with Halogen, Incandescent, LED* or CFL* lamps

74P
White Eyeball, White Trim

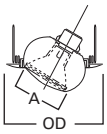

Dimensions**
A: 3-7/8" [98mm]
OD: 8" [203mm]

*UL1993 listed LED & CFL equivalent lamps permitted. Consult lamp manufacturer for conditions of use. Eaton does not warranty the lamp.

****Key: A:** Luminous Aperture, **H:** Height, **OD:** Trim Outside Diameter

E26 Screw Base Trims

IC Housings: H7ICT • H7ICAT • H7RICT • H7RICAT • E7ICAT • E7RICAT

76 Gimbal 30° Tilt, Self-flange

- For use with PAR38 lamps
- 30° tilt
- Torsion spring retention

Housings		Max Lamp Compatibility
H7ICT	H7RICT	45W PAR38
H7ICAT	H7RICAT	
E7ICAT	E7RICAT	

Compatible with Halogen, Incandescent, LED* or CFL* lamps

76P
White Gimbal, White Trim

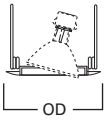

Dimensions**
OD: 8" [203mm]

78 Eyeball 30° Tilt, Self-flange

- 30° tilt, 360° rotation
- Torsion spring retention
- Wide choice of finishes for any decor
- Socket supporting eyeball
- 78PAT makes installation Air-Tite regardless of housing used

Housings		Max Lamp Compatibility
H7ICT	H7RICT	75W PAR30S, 75W PAR30L, 65W BR30, 75W R30
H7ICAT	H7RICAT	
E7ICAT	E7RICAT	75W PAR30S, 75W PAR30L, 65W BR30

Compatible with Halogen, Incandescent, LED* or CFL* lamps

78P
White Eyeball, White Trim

78PAT
White Eyeball, White Trim
airtite

78SN
Satin Nickel Eyeball, Satin Nickel Trim

78TBZ
Tuscan Bronze Eyeball, Tuscan Bronze Trim

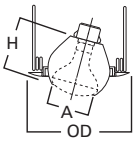

Dimensions**
A: 4" [100mm]
H: 4-1/8" [105mm]
OD: 8" [203mm]

376 Regressed Gimbal 30° Tilt, Self-flange

- 30° tilt
- Regressed gimbal with baffle
- Torsion spring retention
- Socket supporting gimbal

Housings		Max Lamp Compatibility
H7ICT	H7RICT	50W PAR30S, 50W PAR30L
H7ICAT	H7RICAT	
E7ICAT	E7RICAT	

Compatible with Halogen, Incandescent, LED* or CFL* lamps

376W
White Baffle, White Trim

376P
Black Baffle, White Trim

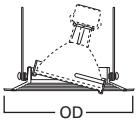

Dimensions**
OD: 7-1/4" [184mm]

378 Regressed Gimbal with Splay 25° Tilt, Self-flange

- 25° tilt
- Regressed gimbal with splay trim
- Removable trim ring
- Accessories available: TRM6 designer trim rings, OT403 oversize trim ring
- Friction clips on trim
- Socket supporting gimbal

Housings		Max Lamp Compatibility
H7ICT	H7RICT	35W PAR30L
H7ICAT	H7RICAT	
E7ICAT		

Compatible with Halogen, Incandescent, LED* or CFL* lamps

378P
White Splay, White Trim

378
Clear Specular Splay, White Trim

Friction Clips on Trim



Dimensions**
OD: 7-1/4" [184mm]

420 Regressed Eyeball 30° Tilt, Self-flange

- Regressed eyeball with baffle splay
- Removable trim ring
- Accessories available: TRM6 designer trim rings, OT403 oversize trim ring
- Socket supporting eyeball

Housings		Max Lamp Compatibility
H7ICT	H7RICT	50W PAR30S, 50W PAR30L, 60W BR30
H7ICAT	H7RICAT	
E7ICAT	E7RICAT	

Compatible with Halogen, Incandescent, LED* or CFL* lamps

420W
White Eyeball & Baffle, White Trim

420P
White Eyeball & Black Baffle, White Trim

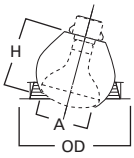

Dimensions**
A: 4" [100mm]
H: 4" [102mm]
OD: 7-1/4" [184mm]

*UL1993 listed LED & CFL equivalent lamps permitted. Consult lamp manufacturer for conditions of use. Eaton does not warranty the lamp.
****Key: A:** Luminous Aperture, **H:** Height, **OD:** Trim Outside Diameter

Specifications, compliances and dimensions subject to change without notice

478 Adjustable Regressed Gimbal with Splay 25° Tilt, Self-flange

- 25° tilt
- Adjustable gimbal with splay trim for PAR38 lamps
- Removable trim ring
- Accessories available: TRM6 designer trim rings, OT403 oversize trim ring
- Friction clips on trim
- Socket supporting gimbal

Housings		Max Lamp Compatibility
H7ICT	H7RICT	
H7ICAT	H7RICAT	45W PAR38
E7ICAT	E7RICAT	

Compatible with Halogen, Incandescent, LED* or CFL* lamps

478P
White Splay, White Trim



Friction Clips on Trim

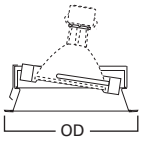

Dimensions**
OD: 7-1/4" [184mm]

6130 Eyeball 35° Tilt, Self-flange

- 35° tilt, 360° rotation
- Adjustable eyeball trim for BR30 and PAR30 lamps
- Torsion spring retention
- Socket supporting eyeball
- Self-flange trim ring sized to hide gaps caused by construction tolerances

Housings		Max Lamp Compatibility
H7ICT	H7RICT	
H7ICAT	H7RICAT	50W PAR30S, 75W PAR30L, 65W BR30
E7ICAT	E7RICAT	

Compatible with Halogen, Incandescent, LED* or CFL* lamps

6130WH
White Eyeball, White Self-flange

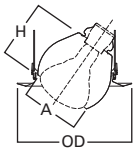

Dimensions**
A: 3-7/8" [100mm]
H: 3-7/8" [100mm]
OD: 7-3/4" [197mm]

6170 Gimbal 25° Tilt, Self-flange

- 25° tilt, 360° rotation
- Adjustable gimbal for PAR38 lamps
- Torsion spring retention
- Socket supporting gimbal
- Self-flange trim ring sized to hide gaps caused by construction tolerances

Housings		Max Lamp Compatibility
H7ICT	H7RICT	
H7ICAT	H7RICAT	45W PAR38
E7ICAT	E7RICAT	

Compatible with Halogen, Incandescent, LED* or CFL* lamps

6170WH
White Gimbal,
White Self-flange

6170BK
Black Gimbal,
Black Self-flange

6170SN
Satin Nickel Gimbal,
Satin Nickel Self-flange

6170TBZ
Tuscan Bronze Gimbal,
Tuscan Bronze Self-flange

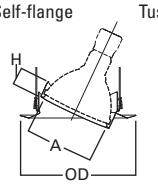

Dimensions**
A: 4-1/2" [113mm]
H: 1-1/8" [30mm]
OD: 7-3/4" [197mm]

6215 Double Gimbal 30°-50° Tilt, Self-flange

- 30°-50° tilt, 360° rotation
- 50° tilt with double gimbal design using compound angles
- Double gimbal for PAR30 lamps
- Torsion spring retention
- Shallow housings are compatible with PAR30S (short-neck) lamps
- Socket supporting gimbal
- Self-flange trim ring sized to hide gaps caused by construction tolerances

Housings		Max Lamp Compatibility
H7ICT	H7RICT	
H7ICAT	H7RICAT	60W PAR30S, 60W PAR30L
E7ICAT	E7RICAT	

Compatible with Halogen, Incandescent, LED* or CFL* lamps

6215WH
White Gimbal,
White Self-flange

6215BK
Black Gimbal,
Black Self-flange

6215SN
Satin Nickel Gimbal,
Satin Nickel Self-flange

6215TBZ
Tuscan Bronze Gimbal,
Tuscan Bronze Self-flange

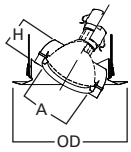

Dimensions**
A: 3-3/8" [84mm]
H: 2" [51mm]
OD: 7-3/4" [197mm]

*UL1993 listed LED & CFL equivalent lamps permitted. Consult lamp manufacturer for conditions of use. Eaton does not warranty the lamp.

****Key: A:** Luminous Aperture, **H:** Height, **OD:** Trim Outside Diameter

E26 Screw Base Trims

IC Housings: H7ICT • H7ICAT • H7RICT • H7RICAT • E7ICAT • E7RICAT

6222 Regressed Angle Cut Adjustable Gimbal, 45° Tilt, Self-flange

- 45° tilt, 360° rotation
- Fully regressed gimbal – self-flange ring
- Torsion spring retention
- Socket supporting gimbal
- Reflector and baffle options
- Accommodates tilt of gimbal in a full regressed cut cone
- Self-flange trim ring sized to hide gaps caused by construction tolerances

Housings		Max Lamp Compatibility
H7ICT	H7RICT	39W PAR30S, 60W PAR30L
H7ICAT	H7RICAT	
E7ICAT	E7RICAT	

Compatible with Halogen, Incandescent, LED* or CFL* lamps

6222WB
White Baffle, White Trim

6222BB
Black Baffle, White Trim

6222SC
Specular Clear Reflector White Trim

6222H
Haze Reflector, White Trim

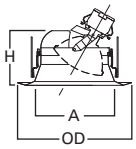

Dimensions**
A: 3-3/4" [95mm]
H: 5-3/8" [137mm]
OD: 7-3/4" [197mm]

Lenses & Wet Location Showerlights

170 Albalite Lens with Reflector

- White trim with Albalite glass lens
- PS version features non-conductive, non-corrosive gasketed polymer (plastic) trim ring
- PS version is "dead-front" construction and is wet location listed for use in showers
- Torsion spring retention
- PS version is Air-Tite; making any installation Air-Tite

Housings		Max Lamp Compatibility
H7ICT	H7ICAT	40W A19
H7RICT	H7RICAT	
E7ICAT	E7RICAT	29W A19

Compatible with Halogen, Incandescent, LED* or CFL* lamps

170P
Albalite Lens, White Trim

170PS
Albalite Lens, Polymer White Trim

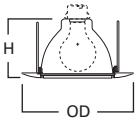

Dimensions**
H: 4" [102mm]
OD: 8" [203mm]

171 Drop Opal Glass Lens with Reflector

- White trim with drop opal glass lens
- PS version features non-conductive, non-corrosive gasketed polymer (plastic) trim ring
- PS version is "dead-front" construction and is wet location listed for use in showers
- Torsion spring retention
- PS version is Air-Tite; making any installation Air-Tite

Housings		Max Lamp Compatibility
H7ICT	H7ICAT	40W A19
H7RICT	H7RICAT	
E7ICAT	E7RICAT	29W A19

Compatible with Halogen, Incandescent, LED* or CFL* lamps

171P
Drop Opal Lens, White Trim

171PS
Drop Opal Lens, White Polymer Trim

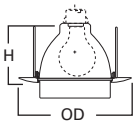

Dimensions**
H: 4" [102mm]
OD: 8" [203mm]

*UL1993 listed LED & CFL equivalent lamps permitted. Consult lamp manufacturer for conditions of use. Eaton does not warranty the lamp.
****Key: A:** Luminous Aperture, **H:** Height, **OD:** Trim Outside Diameter

Specifications, compliances and dimensions subject to change without notice

172 Dome Glass Lens with Reflector

- Frosted glass dome
- Features "dead-front" construction and is wet location listed for use in showers
- Non-conductive, non-corrosive gasketed polymer (plastic) trim ring
- Torsion spring retention
- Air-Tite trim makes any installation Air-Tite

Housings		Max Lamp Compatibility
H7ICT	H7ICAT	60W A19, 50W PAR30S
H7RICT	H7RICAT	
E7ICAT	E7RICAT	**172PS:** 53W A19, 50W PAR30S **172SNS, 172TBZS:** 43W A19, 50W PAR30S

Compatible with Halogen, Incandescent, LED* or CFL* lamps

172PS
Frosted Glass Dome,
White Polymer Trim

172SNS
Frosted Glass Dome,
Satin Nickel Polymer Trim

172TBZS
Frosted Glass Dome,
Tuscan Bronze Polymer Trim

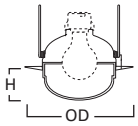

Dimensions**
H: 2-1/8" [54mm]
OD: 7-3/4" [197mm]

173 Fresnel Lens with Reflector

- White trim with glass Fresnel lens
- PS version features non-conductive, non-corrosive gasketed polymer (plastic) trim ring
- PS version is "dead-front" construction and is wet location listed for use in showers
- Torsion spring retention
- PS version is Air-Tite; making any installation Air-Tite

Housings		Max Lamp Compatibility
H7ICT	H7ICAT	40W A19
H7RICT	H7RICAT	
E7ICAT	E7RICAT	29W A19

Compatible with Halogen, Incandescent, LED* or CFL* lamps

173P
Fresnel Lens, White Trim

173PS
Fresnel Lens, White Polymer Trim

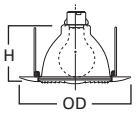

Dimensions**
H: 4" [102mm]
OD: 8" [203mm]

6145 Open Wet Location, Shallow Reflector, Self-flange

- Open wet location shallow Showerlight for PAR30 and PAR38 outdoor rated lamps ONLY
- Torsion spring retention
- Socket supporting cone
- Self-flange trim ring sized to hide gaps caused by construction tolerances

Housings		Max Lamp Compatibility
H7ICT	H7ICAT	75W PAR30S, 75W PAR30L, 80W PAR38
H7RICT	H7RICAT	
E7ICAT	E7RICAT	

Compatible with Halogen, Incandescent, LED* or CFL* lamps

6145WH
White Shallow Reflector,
White Self-flange

6145SN
Satin Nickel Shallow Reflector,
Satin Nickel Self-flange

6145TBZ
Tuscan Bronze Shallow Reflector,
Tuscan Bronze Self-flange

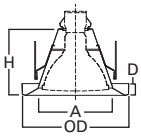

Dimensions**
A: 5-3/8" [136mm]
D: 7/8" [22mm]
H: 4-7/8" [123mm]
OD: 7-3/4" [197mm]

Outdoor Rated Lamp ONLY (Purchase Separately)

Lamp Gasket
(Included)

6146 Open Wet Location, Full Reflector Self-flange

- Open wet location Showerlight for PAR30 and PAR38 outdoor rated lamps ONLY
- Torsion spring retention
- Socket supporting cone
- Self-flange trim ring sized to hide gaps caused by construction tolerances

Housings		Max Lamp Compatibility
H7ICT	H7ICAT	**6146WH:** 75W PAR30S, 75W PAR30L, 65W PAR38
H7RICT	H7RICAT	
E7ICAT	E7RICAT	**6146SN, 6146TBZ:** 60W PAR30S, 75W PAR30L, 65W PAR38

Compatible with Halogen, Incandescent, LED* or CFL* lamps

6146WH
White Reflector,
White Self-flange

6146SN
Satin Nickel Reflector,
Satin Nickel Self-flange

6146TBZ
Tuscan Bronze Reflector,
Tuscan Bronze Self-flange

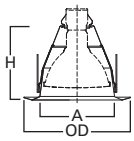

Dimensions**
A: 5-3/8" [137mm]
H: 5-3/8" [138mm]
OD: 7-3/4" [197mm]

Outdoor Rated Lamp ONLY (Purchase Separately)

Lamp Gasket
(Included)

*UL1993 listed LED & CFL equivalent lamps permitted. Consult lamp manufacturer for conditions of use. Eaton does not warranty the lamp.

****Key: A:** Luminous Aperture, **H:** Height, **OD:** Trim Outside Diameter

E26 Screw Base Trims

IC Housings: H7ICT • H7ICAT • H7RICT • H7RICAT • E7ICAT • E7RICAT

6150 Low Profile, Frosted Glass Dome Lens, Self-flange

Showerlight

- Low profile, frosted glass dome lens
- Wet location Showerlight
- Torsion spring retention
- Non-conductive "dead-front" polymer (plastic) trim ring and glass lens
- Socket supporting internal reflector
- Self-flange trim ring sized to hide gaps caused by construction tolerances

Housings		Max Lamp Compatibility
H7ICT	H7ICAT	
H7RICT	H7RICAT	29W A19, 39W PAR30S
E7ICAT	E7RICAT	

Compatible with Halogen, Incandescent, LED* or CFL* lamps

6150WH
Frosted Glass Dome Lens with Reflector, White Plastic Self-flange

6150SN
Frosted Glass Dome Lens with Reflector, Satin Nickel Plastic Self-flange

6150TBZ
Frosted Glass Dome Lens with Reflector, Tuscan Bronze Plastic Self-flange

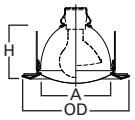

Dimensions**
A: 5-1/8" [130mm]
H: 4-1/5" [107mm]
OD: 7-3/4" [197mm]

6162 Drop Opal Plastic Lens, Self-flange

Showerlight

- Wet location Showerlight
- Non-conductive "dead-front" polymer (plastic) trim and plastic lens
- Torsion spring retention
- Socket supporting internal reflector
- Self-flange trim ring sized to hide gaps caused by construction tolerances

Housings		Max Lamp Compatibility
H7ICT	H7ICAT	
H7RICT	H7RICAT	29W A19
E7ICAT	E7RICAT	

Compatible with Halogen, Incandescent, LED* or CFL* lamps

6162WH
Drop Opal Plastic Lens with Reflector, Frosted Plastic Self-flange

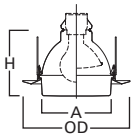

Dimensions**
A: 5-1/8" [130mm]
H: 4-3/4" [122mm]
OD: 7-3/4" [197mm]

6230 Squircle Frost Glass Lens, Metal Trim, Self-flange

Showerlight

- Low profile frost glass lens
- Wet location Showerlight
- Torsion spring retention
- Self-flange low profile metal trim ring
- Socket supporting internal bracket
- Integral rotation adjustment up to +/– 25° for precise alignment with room

Housings		Max Lamp Compatibility
H7ICT	H7ICAT	
H7RICT	H7RICAT	29W A19, 39W PAR30S
E7ICAT	E7RICAT	

Compatible with Halogen, Incandescent, LED* or CFL* lamps

6230AH
Frost Glass Lens, Aluminum Haze Squircle Trim

6230PN
Frost Glass Lens, Polished Nickel Squircle Trim

6230SN
Frost Glass Lens, Satin Nickel Squircle Trim

6230TBZ
Frost Glass Lens, Tuscan Bronze Squircle Trim

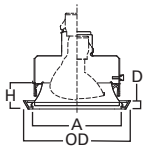

Dimensions**
A: 6" [152mm]
H: 4-1/4" [109mm]
D: 3/4" [20mm]
OD: 7-1/4" [185mm]

6255 Soft Square, Frost Curved Glass Lens, Self-flange

Showerlight

- Low profile curved frost glass lens
- Wet location Showerlight
- Torsion spring retention
- Integral adjustment up to 90° for precise alignment to room
- Non-conductive "dead-front" polymer (plastic) trim ring and glass lens
- Integral rotation adjustment up to +/–25° for precise alignment with room
- Integrated socket supporting reflector for even illumination across lens corner-to-corner

Housings		Max Lamp Compatibility
H7ICT	H7ICAT	
H7RICT	H7RICAT	29W A19, 39W PAR30S
E7ICAT	E7RICAT	

Compatible with Halogen, Incandescent, LED* or CFL* lamps

6255WH
Frost Curved Glass Lens with Reflector, White Plastic Self-flange

6255SN
Frost Curved Glass Lens with Reflector, Satin Nickel Plastic Self-flange

6255TBZ
Frost Curved Glass Lens with Reflector, Tuscan Bronze Plastic Self-flange

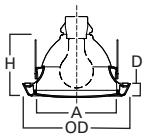

Dimensions**
A: 5-7/8" [149mm]
D: 1" [25mm]
H: 4-1/2" [114mm]
OD: 7-5/8" [194mm]

*UL1993 listed LED & CFL equivalent lamps permitted. Consult lamp manufacturer for conditions of use. Eaton does not warranty the lamp.

****Key: A:** Luminous Aperture, **H:** Height, **OD:** Trim Outside Diameter

Specifications, compliances and dimensions subject to change without notice

Open, Splay & Wall Wash

300 Open Trim with Fixed Socket Bracket

- Open trim for BR30 and PAR30 lamps
- Torsion spring retention
- Socket supporting internal bracket

Housings		Max Lamp Compatibility
H7ICT	H7ICAT	75W PAR30S, 75W PAR30L 65W BR30
H7RICT	H7RICAT	
E7ICAT	E7RICAT	**300P:** 75W PAR30S, 75W PAR30L, 65W BR30 **300SN, 300TBZ:** 60W PAR30S, 60W PAR30L, 50W BR30

Compatible with Halogen, Incandescent, LED* or CFL* lamps

300P
Socket Bracket with White Open Trim

300SN
Socket Bracket with Satin Nickel Open Trim

300TBZ
Socket Bracket with Tuscan Bronze Open Trim

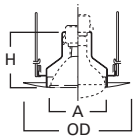

Dimensions**
A: 4-3/4" [122mm]
H: 4-3/4" [122mm]
OD: 7-1/4" [184mm]

327 White Splay Trim with Fixed Socket Bracket

- Splay trim for BR30 and PAR30 lamps
- Torsion spring retention
- Socket supporting internal bracket

Housings		Max Lamp Compatibility
H7ICT	H7ICAT	75W PAR30S, 75W PAR30L, 65W BR30
H7RICT	H7RICAT	
E7ICAT	E7RICAT	

Compatible with Halogen, Incandescent, LED* or CFL* lamps

327P
White Splay Trim with Socket Bracket

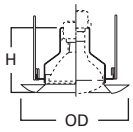

Dimensions**
H: 4-1/2" [114mm]
OD: 7-3/4" [197mm]

328 White Splay Trim

- Splay trim for BR30 and PAR30 lamps
- Coil spring retention

Housings		Max Lamp Compatibility
H7ICT	H7ICAT	50W PAR30S, 75W PAR30L 65W BR30, 75W R30
H7RICT	H7RICAT	
E7ICAT	E7RICAT	50W PAR30S, 75W PAR30L, 65W BR30

Compatible with Halogen, Incandescent, LED* or CFL* lamps

328P
White Splay Trim

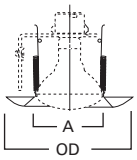

Dimensions**
H: 3-7/8" [98mm]
OD: 7-3/4" [197mm]

430 Wall Wash with Baffle & Full Reflector

- Black or white step baffle with full reflector
- Designed to spread light close to the ceiling to eliminate the "cave effect"
- Torsion spring retention
- Makes installation Air-Tite regardless of housing used

Housings		Max Lamp Compatibility
H7ICT	H7ICAT	40W A19
H7RICT	H7RICAT	
E7ICAT	E7RICAT	29W A19

Compatible with Halogen, Incandescent, LED* or CFL* lamps

430W
White Baffle, White Trim

430P
Black Baffle, White Trim

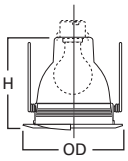

Dimensions**
H: 5" [127mm]
OD: 7-1/4" [184mm]

*UL1993 listed LED & CFL equivalent lamps permitted. Consult lamp manufacturer for conditions of use. Eaton does not warranty the lamp.

****Key: A:** Luminous Aperture, **H:** Height, **OD:** Trim Outside Diameter

E26 Screw Base Housing

H7UICAT

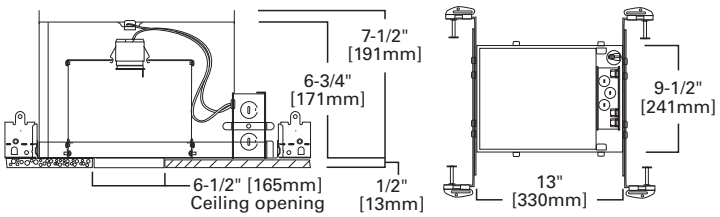

H7UICAT

6" IC, Air-Tite, New Construction Universal Housing, 120V

The H7UICAT universal housing is designed to support the use of higher wattage lamps than single wall housings (depending upon the trim). The H7 recessed housing is the standard in the industry for both light commercial and residential applications. H7 series features full-frame design, robust construction, feed-through listing, and Got Nail! bar hangers. A wide variety of trims allows a number of different lighting effects to be created with one basic housing. H7UICAT is for installations where the housing will be in direct contact with insulation,* and its Air-Tite design will also meet restricted air flow code requirements. May be retrofit with compatible Halo LED lighting systems.

Special Features

- Got Nail!™ bar hangers
- Pass-N-Thru™ bars
- Slide-N-Side™ junction box
- Quick Connect™ push wire nuts
- Air-Tite™ code compliant

Compatible Trims

30	171	378	4041	6109	6150
70	172	404	4261	6120	6160
71	173	419	6100	6121	6162
73	300	420	6101	6125	6215
74	310	424	6102	6126	6222
76	312	425	6103	6130	6230
78	328	426	6106	6145	6255
79	353	429	6107	6146	30SBAT
170	376	430	6108		

Trims for use in Halo listed housings

Select trims are classified for use in other housings, see www.eaton.com/lighting/legal

Features

Housing
- Double wall aluminum construction for greater heat dissipation, and support of higher wattage lamps
- The inner housing can be removed from plaster frame for junction box access
- Pre-installed Air-Tite ready ceiling contact gasket
- Designed for insulated ceilings in direct contact with insulation* (May also be installed in non-insulated ceilings)
- Sealed and gasketed for Air-Tite ready installation

Socket Plate
- Fixed socket position maintains consistent lamp position
- The socket can be detached from the inner housing for use with socket supporting trims

Plaster Frame
Housing adjusts in plaster frame 1-3/8" to accommodate different ceiling thicknesses. Galvanized steel construction. Plaster frame features include:
- Regressed locking screw for securing hanger bars
- Cutouts for easily crimping hanger bars in position
- Halo name embossed on plaster frame

Includes:
- Got Nail!™ bar hangers (Details Pg. 9)
- Pass-N-Thru™ bars (Details Pg. 7)
- Slide-N-Side™ junction box wire traps (Details Pg. 9)
- Quick Connect™ push wire nuts (Details Pg. 9)
- Air-Tite™ code compliant (Details Pg. 9)

Socket
- Porcelain socket with nickel plated brass screw shell
- Snap-in springs secure socket to socket plate, and may be detached when using socket supporting trims
- Overspray protector included

Thermal Protector
Self resetting thermal protector deactivates fixture if overheating occurs due to improper lamping or misapplied insulation

Trims
Halo Fit-All concept offers multiple trim options in a variety of design styles, and functional beam distributions to control beam angle and lumen delivery in accommodating various lamp types including Halogen, CFL and LED

Compliance
- cULus Listed 1598 luminaire
- cULus Listed damp location
- cULus Listed for wet location, covered ceiling, with select trims
- cULus Listed for feed through
- cULus Listed for direct contact with insulation and combustible material*
- Air-Tite code compliant. Certified under ASTM E283; not exceeding 2.0 cfm (0.944 L/s) air leakage rate tested at a 1.57 psf (75 Pa) pressure differential.
- RoHS compliant

*Not to be used in direct contact with spray foam insulation (Consult NEMA LSD57-2013)

Specifications, compliances and dimensions subject to change without notice

Reflectors

30 Reflector, Self-flange

- Self-flange reflector with torsion spring retention
- Accepts a wide range of lamps
- Makes installation Air-Tite regardless of housing used
- Socket supporting reflector

Housing	Max Lamp Compatibility
H7UICAT	100W A19, 75W PAR30S, 75W PAR30L, 100W PAR38, 85W BR30, 100W R30

Compatible with Halogen, Incandescent, LED* or CFL* lamps

30HAT
Haze Reflector, White Trim

30RGAT
Residential Gold Reflector, White Trim

30CAT
Clear Specular Reflector, White Trim

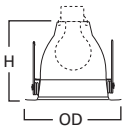

Dimensions**
H: 5" [127mm]
OD: 7-1/4" [184mm]

30SBAT Reflector, Self-flange

- Self-flange reflector with torsion spring retention
- Accepts a wide range of lamps
- Makes installation Air-Tite regardless of housing used
- Socket supporting reflector

Housing	Max Lamp Compatibility
H7UICAT	60W A19, 75W PAR30S, 75W PAR30L, 75W PAR38, 85W BR30, 100W R30

Compatible with Halogen, Incandescent, LED* or CFL* lamps

30SBAT
Specular Black Reflector & Trim

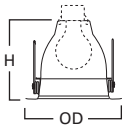

Dimensions**
H: 5" [127mm]
OD: 7-1/4" [184mm]

404 Specular Reflector

- Full reflector for use with A-lamps
- Friction clip retention on housing plaster ring
- Removable trim ring
- Accessories available: TRM6 designer trim rings, OT403 oversize trim ring
- Socket supporting reflector

Housing	Max Lamp Compatibility
H7UICAT	100W A19

Compatible with Halogen, Incandescent, LED* or CFL* lamps

404C
Clear Reflector, White Trim

404H
Haze Reflector, White Trim

404SN
Satin Nickel Reflector, Satin Nickel Trim

404TBZ
Tuscan Bronze Reflector, Tuscan Bronze Trim



Friction Clips install on housing plaster ring

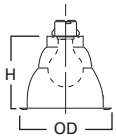

Dimensions**
H: 5" [127mm]
OD: 7-1/4" [184mm]

426 Reflector Cone

- Accepts a wide variety of lamps
- Coil spring retention
- Removable trim ring
- Accessories available: TRM6 designer trim rings, OT403 oversize trim ring

Housing	Max Lamp Compatibility
H7UICAT	75W PAR30S, 75W PAR30L, 100W PAR38, 85W BR30, 100W R30, 100W R40

Compatible with Halogen, Incandescent, LED* or CFL* lamps

426
Clear Specular Reflector Cone, White Trim

426MB
Black Specular Reflector Cone, White Trim

426H
Haze Reflector Cone, White Trim

426SN
Satin Nickel Reflector Cone, Satin Nickel Trim

426TBZ
Tuscan Bronze Reflector Cone, Tuscan Bronze Trim

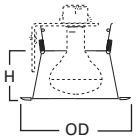

Dimensions**
H: 2-5/8" [67mm]
OD: 7-1/4" [184mm]

*UL1993 listed LED & CFL equivalent lamps permitted. Consult lamp manufacturer for conditions of use. Eaton does not warranty the lamp.

****Key: A:** Luminous Aperture, **H:** Height, **OD:** Trim Outside Diameter

E26 Screw Base Trims

IC Housing: H7UICAT

429 Dayform White Cone, Self-flange

- Contoured sides shield interior view of housing
- Removable trim ring
- Accessories available: TRM6 designer trim rings, OT403 oversize trim ring

Housing	Max Lamp Compatibility
H7UICAT	75W PAR30S, 75W PAR30L, 90W PAR38, 65W BR30, 90W BR40, 75W R30, 100W R40

Compatible with Halogen, Incandescent, LED* or CFL* lamps

429P
White Reflector, White Self-flange

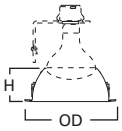

Dimensions**
H: 3" [76mm]
OD: 7-1/4" [184mm]

4041 White Reflector, Self-flange

- Self-flange reflector for use with A-lamps
- Friction clip retention on housing plaster ring
- Accessories available: OT403 oversize trim ring
- Socket supporting reflector

Housing	Max Lamp Compatibility
H7UICAT	100W A19

Compatible with Halogen, Incandescent, LED* or CFL* lamps

4041P
White Reflector, White Self-flange



Friction Clips install on housing plaster ring

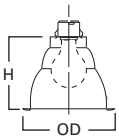

Dimensions**
H: 5-1/4" [133mm]
OD: 7-1/4" [184mm]

4261 White Reflector Cone, Self-flange

- Self-flange reflector cone for use with R and PAR lamps
- Coil spring retention

Housing	Max Lamp Compatibility
H7UICAT	75W PAR30S, 75W PAR30L, 100W PAR38, 85W BR30, 90W BR40, 100W R30, 100W R40

Compatible with Halogen, Incandescent, LED* or CFL* lamps

4261P
White Reflector, White Self-flange

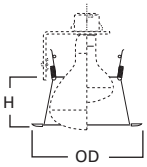

Dimensions**
H: 2-5/8" [67mm]
OD: 7-1/4" [184mm]

6106 Straight Reflector Cone, Self-flange

- Straight sides of cone reflector for large diameter BR40 and PAR38, as well as BR30 and PAR30 lamps
- Self-flange reflector cone
- Coil spring retention
- Slightly oversized ring expands coverage of ceiling gaps and cut-out errors

Housing	Max Lamp Compatibility
H7UICAT	75W PAR30S, 75W PAR30L, 90W PAR38, 65W BR30, 90W BR40

Compatible with Halogen, Incandescent, LED* or CFL* lamps

6106SC
Specular Clear Reflector, White Self-flange

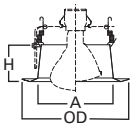

Dimensions**
A: 5-3/8" [137mm]
H: 2-5/8" [68mm]
OD: 7-3/4" [197mm]

6107 Tapered Reflector, Self-flange

- Self-flange reflector cone
- Contoured tapered sides of cone reflector for BR30 and PAR30 lamps
- Coil spring retention
- Self-flange trim ring sized to hide gaps caused by construction tolerances

Housing	Max Lamp Compatibility
H7UICAT	75W PAR30S, 75W PAR30L, 65W BR30

Compatible with Halogen, Incandescent, LED* or CFL* lamps

6107SC
Specular Clear Reflector, White Self-flange

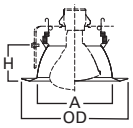

Dimensions**
A: 5-3/8" [137mm]
H: 2-5/8" [65mm]
OD: 7-3/4" [197mm]

*UL1993 listed LED & CFL equivalent lamps permitted. Consult lamp manufacturer for conditions of use. Eaton does not warranty the lamp.
****Key: A:** Luminous Aperture, **H:** Height, **OD:** Trim Outside Diameter

Specifications, compliances and dimensions subject to change without notice

6120 Full Cone Reflector, Self-flange

- Full cone reflector
- Torsion spring retention
- Socket supporting reflector
- Self-flange trim ring sized to hide gaps caused by construction tolerances
- Makes installation Air-Tite regardless of housing used

Housing	Max Lamp Compatibility
H7UICAT	72W A19, 75W PAR30S, 75W PAR30L, 85W BR30, 90W PAR38, 90W BR40

Compatible with Halogen, Incandescent, LED* or CFL* lamps

6120WH
White Reflector, White Self-flange

6120SN
Satin Nickel Reflector, Satin Nickel Self-flange

6120TBZ
Tuscan Bonze Reflector, Tuscan Bronze Self-flange

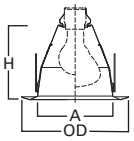

Dimensions**
A: 5-3/8" [137mm]
H: 5-3/8" [138mm]
OD: 7-3/4" [197mm]

6121 Shallow Full Cone Reflector, Self-flange

- Shallow full cone reflector
- Torsion spring retention
- Self-flange trim ring sized to hide gaps caused by construction tolerances

Housing	Max Lamp Compatibility
H7UICAT	72W A19, 75W PAR30S, 75W PAR30L, 85W BR30

Compatible with Halogen, Incandescent, LED* or CFL* lamps

6121WH
White Reflector, White Self-flange

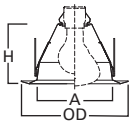

Dimensions**
A: 5-3/8" [137mm]
H: 4-3/8" [110mm]
OD: 7-3/4" [197mm]

Baffles

30 Baffle, Self-flange

- Self-flange metal baffle, with upper reflector
- Socket supporting baffle
- Torsion spring retention
- Accepts a wide range of lamps
- Makes installation Air-Tite regardless of housing used

Housing	Max Lamp Compatibility
H7UICAT	75W A19, 75W PAR30S, 75W PAR30L, 100W PAR38, 85W BR30, 100W R30

Compatible with Halogen, Incandescent, LED* or CFL* lamps

30WAT
White Baffle & Reflector, White Trim

30WATH
White Baffle & Clear Reflector, White Trim

30PAT
Black Baffle & Clear Reflector, White Trim

30SNAT
Satin Nickel Baffle & Reflector, Satin Nickel Trim

30TBZAT
Tuscan Bronze Baffle & Reflector, Tuscan Bronze Trim

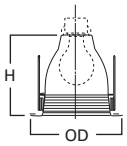

Dimensions**
H: 5" [127mm]
OD: 7-1/4" [184mm]

310 Coilex® Baffle

- Black or white phenolic Coilex baffle with white metal trim ring
- Removable trim ring
- Accessories available: TRM6 designer trim rings, OT403 oversize trim ring
- Coil spring retention

Housing	Max Lamp Compatibility
H7UICAT	75W PAR30S, 75W PAR30L, 90W PAR38, 65W BR30, 90W BR40, 75W R30, 100W R40

Compatible with Halogen, Incandescent, LED* or CFL* lamps

310W
White Coilex Baffle, White Trim

310P
Black Coilex Baffle, White Trim

310SN
Satin Nickel Coilex Baffle, Satin Nickel Trim

310TBZ
Tuscan Bronze Coilex Baffle, Tuscan Bronze Trim

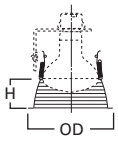

Dimensions**
H: 3-1/16" [78mm]
OD: 7-1/4" [184mm]

*UL1993 listed LED & CFL equivalent lamps permitted. Consult lamp manufacturer for conditions of use. Eaton does not warranty the lamp.

****Key: A:** Luminous Aperture, **H:** Height, **OD:** Trim Outside Diameter

E26 Screw Base Trims

IC Housing: H7UICAT

312 Coilex® Baffle

- Black or white phenolic Coilex baffle with white metal trim ring
- Contoured, tapered sides of 312 baffle features smaller lamp opening to conceal interior view of housing when used with PAR lamps
- Removable trim ring
- Accessories available: TRM6 designer trim rings, OT403 oversize trim ring
- Coil spring retention

Housing	Max Lamp Compatibility
H7UICAT	75W PAR30L, 65W BR30, 75W R30

Compatible with Halogen, Incandescent, LED* or CFL* lamps

312W
White Baffle, White Trim

312P
Black Baffle, White Trim

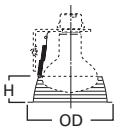

Dimensions**
H: 2-1/4" [57mm]
OD: 7-1/4" [184mm]

353 Metal Baffle

- Metallic finish trim rings and baffles
- Coil spring retention
- Removable trim ring

Housing	Max Lamp Compatibility
H7UICAT	75W PAR30S, 75W PAR30L, 90W PAR38, 65W BR30, 90W BR40, 75W R30, 100W R40

Compatible with Halogen, Incandescent, LED* or CFL* lamps

353SN
Satin Nickel Baffle,
Satin Nickel Trim

353TBZ
Tuscan Bronze Baffle,
Tuscan Bronze Trim

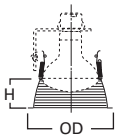

Dimensions**
H: 3" [76mm]
OD: 7-1/4" [184mm]

6100 Tapered Metal Baffle with (2) Trim Rings

- Contoured tapered sides of metal baffle for BR30 and PAR30 lamps
- Two plastic removable trim rings included narrow 7.25" OD and wide oversized 8.00" OD
- Coil spring retention

Housing	Max Lamp Compatibility
H7UICAT	75W PAR30S, 75W PAR30L, 65W BR30, 90W BR40

Compatible with Halogen, Incandescent, LED* or CFL* lamps

6100WB
White Baffle, Narrow & Wide
White Trims (Included)

6100BB
Black Baffle, Narrow & Wide
White Trims (Included)

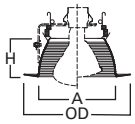

Dimensions**
A: 5-3/4" [148mm]
H: 2-7/8" [74mm]
OD: 7-1/4" [184mm] Narrow
OD: 8" [203mm] Wide

6101 Straight Metal Baffle with (2) Trim Rings

- Straight sides of metal baffle for large diameter lamps
- Two plastic removable trim rings included narrow 7.25" OD and wide 8.00" OD
- Coil spring retention

Housing	Max Lamp Compatibility
H7UICAT	75W PAR30S, 75W PAR30L, 90W PAR38, 65W BR30, 90W BR40

Compatible with Halogen, Incandescent, LED* or CFL* lamps

6101WB
White Baffle, Narrow & Wide
White Trim (Included)



6101BB
Black Baffle, Narrow & Wide
White Trim (Included)

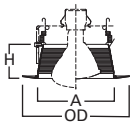

Dimensions**
A: 5-5/8" [144mm]
H: 2-5/8" [66mm]
OD: 7-1/8" [184mm] Narrow
OD: 8" [203mm] Wide

*UL1993 listed LED & CFL equivalent lamps permitted. Consult lamp manufacturer for conditions of use. Eaton does not warranty the lamp.
****Key: A:** Luminous Aperture, **H:** Height, **OD:** Trim Outside Diameter

Specifications, compliances and dimensions subject to change without notice

6102 Tapered Metal Baffle, Self-flange

- Contoured tapered sides of metal baffle
- Coil spring retention
- Self-flange trim ring sized to hide gaps caused by construction tolerances

Housing	Max Lamp Compatibility
H7UICAT	75W PAR30S, 75W PAR30L, 65W BR30, 90W BR40

Compatible with Halogen, Incandescent, LED* or CFL* lamps

6102WB
White Baffle, White Self-flange

6102BB
Black Baffle, White Self-flange

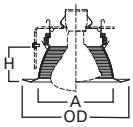

Dimensions**
A: 5-3/8" [137mm]
H: 2-5/8" [65mm]
OD: 7-3/4" [197mm]

6103 Straight Metal Baffle, Self-flange

- Straight sides of metal baffle for large diameter lamps
- Coil spring retention
- Self-flange trim ring sized to hide gaps caused by construction tolerances

Housing	Max Lamp Compatibility
H7UICAT	75W PAR30S, 75W PAR30L, 90W PAR38, 65W BR30, 90W BR40

Compatible with Halogen, Incandescent, LED* or CFL* lamps

6103WB
White Baffle, White Self-flange

6103BB
Black Baffle, White Self-flange

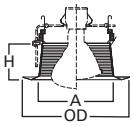

Dimensions**
A: 5-3/8" [137mm]
H: 2-5/8" [68mm]
OD: 7-3/4" [197mm]

6108 Coilex® Straight Plastic Baffle, Self-flange

- Straight sides of Coilex baffle for large diameter BR30 and PAR30 lamps
- Coil spring retention
- Self-flange trim ring sized to hide gaps caused by construction tolerances

Housing	Max Lamp Compatibility
H7UICAT	60W PAR30S, 75W PAR30L, 90W PAR38, 65W BR30, 70W BR40

Compatible with Halogen, Incandescent, LED* or CFL* lamps

6108WB
White Plastic Straight Coilex Baffle, White Self-flange

6108BB
Black Plastic Straight Coilex Baffle, White Self-flange

6108BKBB
Black Plastic Straight Coilex Baffle, Black Self-flange

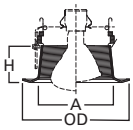

Dimensions**
A: 5-3/8" [137mm]
H: 2-5/8" [68mm]
OD: 7-3/4" [197mm]

6109 Coilex® Tapered Baffle, Self-flange

- Contoured tapered sides of Coilex baffle for BR30 and PAR30 lamps
- Coil spring retention
- Self-flange trim ring sized to hide gaps caused by construction tolerances

Housing	Max Lamp Compatibility
H7UICAT	50W PAR30S, 75W PAR30L, 45W PAR38, 65W BR30, 85W BR40

Compatible with Halogen, Incandescent, LED* or CFL* lamps

6109WB
White Plastic Tapered Coilex Baffle, White Self-flange

6109BB
Black Plastic Tapered Coilex Baffle, White Self-flange

6109BKBB
Black Plastic Tapered Coilex Baffle, Black Self-flange

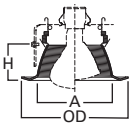

Dimensions**
A: 5-3/8" [137mm]
H: 2-5/8" [65mm]
OD: 7-3/4" [197mm]

6125 Full Cone Baffle, Self-flange

- Full cone baffle
- Torsion spring retention
- Socket supporting baffle
- Self-flange trim ring sized to hide gaps caused by construction tolerances

Housing	Max Lamp Compatibility
H7UICAT	72W A19, 75W PAR30S, 75W PAR30L, 85W BR30, 90W PAR38, 90W BR40

Compatible with Halogen, Incandescent, LED* or CFL* lamps

6125WB
White Baffle, White Self-flange

6125BB
Black Baffle, White Self-flange

6125BKBB
Black Baffle, Black Self-flange

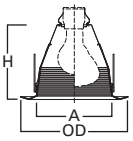

Dimensions**
A: 5-3/8" [137mm]
H: 5-3/8" [138mm]
OD: 7-3/4" [197mm]

*UL1993 listed LED & CFL equivalent lamps permitted. Consult lamp manufacturer for conditions of use. Eaton does not warranty the lamp.

****Key: A:** Luminous Aperture, **H:** Height, **OD:** Trim Outside Diameter

E26 Screw Base Trims

IC Housing: H7UICAT

6126 Shallow Full Cone Baffle, Self-flange

- Shallow full cone baffle for A19 and PAR30 lamps
- Torsion spring retention
- Socket supporting baffle
- Self-flange trim ring sized to hide gaps caused by construction tolerances

Housing	Max Lamp Compatibility
H7UICAT	72W A19, 75W PAR30S, 75W PAR30L, 85W BR30

Compatible with Halogen, Incandescent, LED* or CFL* lamps

6126WB
White Baffle, White Self-flange

6126BB
Black Baffle, White Self-flange

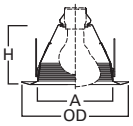

Dimensions**
A: 5-3/8" [137mm]
H: 4-3/8" [110mm]
OD: 7-3/4" [197mm]

Adjustable – Eyeballs & Gimbals

74 Eyeball 30° Tilt, Self-flange

- Provides optimum position for PAR30S lamps
- Torsion spring retention
- Socket supporting eyeball

Housing	Max Lamp Compatibility
H7UICAT	75W PAR30

Compatible with Halogen, Incandescent, LED* or CFL* lamps

74P
White Eyeball, White Trim

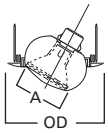

Dimensions**
A: 3-7/8" [98mm]
OD: 8" [203mm]

76 Gimbal 30° Tilt, Self-flange

- For use with PAR38 lamps
- 30° tilt
- Torsion spring retention

Housing	Max Lamp Compatibility
H7UICAT	45W PAR38 (Side prong lamp recommended)

Compatible with Halogen, Incandescent, LED* or CFL* lamps

76P
White Gimbal, White Trim



Dimensions**
OD: 8" [203mm]

78 Eyeball 30° Tilt, Self-flange

- 30° tilt, 360° rotation
- Torsion spring retention
- Wide choice of finishes for any decor
- Socket supporting eyeball
- 78PAT makes installation Air-Tite regardless of housing used

Housing	Max Lamp Compatibility
H7UICAT	75W PAR30S, 75W PAR30L, 85W BR30, 100W R30

Compatible with Halogen, Incandescent, LED* or CFL* lamps

78P
White Eyeball, White Trim

78PAT
White Eyeball, White Trim

78SN
Satin Nickel Eyeball, Satin Nickel Trim

78TBZ
Tuscan Bronze Eyeball, Tuscan Bronze Trim

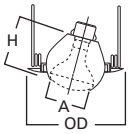

Dimensions**
A: 4" [100mm]
H: 4-1/8" [105mm]
OD: 8" [203mm]

376 Regressed Gimbal 30° Tilt, Self-flange

- 30° tilt
- Regressed gimbal with baffle
- Torsion spring retention
- Socket supporting gimbal

Housing	Max Lamp Compatibility
H7UICAT	75W PAR30

Compatible with Halogen, Incandescent, LED* or CFL* lamps

376W
White Baffle, White Trim

376P
Black Baffle, White Trim

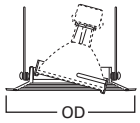

Dimensions**
OD: 7-1/4" [184mm]

*UL1993 listed LED & CFL equivalent lamps permitted. Consult lamp manufacturer for conditions of use. Eaton does not warranty the lamp.
****Key: A:** Luminous Aperture, **H:** Height, **OD:** Trim Outside Diameter

Specifications, compliances and dimensions subject to change without notice

378 Regressed Gimbal with Splay 25° Tilt, Self-flange

- 25° tilt
- Regressed gimbal with splay trim
- Removable trim ring
- Accessories available: TRM6 designer trim rings, OT403 oversize trim ring
- Friction clips on trim
- Socket supporting gimbal

Housing	Max Lamp Compatibility
H7UICAT	75W PAR30

Compatible with Halogen, Incandescent, LED* or CFL* lamps

378P
White Splay, White Trim

378
Specular Clear Splay, White Trim



Friction Clips on Trim

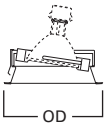

Dimensions**
OD: 7-1/4" [184mm]

419 Regressed Eyeball with Splay 25° Tilt

- Regressed eyeball for use with splay
- 25° Tilt, 358° rotation
- Accessories available: TRM6 designer trim rings, OT403 oversize trim ring
- Removable trim ring
- Socket supporting trim

Housing	Max Lamp Compatibility
H7UICAT	75W PAR30

Compatible with Halogen, Incandescent, LED* or CFL* lamps

419P
White Eyeball & Splay, White Trim

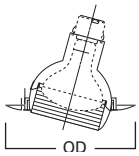

Dimensions**
OD: 7-1/4" [184mm]

420 Regressed Eyeball 30° Tilt, Self-flange

- Regressed eyeball with baffle
- Removable trim ring
- Accessories available: TRM6 designer trim rings, OT403 oversize trim ring
- Socket supporting eyeball

Housing	Max Lamp Compatibility
H7UICAT	75W PAR30S, 75W PAR30L, 65W BR30

Compatible with Halogen, Incandescent, LED* or CFL* lamps

420W
White Eyeball & Baffle, White Trim

420P
White Eyeball & Black Baffle, White Trim

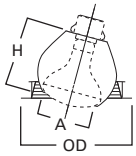

Dimensions**
A: 4" [100mm]
H: 4" [102mm]
OD: 7-1/4" [184mm]

6130 Eyeball 35° Tilt, Self-flange

- 35° tilt, 360° rotation
- Adjustable eyeball trim for BR30 and PAR30 lamps
- Torsion spring retention
- Socket supporting eyeball
- Self-flange trim ring sized to hide gaps caused by construction tolerances

Housing	Max Lamp Compatibility
H7UICAT	75W PAR30S, 75W PAR30L, 65W BR30

Compatible with Halogen, Incandescent, LED* or CFL* lamps

6130WH
White Eyeball, White Self-flange

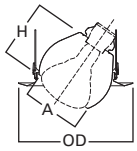

Dimensions**
A: 3-7/8" [100mm]
H: 3-7/8" [100mm]
OD: 7-3/4" [197mm]

6215 Double Gimbal 30°-50° Tilt, Self-flange

- 30°-50° tilt, 360° rotation
- 50° tilt with double gimbal design using compound angles
- Double gimbal for PAR30 lamps
- Torsion spring retention
- Shallow housings are compatible with PAR30 short-neck lamps
- Socket supporting gimbal
- Self-flange trim ring sized to hide gaps caused by construction tolerances

Housing	Max Lamp Compatibility
H7UICAT	75W PAR30S, 75W PAR30L

Compatible with Halogen, Incandescent, LED* or CFL* lamps

6215WH
White Gimbal, White Self-flange

6215BK
Black Gimbal, Black Self-flange

6215SN
Satin Nickel Gimbal, Satin Nickel Self-flange

6215TBZ
Tuscan Bronze Gimbal, Tuscan Bronze Self-flange

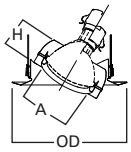

Dimensions**
A: 3-3/8" [84mm]
H: 2" [51mm]
OD: 7-3/4" [197mm]

*UL1993 listed LED & CFL equivalent lamps permitted. Consult lamp manufacturer for conditions of use. Eaton does not warranty the lamp.

****Key: A:** Luminous Aperture, **H:** Height, **OD:** Trim Outside Diameter

E26 Screw Base Trims

IC Housing: H7UICAT

6222 Regressed Angle Cut Adjustable Gimbal, 45° Tilt, Self-flange

- 45° tilt, 360° rotation
- Fully regressed gimbal – self-flange ring
- Torsion spring retention
- Socket supporting gimbal
- Reflector and baffle options
- Accommodates tilt of gimbal in a full regressed cut cone
- Self-flange trim ring sized to hide gaps caused by construction tolerances

Housing	Max Lamp Compatibility
H7UICAT	60W PAR30S, 75W PAR30L

Compatible with Halogen, Incandescent, LED* or CFL* lamps

6222WB
White Baffle,
White Trim

6222BB
Black Baffle,
White Trim

6222SC
Specular Clear Reflector
White Trim

6222H
Haze Reflector,
White Trim

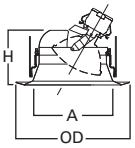

Dimensions**
A: 3-3/4" [95mm]
H: 5-3/8" [137mm]
OD: 7-3/4" [197mm]

Lenses & Wet Location Showerlights

70 Albalite Glass Lens

- White trim, glass Albalite lens
- PS version features "dead-front" construction and is wet location listed for use in showers
- PS version features non-conductive, non-corrosive polymer (plastic) trim ring
- Torsion spring retention

Housing	Max Lamp Compatibility
H7UICAT	40W A19

Compatible with Halogen, Incandescent, LED* or CFL* lamps

70P
Albalite Glass Lens,
White Trim

70PS
Albalite Glass Lens,
White Polymer Trim,
Wet Location
Showerlight

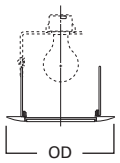

Dimensions**
OD: 8" [203mm]

71 Drop Opal Glass Lens

- White trim, drop opal glass lens
- PS version features "dead-front" construction and is wet location listed for use in showers
- PS version features non-conductive, non-corrosive polymer (plastic) trim ring
- Torsion spring retention

Housing	Max Lamp Compatibility
H7UICAT	40W A19

Compatible with Halogen, Incandescent, LED* or CFL* lamps

71P
Drop Opal Glass Lens,
White Trim

71PS
Drop Opal Glass Lens,
White Polymer Trim,
Wet Location
Showerlight

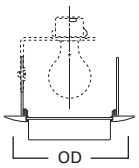

Dimensions**
OD: 8" [203mm]

73 Fresnel Glass Lens

- White trim with glass Fresnel lens
- PS version features "dead-front" construction and is wet location listed for use in showers
- PS version features non-conductive, non-corrosive polymer (plastic) trim ring
- Torsion spring retention

Housing	Max Lamp Compatibility
H7UICAT	40W A19

Compatible with Halogen, Incandescent, LED* or CFL* lamps

73P
Fresnel Glass Lens,
White Trim

73PS
Fresnel Glass Lens,
White Polymer Trim,
Wet Location
Showerlight

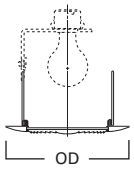

Dimensions**
OD: 8" [203mm]

*UL1993 listed LED & CFL equivalent lamps permitted. Consult lamp manufacturer for conditions of use. Eaton does not warranty the lamp.
****Key: A:** Luminous Aperture, **H:** Height, **OD:** Trim Outside Diameter

Specifications, compliances and dimensions subject to change without notice

170 Albalite Lens with Reflector

- White trim with Albalite glass lens
- PS version features non-conductive, non-corrosive gasketed polymer (plastic) trim ring
- PS version is "dead-front" construction and is wet location listed for use in showers
- Torsion spring retention
- PS version is Air-Tite; making any installation Air-Tite

Housing	Max Lamp Compatibility
H7UICAT	40W A19

Compatible with Halogen, Incandescent, LED* or CFL* lamps

170P
Albalite Lens, White Trim

170PS
Albalite Lens, Polymer White Trim

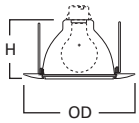

Dimensions**
H: 4" [102mm]
OD: 8" [203mm]

171 Drop Opal Glass Lens with Reflector

- White trim with drop opal glass lens
- PS version features non-conductive, non-corrosive gasketed polymer (plastic) trim ring
- PS version is "dead-front" construction and is wet location listed for use in showers
- Torsion spring retention
- PS version is Air-Tite; making any installation Air-Tite

Housing	Max Lamp Compatibility
H7UICAT	60W A19

Compatible with Halogen, Incandescent, LED* or CFL* lamps

171P
Drop Opal Lens, White Trim

171PS
Drop Opal Lens, White Polymer Trim

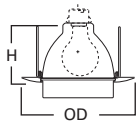

Dimensions**
H: 4" [102mm]
OD: 8" [203mm]

172 Dome Glass Lens with Reflector

- Frosted glass dome
- Wet location listed for use in showers
- Non-conductive, non-corrosive gasketed polymer (plastic) trim ring
- Torsion spring retention
- Air-Tite trim makes any installation Air-Tite

Housing	Max Lamp Compatibility
H7UICAT	75W A19, 75W PAR30

Compatible with Halogen, Incandescent, LED* or CFL* lamps

172PS
Frosted Glass Dome,
White Polymer Trim

172SNS
Frosted Glass Dome,
Satin Nickel Polymer Trim

172TBZS
Frosted Glass Dome,
Tuscan Bronze Polymer Trim

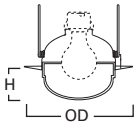

Dimensions**
H: 2-1/8" [54mm]
OD: 7-3/4" [197mm]

173 Fresnel Lens with Reflector

- White trim with glass Fresnel lens
- PS version features non-conductive, non-corrosive gasketed polymer (plastic) trim ring
- PS version is "dead-front" construction and is wet location listed for use in showers
- Torsion spring retention
- PS version is Air-Tite; making any installation Air-Tite

Housing	Max Lamp Compatibility
H7UICAT	60W A19

Compatible with Halogen, Incandescent, LED* or CFL* lamps

173P
Fresnel Lens, White Trim

173PS
Fresnel Lens, White Polymer Trim

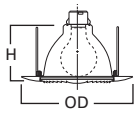

Dimensions**
H: 4" [102mm]
OD: 8" [203mm]

*UL1993 listed LED & CFL equivalent lamps permitted. Consult lamp manufacturer for conditions of use. Eaton does not warranty the lamp.

****Key: A:** Luminous Aperture, **H:** Height, **OD:** Trim Outside Diameter

E26 Screw Base Trims

IC Housing: H7UICAT

6145 Open Wet Location, Shallow Reflector, Self-flange

Showerlight

- Open wet location shallow Showerlight for PAR30 and PAR38 outdoor rated lamps ONLY
- Torsion spring retention
- Socket supporting cone
- Self-flange trim ring sized to hide gaps caused by construction tolerances

Housing	Max Lamp Compatibility
H7UICAT	75W PAR30S, 75W PAR30L, 90W PAR38

Compatible with Halogen, Incandescent, LED* or CFL* lamps

6145WH
White Shallow Reflector, White Self-flange

6145SN
Satin Nickel Shallow Reflector, Satin Nickel Self-flange

6145TBZ
Tuscan Bronze Shallow Reflector, Tuscan Bronze Self-flange

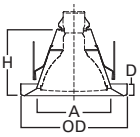

Dimensions**
A: 5-3/8" [136mm]
D: 7/8 [22mm]
H: 4-7/8" [123mm]
OD: 7-3/4" [197mm]

Outdoor Rated Lamp ONLY (Purchase Separately)

Lamp Gasket
(Included)

6146 Open Wet Location, Full Reflector Self-flange

Showerlight

- Open wet location Showerlight for PAR30 and PAR38 outdoor rated lamps ONLY
- Torsion spring retention
- Socket supporting cone
- Self-flange trim ring sized to hide gaps caused by construction tolerances

Housing	Max Lamp Compatibility
H7UICAT	75W PAR30S, 75W PAR30L, 90W PAR38

Compatible with Halogen, Incandescent, LED* or CFL* lamps

6146WH
White Reflector, White Self-flange

6146SN
Satin Nickel Reflector, Satin Nickel Self-flange

6146TBZ
Tuscan Bronze Reflector, Tuscan Bronze Self-flange

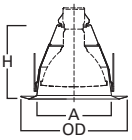

Dimensions**
A: 5-3/8" [137mm]
H: 5-3/8" [138mm]
OD: 7-3/4" [197mm]

Outdoor Rated Lamp ONLY (Purchase Separately)

Lamp Gasket
(Included)

6150 Low Profile, Frosted Glass Dome Lens, Self-flange

Showerlight

- Low profile, frosted glass dome lens
- Wet location Showerlight
- Torsion spring retention
- Non-conductive "dead-front" polymer (plastic) trim ring and glass lens
- Socket supporting internal reflector
- Self-flange trim ring sized to hide gaps caused by construction tolerances

Housing	Max Lamp Compatibility
H7UICAT	43W A19, 50W PAR30S

Compatible with Halogen, Incandescent, LED* or CFL* lamps

6150WH
Frosted Glass Dome Lens with Reflector, White Plastic Self-flange

6150SN
Frosted Glass Dome Lens with Reflector, Satin Nickel Plastic Self-flange

6150TBZ
Frosted Glass Dome Lens with Reflector, Tuscan Bronze Plastic Self-flange

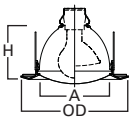

Dimensions**
A: 5-1/8" [130mm]
H: 4-1/5" [107mm]
OD: 7-3/4" [197mm]

6160 Drop White Plastic Lens, Self-flange

Showerlight

- Wet location Showerlight
- Non-conductive "dead-front" polymer (plastic) trim and lens
- Torsion spring retention

Housing	Max Lamp Compatibility
H7UICAT	29W A19, 39W PAR30S

Compatible with Halogen, Incandescent, LED* or CFL* lamps

6160WH
Drop White Plastic Lens, White Plastic Self-flange

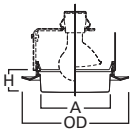

Dimensions**
A: 5-1/8" [130mm]
H: 1-5/8" [41mm]
OD: 7-3/4" [197mm]

*UL1993 listed LED & CFL equivalent lamps permitted. Consult lamp manufacturer for conditions of use. Eaton does not warranty the lamp.

****Key: A:** Luminous Aperture, **H:** Height, **OD:** Trim Outside Diameter

Specifications, compliances and dimensions subject to change without notice

6162 Drop Opal Plastic Lens, Self-flange

Showerlight

- Wet location Showerlight
- Non-conductive "dead-front" polymer (plastic) trim and lens
- Torsion spring retention
- Socket supporting internal reflector
- Self-flange trim ring sized to hide gaps caused by construction tolerances

Housing	Max Lamp Compatibility
H7UICAT	29W A19

Compatible with Halogen, Incandescent, LED* or CFL* lamps

6162WH
Drop Opal Plastic Lens with Reflector, Frosted Plastic Self-flange

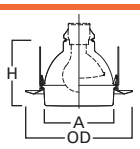

Dimensions**
A: 5-1/8" [130mm]
H: 4-3/4" [122mm]
OD: 7-3/4" [197mm]

6230 Squircle Frost Glass Lens, Metal Trim, Self-flange

Showerlight

- Low profile frost glass lens
- Wet location Showerlight
- Torsion spring retention
- Self-flange low profile metal trim ring
- Socket supporting internal bracket
- Integral rotation adjustment up to +/– 25° for precise alignment with room

Housing	Max Lamp Compatibility
H7UICAT	43W A19, 39W PAR30S

Compatible with Halogen, Incandescent, LED* or CFL* lamps

6230AH
Frost Glass Lens, Aluminum Haze Squircle Trim

6230PN
Frost Glass Lens, Polished Nickel Squircle Trim

6230SN
Frost Glass Lens, Satin Nickel Squircle Trim

6230TBZ
Frost Glass Lens, Tuscan Bronze Squircle Trim

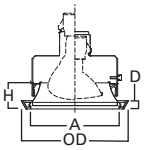

Dimensions**
A: 6" [152mm]
H: 4-1/4" [109mm]
D: 3/4" [20mm]
OD: 7-1/4" [185mm]

6255 Soft Square, Frost Curved Glass Lens, Self-flange

- Low profile curved frost glass lens
- Wet location Showerlight for A19 lamps
- Torsion spring retention
- Integral adjustment up to 90° for precise alignment to room
- Non-conductive "dead-front" polymer (plastic) trim ring and glass lens
- Integral rotation adjustment up to +/–25° for precise alignment with room
- Integrated socket supporting reflector for even illumination across lens corner-to-corner

Housing	Max Lamp Compatibility
H7UICAT	43W A19, 39W PAR30S

Compatible with Halogen, Incandescent, LED* or CFL* lamps

6255WH
Frost Curved Glass Lens with Reflector, White Plastic Self-flange

6255SN
Frost Curved Glass Lens with Reflector, Satin Nickel Plastic Self-flange

6255TBZ
Frost Curved Glass Lens with Reflector, Tuscan Bronze Plastic Self-flange

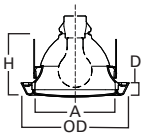

Dimensions**
A: 5-7/8" [149mm]
D: 1" [25mm]
H: 4-1/2" [114mm]
OD: 7-5/8" [194mm]

Open, Splay & Wall Wash

79 Pinhole Trim

- 1-7/8" open pinhole for R20 lamp
- Torsion spring retention

Housing	Max Lamp Compatibility
H7UICAT	50W PAR30

Compatible with Halogen, Incandescent, LED* or CFL* lamps

79
Pinhole Trim

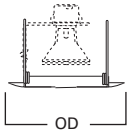

Dimensions**
OD: 8" [203mm]

*UL1993 listed LED & CFL equivalent lamps permitted. Consult lamp manufacturer for conditions of use. Eaton does not warranty the lamp.
****Key: A:** Luminous Aperture, **H:** Height, **OD:** Trim Outside Diameter

E26 Screw Base Trims

IC Housing: H7UICAT

300 Open Trim with Fixed Socket Bracket

- Open trim for BR30 and PAR30 lamps
- Torsion spring retention
- Socket supporting internal bracket

Housing	Max Lamp Compatibility
H7UICAT	75W PAR30S, 75W PAR30L, 85W BR30, 100W R30

Compatible with Halogen, Incandescent, LED* or CFL* lamps

300P
Socket Bracket with White Open Trim

300SN
Socket Bracket with Satin Nickel Open Trim

300TBZ
Socket Bracket with Tuscan Bronze Open Trim

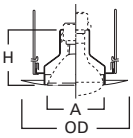

Dimensions**
A: 4-3/4" [122mm]
H: 4-3/4" [122mm]
OD: 7-1/4" [184mm]

328 White Splay Trim

- Splay trim for BR30 and PAR30 lamps
- Coil spring retention

Housing	Max Lamp Compatibility
H7UICAT	75W PAR30S, 75W PAR30L, 65W BR30, 75W R30

Compatible with Halogen, Incandescent, LED* or CFL* lamps

328P
White Splay Trim

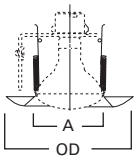

Dimensions**
A: 3-7/8" [98mm]
OD: 7-3/4" [197mm]

424 Open Wall Wash / Reflector Downlight

- Designed to spread light on cabinets or wall close to ceiling and provide downlighting on counters

Housing	Max Lamp Compatibility
H7UICAT	60W A19

Compatible with Halogen, Incandescent, LED* or CFL* lamps

424P
Open Wall Wash and Downlight, White Trim

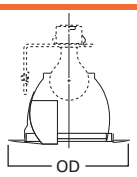

Dimensions**
OD: 7-1/4" [184mm]

425 Wall Wash with Coilex® Baffle and Scoop Reflector

- Black or white Phenolic Coilex® baffle with scoop reflector
- Designated to spread light close to ceiling
- Coil spring retention

Housing	Max Lamp Compatibility
H7UICAT	50W R30

Compatible with Halogen, Incandescent, LED* or CFL* lamps

425W
White Baffle, White Trim

425P
Black Baffle, White Trim

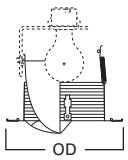

Dimensions**
OD: 7-1/4" [184mm]

430 Wall Wash with Baffle & Full Reflector

- Black or white step baffle with full reflector
- Designed to spread light close to the ceiling to eliminate the "cave effect"
- Torsion spring retention
- Makes installation Air-Tite regardless of housing used

Housing	Max Lamp Compatibility
H7UICAT	60W A19, 50W TB19, 60W BT15, 60W MB19

Compatible with Halogen, Incandescent, LED* or CFL* lamps

430W
White Baffle, White Trim

430P
Black Baffle, White Trim

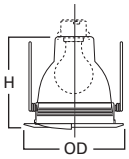

Dimensions**
H: 5" [127mm]
OD: 7-1/4" [184mm]

Specifications, compliances and dimensions subject to change without notice

E26 Screw Base IC Housing - No Socket Bracket

H7ICTNB

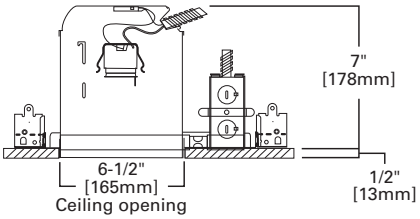

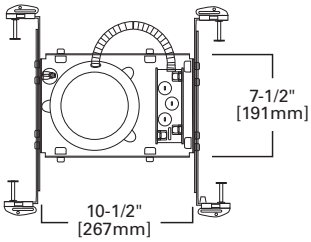

H7ICTNB

6" IC, New Construction Housing, No Socket Bracket, 120V

The H7 recessed housing is the standard in the industry for both light commercial and residential applications. H7 series features full-frame design, robust construction, feed-through listing, Got Nail! bar hangers; and may support use of higher wattage lamps. A wide variety of trims allows a number of different lighting effects to be created with one basic housing. H7ICTNB is for installations where the housing will be in direct contact with insulation*. May be retrofit with compatible Halo LED lighting systems.

The H7ICTNB can save installation time. It is designed without a socket plate for use with socket supporting trims only. With these trims there is no need to spend time removing the socket plate and the fixed lamp position of socket supporting trims saves on lamp adjustment time too. H7ICTNB may be converted into Air-Tite installation when used with Air-Tite trims.

Special Features

Got Nail!™ bar hangers
q-Channel bars with Pass-N-Thru™
Slide-N-Side™ junction box
Quick Connect™ push wire nuts

Compatible Socket Supporting Trims

30◊	172◊	404	6120	6145	6215
74	173◊	420	6121	6146	6222
76	300	430◊	6125	6150	6230
78◊	327	478	6126	6162	6255
170◊	376	4041	6130	6170	30SBAT◊
171◊	378				

Trims for use in Halo listed housings

Select trims are classified for use in other housings, see www.eaton.com/lighting/legal

◊ Air-Tite trims can make the H7ICTNB installation ASTM E283 compliant

Features

Housing
- Single wall aluminum housing
- Aluminum construction for greater heat dissipation
- Housing can be removed from the plaster frame for junction box access
- Designed for insulated ceilings in direct contact with insulation* (May also be installed in non-insulated ceilings)

Plaster Frame
- Housing adjusts in plaster frame to accommodate up to 1" ceiling thickness
- Galvanized steel construction
- Plaster frame features include:
  - Regressed locking screw for securing hanger bars
  - Cutouts for easily crimping hanger bars in position
  - Halo name embossed on plaster frame
  - The housing may be removed from plaster frame to provide access to the junction box

Includes:
- Got Nail!™ bar hangers (Details Pg. 9)
- q-Channel bars with Pass-N-Thru™ (Details Pg. 9)
- Slide-N-Side™ junction box wire traps (Details Pg. 9)
- Quick Connect™ push wire nuts (Details Pg. 9)

Socket
- Porcelain socket with nickel plated brass screw shell
- Snap-in springs secure socket to socket plate, and may be detached when using socket supporting trims
- Overspray protector included

Thermal Protector
Self resetting thermal protector deactivates fixture if overheating occurs due to improper lamping or misapplied insulation

Trims
Halo Fit-All concept offers multiple trim options in a variety of design styles, and functional beam distributions to control beam angle and lumen delivery in accommodating various lamp types including Halogen, CFL and LED

Compliance
- cULus Listed 1598 luminaire
- cULus Listed damp location
- cULus Listed for wet location, covered ceiling, with select trims
- cULus Listed for feed through
- cULus Listed for direct contact with insulation and combustible material*
- RoHS compliant

*Not to be used in direct contact with spray foam insulation (Consult NEMA LSD57-2013)

E26 Screw Base IC Housing - No Socket Bracket

H7ICATNB

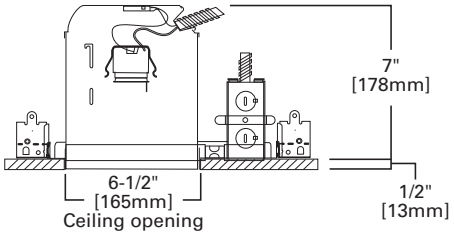

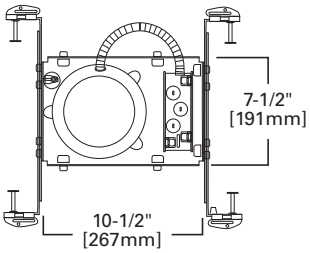

H7ICATNB

6" IC, Air-Tite, New Construction Housing, No Socket Bracket, 120V

The H7 recessed housing is the standard in the industry for both light commercial and residential applications. H7 series features full-frame design, robust construction, feed-through listing, Got Nail! bar hangers; and may support use of higher wattage lamps. A wide variety of trims allows a number of different lighting effects to be created with one basic housing. H7ICATNB is for installations where the housing will be in direct contact with insulation*, and its Air-Tite design will also meet restricted air flow code requirements. May be retrofit with compatible Halo LED lighting systems.

The H7ICATNB can save installation time. It is designed without a socket plate for use with socket supporting trims only. With these trims there is no need to spend time removing the socket plate and the fixed lamp position of socket supporting trims saves on lamp adjustment time too.

Special Features

Got Nail!™ bar hangers
q-Channel bars with Pass-N-Thru™
Slide-N-Side™ junction box
Quick Connect™ push wire nuts
Air-Tite™ code compliant

Compatible Socket Supporting Trims

30	172	404	6120	6145	6215
74	173	420	6121	6146	6222
76	300	430	6125	6150	6230
78	327	478	6126	6162	6255
170	376	4041	6130	6170	30SBAT
171	378				

Trims for use in Halo listed housings

Select trims are classified for use in other housings, see www.eaton.com/lighting/legal

Features

Housing
- Single wall aluminum housing
- Aluminum construction for greater heat dissipation
- Sealed and gasketed for Air-Tite™ ready installation
- Designed for insulated ceilings in direct contact with insulation* (May also be installed in non-insulated ceilings)

Plaster Frame
- Housing adjusts in plaster frame to accommodate up to 1" ceiling thickness
- Galvanized steel construction
- Plaster frame features include:
  - Regressed locking screw for securing hanger bars
  - Cutouts for easily crimping hanger bars in position
  - Halo name embossed on plaster frame
  - The housing may be removed from plaster frame to provide access to the junction box
  - Pre-installed Air-Tite ready ceiling contact gasket

Includes:
- Got Nail!™ bar hangers (Details Pg. 9)
- q-Channel bars with Pass-N-Thru™ (Details Pg. 9)
- Slide-N-Side™ junction box wire traps (Details Pg. 9)
- Quick Connect™ push wire nuts (Details Pg. 9)
- Air-Tite™ code compliant (Details Pg. 9)

Socket
- Porcelain socket with nickel plated brass screw shell
- Snap-in springs secure socket to socket plate, and may be detached when using socket supporting trims
- Overspray protector included

Thermal Protector
Self resetting thermal protector deactivates fixture if overheating occurs due to improper lamping or misapplied insulation

Trims
Halo Fit-All concept offers multiple trim options in a variety of design styles, and functional beam distributions to control beam angle and lumen delivery in accommodating various lamp types including Halogen, CFL and LED

Compliance
- cULus Listed 1598 luminaire
- cULus Listed damp location
- cULus Listed for wet location, covered ceiling, with select trims
- cULus Listed for feed through
- cULus Listed for direct contact with insulation and combustible material*
- Air-Tite code compliant. Certified under ASTM E283; not exceeding 2.0 cfm (0.944 L/s) air leakage rate tested at a 1.57 psf (75 Pa) pressure differential.
- RoHS compliant

*Not to be used in direct contact with spray foam insulation (Consult NEMA LSD57-2013)

Specifications, compliances and dimensions subject to change without notice

E26 Screw Base IC Housing - No Socket Bracket

E7ICATNB

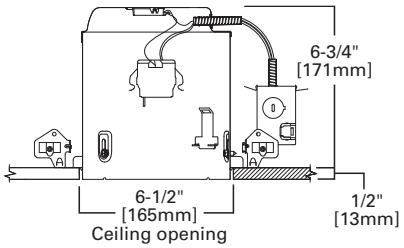

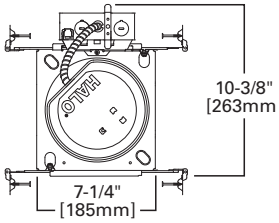

E7ICATNB

6" IC, Air-Tite, New Construction Housing, No Socket Bracket, 120V

The E7ICATNB is a compact and efficient recessed housing optimized and listed for EISA compliant tungsten-halogen lamps, CFL and LED lamps as well as incandescent. Housing is suitable for residential or light commercial applications. For installation in insulated ceilings* and non-insulated ceilings with Air-Tite code compliant construction. Use with a variety of trims and finishes to create different lighting effects or to match any decor. May be retrofit with compatible Halo LED lighting systems.
The E7ICATNB can save installation time. It is designed without a socket plate for use with socket supporting trims only. With these trims there is no need to spend time removing the socket plate and the fixed lamp position of socket supporting trims saves on lamp adjustment time too.

Special Features

- All-Nail!™ bar hangers
- q-Channel bars with Pass-N-Thru™
- Hinged j-box with Slide-N-Side™
- Quick Connect™ push wire nuts
- Air-Tite™ code compliant

Compatible Socket Supporting Trims

30	172	404	6120	6145	6215
74	173	420	6121	6146	6222
76	300	430	6125	6150	6230
78	327	478	6126	6162	6255
170	376	4041	6130	6170	30SBAT
171	378				

Trims for use in Halo listed housings

Select trims are classified for use in other housings, see www.eaton.com/lighting/legal

Features

Housing
- Single wall die-formed aluminum housing
- Housing features a precision rolled interlocking collar which maintains aperture geometry for greater assurance of installation results
- Integral gasket for code-required gasket between fixture and finished ceiling – seals aperture without need for additional caulk
- May be removed from the plaster frame to provide access to junction box

Plaster Frame
- Galvanized steel frame. Housing adjusts in plaster frame to accommodate up to 3/8" – 1" ceiling thickness.
- (2) Regressed locking screws for securing hanger bars

Includes:
- All-Nail!™ bar hangers (Details Pg. 11)
- q-Channel bars with Pass-N-Thru™ (Details Pg. 11)
- Hinged junction box with Slide-N-Side™ (Details Pg. 11)
- Quick Connect™ push wire nuts (Details Pg. 11)
- Air-Tite™ code compliant (Details Pg. 11)

Socket
- Porcelain socket with nickel plated brass screw shell
- Snap-in socket speeds installation and attaches directly to the trim for consistent lamp positioning
- Shipped with socket overspray protector installed

Thermal Protector
Self resetting thermal protector deactivates fixture if overheating occurs due to improper lamping or misapplied insulation

Trims
Halo Fit-All concept offers multiple trim options in a variety of design styles, and functional beam distributions to control beam angle and lumen delivery in accommodating various lamp types including Halogen, CFL and LED

Compliance
- cULus Listed 1598 luminaire
- cULus Listed damp location
- cULus Listed for wet location, covered ceiling, with select trims
- cULus Listed for direct contact with insulation and combustible material*
- Air-Tite code compliant. Certified under ASTM E283; not exceeding 2.0 cfm (0.944 L/s) air leakage rate tested at a 1.57 psf (75 Pa) pressure differential.
- RoHS compliant

***Not to be used in direct contact with spray foam insulation (Consult NEMA LSD57-2013)

*UL1993 listed LED & CFL equivalent lamps permitted. Consult lamp manufacturer for conditions of use. Eaton does not warranty the lamp.
****Key: A:** Luminous Aperture, **H:** Height, **OD:** Trim Outside Diameter

E26 Screw Base Trims

IC "NB" Housings: H7ICTNB • H7ICATNB • E7ICATNB

Reflectors

30 Reflector, Self-flange

- Self-flange reflector with torsion spring retention
- Accepts a wide range of lamps
- Makes installation Air-Tite regardless of housing used
- Socket supporting reflector

Housings	Max Lamp Compatibility
H7ICTNB	60W A19, 75W PAR30S, 75W PAR30L, 65W PAR38, 65W BR30, 90W BR40, 75W R30
H7ICATNB	
E7ICATNB	53W A19, 75W PAR30S, 75W PAR30L, 65W PAR38, 65W BR30, 90W BR40

Compatible with Halogen, Incandescent, LED* or CFL* lamps

30HAT
Haze Reflector, White Trim

30RGAT
Residential Gold Reflector, White Trim

30CAT
Clear Specular Reflector, White Trim

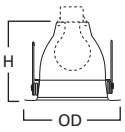

Dimensions**
H: 5" [127mm]
OD: 7-1/4" [184mm]

30SBAT Reflector, Self-flange

- Self-flange reflector with torsion spring retention
- Accepts a wide range of lamps
- Makes installation Air-Tite regardless of housing used
- Socket supporting reflector

Housings	Max Lamp Compatibility
H7ICTNB	40W A19, 50W PAR30S, 75W PAR30L, 65W PAR38, 65W BR30, 75W R30, 65W BR40
H7ICATNB	
E7ICATNB	40W A19, 50W PAR30S, 75W PAR30L, 65W PAR38, 65W BR30, 65W BR40

Compatible with Halogen, Incandescent, LED* or CFL* lamps

30SBAT
Specular Black Reflector & Trim

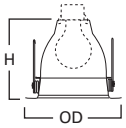

Dimensions**
H: 5" [127mm]
OD: 7-1/4" [184mm]

404 Specular Reflector

- Full reflector for use with A-lamps
- Friction clip retention on housing plaster ring
- Removable trim ring
- Accessories available: TRM6 designer trim rings, OT403 oversize trim ring
- Socket supporting reflector

Housings	Max Lamp Compatibility
H7ICTNB	40W A19
H7ICATNB	
E7ICATNB	**404C, 404H:** 53W A19 **404SN, 404TBZ:** 43W A19

Compatible with Halogen, Incandescent, LED* or CFL* lamps

404C
Clear Specular Reflector, White Trim

404H
Haze Reflector, White Trim

404SN
Satin Nickel Reflector, Satin Nickel Trim

404TBZ
Tuscan Bronze Reflector, Tuscan Bronze Trim



Friction Clips install on housing plaster ring

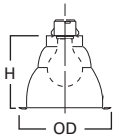

Dimensions**
H: 5" [127mm]
OD: 7-1/4" [184mm]

4041 White Reflector, Self-flange

- Self-flange reflector for use with A-lamps
- Friction clip retention on housing plaster ring
- Accessories available: OT403 oversize trim ring
- Socket supporting reflector

Housings	Max Lamp Compatibility
H7ICTNB	60W A19
H7ICATNB	
E7ICATNB	53W A19

Compatible with Halogen, Incandescent, LED* or CFL* lamps

4041P
White Reflector, White Self-flange

Friction Clips install on housing plaster ring

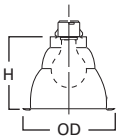

Dimensions**
H: 5-1/4" [133mm]
OD: 7-1/4" [184mm]

*UL1993 listed LED & CFL equivalent lamps permitted. Consult lamp manufacturer for conditions of use. Eaton does not warranty the lamp.
****Key: A:** Luminous Aperture, **H:** Height, **OD:** Trim Outside Diameter

Specifications, compliances and dimensions subject to change without notice

6120 Full Cone Reflector, Self-flange

- Full cone reflector for BR30, BR40, A19 and PAR30 and PAR38 lamps
- Torsion spring retention
- Socket supporting reflector
- Self-flange trim ring sized to hide gaps caused by construction tolerances
- Makes installation Air-Tite regardless of housing used

Housings	Max Lamp Compatibility
H7ICTNB H7ICATNB	**6120WH:** 43W A19, 75W PAR30S, 75W PAR30L, 65W PAR38, 65W BR30, 90W BR40
E7ICATNB	**6120SN, 6120TBZ:** 43W A19, 60W PAR30S, 75W PAR30L, 65W PAR38, 65W BR30, 90W BR40

Compatible with Halogen, Incandescent, LED* or CFL* lamps

6120WH
White Reflector, White Self-flange

6120SN
Satin Nickel Reflector, Satin Nickel Self-flange

6120TBZ
Tuscan Bonze Reflector, Tuscan Bronze Self-flange

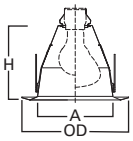

Dimensions**
A: 5-3/8" [137mm]
H: 5-3/8" [138mm]
OD: 7-3/4" [197mm]

6121 Shallow Full Cone Reflector, Self-flange

- Shallow full cone reflector for A19, PAR30, and BR30 lamps
- Torsion spring retention
- Self-flange trim ring sized to hide gaps caused by construction tolerances
- Makes installation Air-Tite regardless of housing used

Housings	Max Lamp Compatibility
H7ICTNB H7ICATNB E7ICATNB	43W A19, 75W PAR30S, 75W PAR30L, 65W BR30

Compatible with Halogen, Incandescent, LED* or CFL* lamps

6121WH
White Reflector, White Self-flange

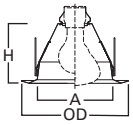

Dimensions**
A: 5-3/8" [137mm]
H: 4-3/8" [110mm]
OD: 7-3/4" [197mm]

Baffles

30 Baffle, Self-flange

- Self-flange metal baffle
- Socket supporting baffle
- Torsion spring retention
- Accepts a wide range of lamps
- Makes installation Air-Tite regardless of housing used

Housings	Max Lamp Compatibility
H7ICTNB H7ICATNB	40W A19, 75W PAR30S, 75W PAR30L, 65W PAR38, 65W BR30, 90W BR40, 75W R30
E7ICATNB	**30WAT, 30WATH, 30PAT:** 40W A19, 75W PAR30S, 75W PAR30L, 65W PAR38, 65W BR30, 90W BR40 **30TBZAT, 30SNAT:** 40W A19, 60W PAR30S, 75W PAR30L, 65W PAR38, 65W BR30, 90W BR40

Compatible with Halogen, Incandescent, LED* or CFL* lamps

30WAT
White Baffle & Reflector, White Trim

30WATH
White Baffle & Clear Reflector, White Trim

30PAT
Black Baffle & Clear Reflector, White Trim

30SNAT
Satin Nickel Baffle & Reflector, Satin Nickel Trim

30TBZAT
Tuscan Bronze Baffle & Reflector, Tuscan Bronze Trim

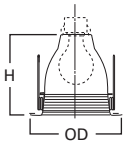

Dimensions**
H: 5" [127mm]
OD: 7-1/4" [184mm]

6125 Full Cone Baffle, Self-flange

- Full cone baffle
- Torsion spring retention
- Socket supporting baffle
- Self-flange trim ring sized to hide gaps caused by construction tolerances

Housings	Max Lamp Compatibility
H7ICTNB H7ICATNB	**6125WB:** 43W A19, 75W PAR30S, 75W PAR30L, 65W PAR38, 65W BR30, 90W BR40
E7ICATNB	**6125BB, 6125BKBB:** 43W A19, 75W PAR30S, 75W PAR30L, 65W PAR38, 65W BR30, 85W BR40

Compatible with Halogen, Incandescent, LED* or CFL* lamps

6125WB
White Baffle, White Self-flange

6125BB
Black Baffle, White Self-flange

6125BKBB
Black Baffle, Black Self-flange

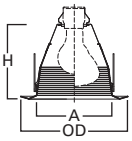

Dimensions**
A: 5-3/8" [137mm]
H: 5-3/8" [138mm]
OD: 7-3/4" [197mm]

*UL1993 listed LED & CFL equivalent lamps permitted. Consult lamp manufacturer for conditions of use. Eaton does not warranty the lamp.

****Key: A:** Luminous Aperture, **H:** Height, **OD:** Trim Outside Diameter

E26 Screw Base Trims

IC "NB" Housings: H7ICTNB • H7ICATNB • E7ICATNB

6126 Shallow Full Cone Baffle, Self-flange

- Shallow full cone baffle for A19 and PAR30 lamps
- Torsion spring retention
- Socket supporting baffle
- Self-flange trim ring sized to hide gaps caused by construction tolerances
- Makes installation Air-Tite regardless of housing used

Housings	Max Lamp Compatibility
H7ICTNB	43W A19, 75W PAR30S, 75W PAR30L, 65W BR30
H7ICATNB	
E7ICATNB	

Compatible with Halogen, Incandescent, LED* or CFL* lamps

6126WB
White Baffle, White Self-flange

6126BB
Black Baffle, White Self-flange

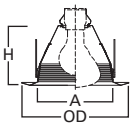

Dimensions**
A: 5-3/8" [137mm]
H: 4-3/8" [110mm]
OD: 7-3/4" [197mm]

Adjustable – Eyeballs & Gimbals

74 Eyeball 30° Tilt, Self-flange

- Provides optimum position for PAR30S lamps
- Torsion spring retention
- Socket supporting eyeball

Housings	Max Lamp Compatibility
H7ICTNB	75W PAR30S
H7ICATNB	
E7ICATNB	

Compatible with Halogen, Incandescent, LED* or CFL* lamps

74P
White Eyeball, White Trim

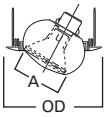

Dimensions**
A: 3-7/8" [98mm]
OD: 8" [203mm]

76 Gimbal 30° Tilt, Self-flange

- For use with PAR38 lamps
- 30° tilt
- Torsion spring retention

Housings	Max Lamp Compatibility
H7ICTNB	45W PAR38
H7ICATNB	
E7ICATNB	

Compatible with Halogen, Incandescent, LED* or CFL* lamps

76P
White Gimbal, White Trim

Dimensions**
OD: 8" [203mm]

78 Eyeball 30° Tilt, Self-flange

- 30° tilt, 360° rotation
- Torsion spring retention
- Wide choice of finishes for any decor
- Socket supporting eyeball
- 78PAT makes installation Air-Tite regardless of housing used

Housings	Max Lamp Compatibility
H7ICTNB	75W PAR30L, 65W BR30, 75W R30
H7ICATNB	
E7ICATNB	75W PAR30S, 75W PAR30L, 65W BR30

Compatible with Halogen, Incandescent, LED* or CFL* lamps

78P
White Eyeball, White Trim

78PAT
White Eyeball, White Trim

78SN
Satin Nickel Eyeball, Satin Nickel Trim

78TBZ
Tuscan Bronze Eyeball, Tuscan Bronze Trim

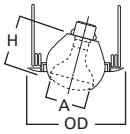

Dimensions**
A: 4" [100mm]
H: 4-1/8" [105mm]
OD: 8" [203mm]

376 Regressed Gimbal 30° Tilt, Self-flange

- 30° tilt
- Regressed gimbal with baffle
- Torsion spring retention
- Socket supporting gimbal

Housings	Max Lamp Compatibility
H7ICTNB	50W PAR30S, 50W PAR30L
H7ICATNB	
E7ICATNB	

Compatible with Halogen, Incandescent, LED* or CFL* lamps

376W
White Baffle, White Trim

376P
Black Baffle, White Trim

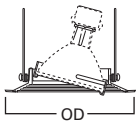

Dimensions**
OD: 7-1/4" [184mm]

*UL1993 listed LED & CFL equivalent lamps permitted. Consult lamp manufacturer for conditions of use. Eaton does not warranty the lamp.
****Key: A:** Luminous Aperture, **H:** Height, **OD:** Trim Outside Diameter

Specifications, compliances and dimensions subject to change without notice

378 Regressed Gimbal with Splay 25° Tilt, Self-flange

- 25° tilt
- Regressed gimbal with splay trim
- Removable trim ring
- Accessories available: TRM6 designer trim rings, OT403 oversize trim ring
- Friction clips on trim
- Socket supporting gimbal

Housings	Max Lamp Compatibility
H7ICTNB	
H7ICATNB	35W PAR30L
E7ICATNB	

Compatible with Halogen, Incandescent, LED* or CFL* lamps

378P
White Splay, White Trim

378
Clear Specular Splay, White Trim



Friction Clips on Trim

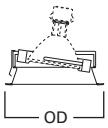

Dimensions**
OD: 7-1/4" [184mm]

420 Regressed Eyeball 30° Tilt, Self-flange

- Regressed eyeball with baffle splay
- Removable trim ring
- Accessories available: TRM6 designer trim rings, OT403 oversize trim ring
- Socket supporting eyeball

Housings	Max Lamp Compatibility
H7ICTNB	
H7ICATNB	50W PAR30S, 50W PAR30L, 60W BR30
E7ICATNB	

Compatible with Halogen, Incandescent, LED* or CFL* lamps

420W
White Eyeball & Baffle, White Trim

420P
White Eyeball & Black Baffle, White Trim

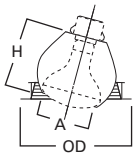

Dimensions**
A: 4" [100mm]
H: 4" [102mm]
OD: 7-1/4" [184mm]

478 Adjustable Regressed Gimbal with Splay 25° Tilt, Self-flange

- 25° tilt
- Adjustable gimbal with splay trim for PAR38 lamps
- Removable trim ring
- Accessories available: TRM6 designer trim rings, OT403 oversize trim ring
- Friction clip on trim
- Socket supporting gimbal

Housings	Max Lamp Compatibility
H7ICTNB	
H7ICATNB	45W PAR38
E7ICATNB	

Compatible with Halogen, Incandescent, LED* or CFL* lamps

478P
White Splay, White Trim



Friction Clips on Trim

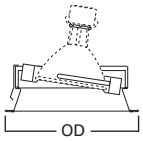

Dimensions**
OD: 7-1/4" [184mm]

6130 Eyeball 35° Tilt, Self-flange

- 35° tilt, 360° rotation
- Adjustable eyeball trim for BR30 and PAR30 lamps
- Torsion spring retention
- Socket supporting eyeball
- Self-flange trim ring sized to hide gaps caused by construction tolerances

Housings	Max Lamp Compatibility
H7ICTNB	
H7ICATNB	50W PAR30S, 75W PAR30L, 65W BR30
E7ICATNB	

Compatible with Halogen, Incandescent, LED* or CFL* lamps

6130WH
White Eyeball, White Self-flange

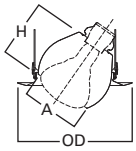

Dimensions**
A: 3-7/8" [100mm]
H: 3-7/8" [100mm]
OD: 7-3/4" [197mm]

*UL1993 listed LED & CFL equivalent lamps permitted. Consult lamp manufacturer for conditions of use. Eaton does not warranty the lamp.

****Key: A:** Luminous Aperture, **H:** Height, **OD:** Trim Outside Diameter

E26 Screw Base Trims

IC "NB" Housings: H7ICTNB • H7ICATNB • E7ICATNB

6170 Gimbal 25° Tilt, Self-flange

- 25° tilt, 360° rotation
- Adjustable gimbal for PAR38 lamps
- Torsion spring retention
- Socket supporting gimbal
- Self-flange trim ring sized to hide gaps caused by construction tolerances

Housings	Max Lamp Compatibility
H7ICTNB	
H7ICATNB	45W PAR38L
E7ICATNB	

Compatible with Halogen, Incandescent, LED* or CFL* lamps

6170WH
White Gimbal,
White Self-flange

6170BK
Black Gimbal,
Black Self-flange

6170SN
Satin Nickel Gimbal,
Satin Nickel Self-flange

6170TBZ
Tuscan Bronze Gimbal,
Tuscan Bronze Self-flange

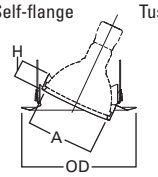

Dimensions**
A: 4-1/2" [113mm]
H: 1-1/15" [30mm]
OD: 7-3/4" [197mm]

6215 Double Gimbal 30°-50° Tilt, Self-flange

- 30°-50° tilt, 360° rotation
- 50° tilt with double gimbal design using compound angles
- Double gimbal for PAR30 lamps
- Torsion spring retention
- Shallow housings are compatible with PAR30S (short-neck) lamps
- Socket supporting gimbal
- Self-flange trim ring sized to hide gaps caused by construction tolerances

Housings	Max Lamp Compatibility
H7ICTNB	
H7ICATNB	60W PAR30S, 60W PAR30L
E7ICATNB	

Compatible with Halogen, Incandescent, LED* or CFL* lamps

6215WH
White Gimbal,
White Self-flange

6215BK
Black Gimbal,
Black Self-flange

6215SN
Satin Nickel Gimbal,
Satin Nickel Self-flange

6215TBZ
Tuscan Bronze Gimbal,
Tuscan Bronze Self-flange

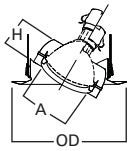

Dimensions**
A: 3-3/8" [84mm]
H: 2" [51mm]
OD: 7-3/4" [197mm]

6222 Regressed Angle Cut Adjustable Gimbal, 45° Tilt, Self-flange

- 45° tilt, 360° rotation
- Fully regressed gimbal - self-flange ring
- Torsion spring retention
- Socket supporting gimbal
- Reflector and baffle options
- Accommodates tilt of gimbal in a full regressed cut cone
- Self-flange trim ring sized to hide gaps caused by construction tolerances

Housings	Max Lamp Compatibility
H7ICTNB	
H7ICATNB	39W PAR30S, 60W PAR30L
E7ICATNB	

Compatible with Halogen, Incandescent, LED* or CFL* lamps

6222WB
White Baffle, White Trim

6222BB
Black Baffle, White Trim

6222SC
Specular Clear Reflector
White Trim

6222H
Haze Reflector,
White Trim

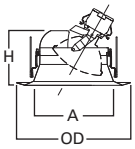

Dimensions**
A: 3-3/4" [95mm]
H: 5-3/8" [137mm]
OD: 7-3/4" [197mm]

Lenses & Wet Location Showerlights

170 Albalite Lens with Reflector

- White trim with Albalite glass lens
- PS version features non-conductive, non-corrosive gasketed polymer (plastic) trim ring
- PS version is "dead-front" construction and is wet location listed for use in showers
- Torsion spring retention
- PS version is Air-Tite; making any installation Air-Tite

Housings	Max Lamp Compatibility
H7ICTNB	40W A19
H7ICATNB	
E7ICATNB	29W A19

Compatible with Halogen, Incandescent, LED* or CFL* lamps

170P
Albalite Lens, White Trim

170PS
Albalite Lens, Polymer White Trim

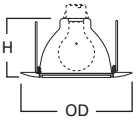

Dimensions**
H: 4" [102mm]
OD: 8" [203mm]

*UL1993 listed LED & CFL equivalent lamps permitted. Consult lamp manufacturer for conditions of use. Eaton does not warranty the lamp.

****Key: A:** Luminous Aperture, **H:** Height, **OD:** Trim Outside Diameter

Specifications, compliances and dimensions subject to change without notice

171 Drop Opal Glass Lens with Reflector

- White trim with drop opal glass lens
- PS version features non-conductive, non-corrosive gasketed polymer (plastic) trim ring
- PS version is "dead-front" construction and is wet location listed for use in showers
- Torsion spring retention
- PS version is Air-Tite; making any installation Air-Tite

Housings	Max Lamp Compatibility
H7ICTNB	40W A19
H7ICATNB	
E7ICATNB	29W A19

Compatible with Halogen, Incandescent, LED* or CFL* lamps

171P
Drop Opal Lens, White Trim

171PS
Drop Opal Lens, White Polymer Trim

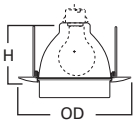

Dimensions**
H: 4" [102mm]
OD: 8" [203mm]

172 Dome Glass Lens with Reflector

- Frosted glass dome
- Wet location listed for use in showers
- Non-conductive, non-corrosive gasketed polymer (plastic) trim ring
- Features "dead-front" construction and is wet location listed for use in showers
- Torsion spring retention

Housings	Max Lamp Compatibility
H7ICTNB	60W A19
H7ICATNB	
E7ICATNB	**172PS:** 53W A19, 50W PAR30S **172SNS, 172TBZS:** 43W A19, 50W PAR30S

Compatible with Halogen, Incandescent, LED* or CFL* lamps

172PS
Frosted Glass Dome,
White Polymer Trim

172SNS
Frosted Glass Dome,
Satin Nickel Polymer Trim

172TBZS
Frosted Glass Dome,
Tuscan Bronze Polymer Trim

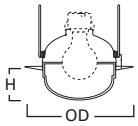

Dimensions**
H: 2-1/8" [54mm]
OD: 7-3/4" [197mm]

173 Fresnel Lens with Reflector

- White trim with glass Fresnel lens
- PS version features non-conductive, non-corrosive gasketed polymer (plastic) trim ring
- PS version is "dead-front" construction and is wet location listed for use in showers
- Torsion spring retention
- PS version is Air-Tite; making any installation Air-Tite

Housings	Max Lamp Compatibility
H7ICTNB	40W A19
H7ICATNB	
E7ICATNB	29W A19

Compatible with Halogen, Incandescent, LED* or CFL* lamps

173P
Fresnel Lens, White Trim

173PS
Fresnel Lens, White Polymer Trim

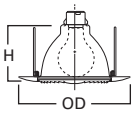

Dimensions**
H: 4" [102mm]
OD: 8" [203mm]

6145 Open Wet Location, Shallow Reflector, Self-flange

- Open wet location shallow Showerlight for PAR30 and PAR38 outdoor rated lamps ONLY
- Torsion spring retention
- Socket supporting cone
- Self-flange trim ring sized to hide gaps caused by construction tolerances

Housings	Max Lamp Compatibility
H7ICTNB	75W PAR30S, 75W PAR30L, 80W PAR38
H7ICATNB	
E7ICATNB	

Compatible with Halogen, Incandescent, LED* or CFL* lamps

6145WH
White Shallow Reflector,
White Self-flange

6145SN
Satin Nickel Shallow Reflector,
Satin Nickel Self-flange

6145TBZ
Tuscan Bronze Shallow Reflector,
Tuscan Bronze Self-flange

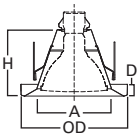

Dimensions**
A: 5-3/8" [136mm]
D: 7/8 [22mm]
H: 4-7/8" [123mm]
OD: 7-3/4" [197mm]

Outdoor Rated Lamp ONLY
(Purchase Separately)

Lamp Gasket
(Included)

*UL1993 listed LED & CFL equivalent lamps permitted. Consult lamp manufacturer for conditions of use. Eaton does not warranty the lamp.

****Key: A:** Luminous Aperture, **H:** Height, **OD:** Trim Outside Diameter

E26 Screw Base Trims

IC "NB" Housings: H7ICTNB • H7ICATNB • E7ICATNB

6146 Open Wet Location, Full Reflector Self-flange

- Open wet location Showerlight for PAR30 and PAR38 outdoor rated lamps ONLY
- Torsion spring retention
- Socket supporting cone
- Self-flange trim ring sized to hide gaps caused by construction tolerances

Housings	Max Lamp Compatibility
H7ICTNB	**6146WH:** 75W PAR30S, 75W PAR30L, 65W PAR38
H7ICATNB	**6146SN, 6146TBZ:** 60W PAR30S, 75W PAR30L, 65W PAR38
E7ICATNB	

Compatible with Halogen, Incandescent, LED* or CFL* lamps

6146WH
White Reflector, White Self-flange

6146SN
Satin Nickel Reflector, Satin Nickel Self-flange

6146TBZ
Tuscan Bronze Reflector, Tuscan Bronze Self-flange

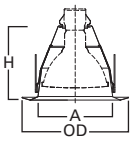

Dimensions**
A: 5-3/8" [137mm]
H: 5-3/8" [138mm]
OD: 7-3/4" [197mm]

Outdoor Rated Lamp ONLY (Purchase Separately)

Lamp Gasket
(Included)

6150 Low Profile, Frosted Glass Dome Lens, Self-flange

- Low profile, frosted glass dome lens
- Wet location Showerlight
- Torsion spring retention
- Non-conductive "dead-front" polymer (plastic) trim ring and glass lens
- Socket supporting internal reflector
- Self-flange trim ring sized to hide gaps caused by construction tolerances

Housings	Max Lamp Compatibility
H7ICTNB	
H7ICATNB	29W A19, 39W PAR30S
E7ICATNB	

Compatible with Halogen, Incandescent, LED* or CFL* lamps

6150WH
Frosted Glass Dome Lens with Reflector, White Plastic Self-flange

6150SN
Frosted Glass Dome Lens with Reflector, Satin Nickel Plastic Self-flange

6150TBZ
Frosted Glass Dome Lens with Reflector, Tuscan Bronze Plastic Self-flange

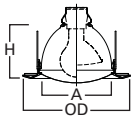

Dimensions**
A: 5-1/8" [130mm]
H: 4-1/5" [107mm]
OD: 7-3/4" [197mm]

6162 Drop Opal Plastic Lens, Self-flange

- Wet location Showerlight
- Non-conductive "dead-front" polymer (plastic) trim and lens
- Torsion spring retention
- Socket supporting internal reflector
- Self-flange trim ring sized to hide gaps caused by construction tolerances

Housings	Max Lamp Compatibility
H7ICTNB	
H7ICATNB	29W A19
E7ICATNB	

Compatible with Halogen, Incandescent, LED* or CFL* lamps

6162WH
Drop Opal Plastic Lens with Reflector, Frosted Plastic Self-flange

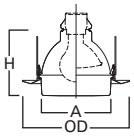

Dimensions**
A: 5-1/8" [130mm]
H: 4-3/4" [122mm]
OD: 7-3/4" [197mm]

6230 Squircle Frost Glass Lens, Metal Trim, Self-flange

- Low profile frost glass lens
- Wet location Showerlight
- Torsion spring retention
- Self-flange low profile metal trim ring
- Socket supporting internal bracket
- Integral rotation adjustment up to +/– 25° for precise alignment with room

Housings	Max Lamp Compatibility
H7ICTNB	
H7ICATNB	29W A19, 39W PAR30S
E7ICATNB	

Compatible with Halogen, Incandescent, LED* or CFL* lamps

6230AH
Frost Glass Lens, Aluminum Haze Squircle Trim

6230PN
Frost Glass Lens, Polished Nickel Squircle Trim

6230SN
Frost Glass Lens, Satin Nickel Squircle Trim

6230TBZ
Frost Glass Lens, Tuscan Bronze Squircle Trim

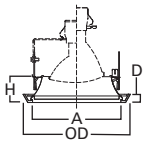

Dimensions**
A: 6" [152mm]
H: 4-1/4" [109mm]
D: 3/4" [20mm]
OD: 7-1/4" [185mm]

*UL1993 listed LED & CFL equivalent lamps permitted. Consult lamp manufacturer for conditions of use. Eaton does not warranty the lamp.

****Key: A:** Luminous Aperture, **H:** Height, **OD:** Trim Outside Diameter

Specifications, compliances and dimensions subject to change without notice

6255 Soft Square, Frost Curved Glass Lens, Self-flange

Showerlight

- Low profile curved frost glass lens
- Wet location Showerlight
- Torsion spring retention
- Non-conductive "dead-front" polymer (plastic) trim ring and glass lens
- Integral rotation adjustment up to +/– 25° for precise alignment with room
- Integrated socket supporting reflector for even illumination across lens corner-to-corner

Housings	Max Lamp Compatibility
H7ICTNB	29W A19, 39W PAR30S
H7ICATNB	
E7ICATNB	

Compatible with Halogen, Incandescent, LED* or CFL* lamps

6255WH
Frost Curved Glass Lens with Reflector, White Plastic Self-flange

6255SN
Frost Curved Glass Lens with Reflector, Satin Nickel Plastic Self-flange

6255TBZ
Frost Curved Glass Lens with Reflector, Tuscan Bronze Plastic Self-flange

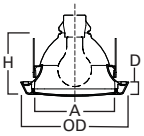

Dimensions**
A: 5-7/8" [149mm]
D: 1" [25mm]
H: 4-1/2" [114mm]
OD: 7-5/8" [194mm]

Open, Splay & Wall Wash

300 Open Trim with Fixed Socket Bracket

- Open trim for BR30 and PAR30 lamps
- Torsion spring retention
- Socket supporting internal bracket

Housings	Max Lamp Compatibility
H7ICTNB	75W PAR30S, 75W PAR30L, 65W BR30
H7ICATNB	
E7ICATNB	**300P:** 75W PAR30S, 75W PAR30L, 65W BR30 **300SN, 300TBZ:** 60W PAR30S, 60W PAR30L, 50W BR30

Compatible with Halogen, Incandescent, LED* or CFL* lamps

300P
Socket Bracket with White Open Trim

300SN
Socket Bracket with Satin Nickel Open Trim

300TBZ
Socket Bracket with Tuscan Bronze Open Trim

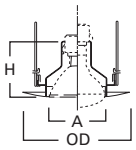

Dimensions**
A: 4-3/4" [122mm]
H: 4-3/4" [122mm]
OD: 7-1/4" [184mm]

327 White Splay Trim with Fixed Socket Bracket

- Splay trim for BR30 and PAR30 lamps
- Torsion spring retention
- Socket supporting internal bracket

Housings	Max Lamp Compatibility
H7ICTNB	75W PAR30S, 75W PAR30L, 65W BR30
H7ICATNB	
E7ICATNB	

Compatible with Halogen, Incandescent, LED* or CFL* lamps

327P
White Splay Trim with Socket Bracket

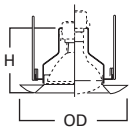

Dimensions**
H: 4-1/2" [114mm]
OD: 7-3/4" [197mm]

430 Wall Wash with Baffle & Full Reflector

air-tite

- Black or white step baffle with full reflector
- Designed to spread light close to the ceiling to eliminate the "cave effect"
- Torsion spring retention
- Makes installation Air-Tite regardless of housing used

Housings	Max Lamp Compatibility
H7ICTNB	40W A19
H7ICATNB	
E7ICATNB	29W A19

Compatible with Halogen, Incandescent, LED* or CFL* lamps

430W
White Baffle, White Trim

430P
Black Baffle, White Trim

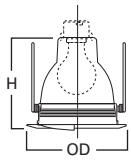

Dimensions**
H: 5" [127mm]
OD: 7-1/4" [184mm]

*UL1993 listed LED & CFL equivalent lamps permitted. Consult lamp manufacturer for conditions of use. Eaton does not warranty the lamp.

****Key: A:** Luminous Aperture, **H:** Height, **OD:** Trim Outside Diameter

E26 Screw Base IC Shallow Housing

H27ICAT

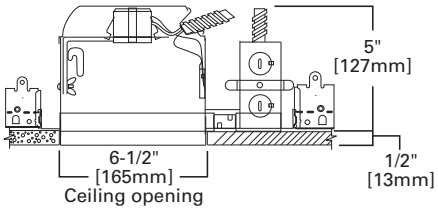

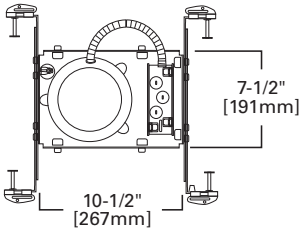

H27ICAT

6" IC, Air-Tite, Shallow New Construction Housing, 120V

The H27ICAT recessed housing is designed for shallow ceilings and is a standard in the industry for both light commercial and residential applications. H27 series features robust construction, feed-through listing, Got Nail! bar hangers; and may support use of higher wattage lamps. A wide variety of trims allows a number of different lighting effects to be created with one basic housing. The H27ICAT is for installations where the housing will be in direct contact with insulation,* and its Air-Tite design will also meet restricted air flow code requirements. May be retrofit with compatible Halo LED lighting systems.

Special Features

Got Nail!™ bar hangers
q-Channel bars with Pass-N-Thru™
Slide-N-Side™ junction box
Quick Connect™ push wire nuts
Air-Tite™ code compliant

Compatible Trims

74	300	420	6103	6110	6150
78	310	426	6106	6121	6162
170	312	6100	6107	6126	6215
171	328	6101	6108	6130	6230
172	353	6102	6109	6145	6255
173					

Trims for use in Halo listed housings

Select trims are classified for use in other housings, see www.eaton.com/lighting/legal

Features

Housing
- Single wall aluminum housing
- Aluminum housing for greater heat dissipation
- Sealed and gasketed for Air-Tite ready installation

Socket Plate
- Rigid socket plate adjusts and locks without tools for various lamp sizes
- Socket plate and bracket may be removed when using socket supporting trims

Plaster Frame
Housing adjusts in plaster frame 1" to accommodate different ceiling thicknesses. Galvanized steel construction. Plaster frame features include:
- Regressed locking screw for securing hanger bars
- Cutouts for easily crimping hanger bars in position
- The housing may be removed from plaster frame to provide access to the junction box
- Halo name embossed on plaster frame
- Pre-installed Air-Tite ready ceiling contact gasket

Includes:
- Got Nail!™ bar hangers (Details Pg. 9)
- q-Channel bars with Pass-N-Thru™ (Details Pg. 9)
- Slide-N-Side™ junction box wire traps (Details Pg. 9)
- Quick Connect™ push wire nuts (Details Pg. 9)
- Air-Tite™ code compliant (Details Pg. 9)

Socket
- Porcelain socket with nickel plated brass screw shell
- Snaps into socket plate (or into socket supporting trim for consistent lamp positioning)
- Overspray protector included

Thermal Protector
Self resetting thermal protector deactivates fixture if overheating occurs due to improper lamping or misapplied insulation

Trims
Halo Fit-All concept offers multiple trim options in a variety of design styles, and functional beam distributions to control beam angle and lumen delivery in accommodating various lamp types including Halogen, CFL and LED

Compliance
- cULus Listed 1598 luminaire
- cULus Listed damp location
- cULus Listed for wet location, covered ceiling
- cULus Listed for feed through
- cULus Listed for direct contact with insulation and combustible material*
- Air-Tite code compliant. Certified under ASTM E283; not exceeding 2.0 cfm (0.944 L/s) air leakage rate tested at a 1.57 psf (75 Pa) pressure differential.
- RoHS compliant

*Not to be used in direct contact with spray foam insulation (Consult NEMA LSD57-2013)

Specifications, compliances and dimensions subject to change without notice

E26 Screw Base IC Shallow Housing

H27RICAT

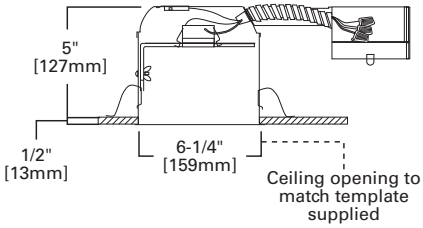

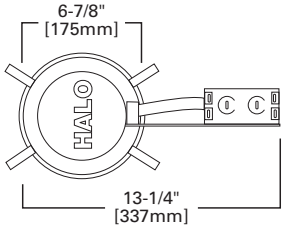

H27RICAT

6" IC, Air-Tite, Shallow Remodel Housing, 120V

The H27RICAT recessed remodel housing is designed for shallow ceilings and is a standard in the industry for both light commercial and residential applications. H27 series shallow remodel housings features robust construction, full-sized remodel junction box; and may support use of higher wattage lamps. Designed for use in existing ceilings, the remodel housing slips through opening in the finished ceiling. A wide variety of trims allows a number of different lighting effects to be created with one basic housing. H27RICAT is for installations where the housing will be in direct contact with insulation,* and its Air-Tite design will also meet restricted air flow code requirements. May be retrofit with compatible Halo LED lighting systems.

Special Features

Quick Connect™ push wire nuts
Air-Tite™ code compliant

Compatible Trims

74	300	420	6103	6110	6150
78	310	426	6106	6121	6162
170	312	6100	6107	6126	6215
171	328	6101	6108	6130	6230
172	353	6102	6109	6145	6255

Trims for use in Halo listed housings

Select trims are classified for use in other housings, see www.eaton.com/lighting/legal

Features

Housing
- Single wall aluminum housing
- Aluminum construction for greater heat dissipation
- For installation from below the finished ceiling. Integral flange secures fixture against ceiling.
- Halo name embossed on housing
- Pre-installed Air-Tite ready ceiling contact gasket on flange

Socket Plate
- Rigid socket plate adjusts and locks without tools for various lamp sizes
- Socket plate and bracket may be removed when using socket supporting trims

Remodel Springs
Four remodel springs secure housing and accommodate 1/2" and 5/8" ceiling material

Includes:
- Quick Connect™ push wire nuts (Details Pg. 9)
- Air-Tite™ code compliant (Details Pg. 9)

Junction Box
- Seven 1/2" trade size conduit knockouts with true pry-out slots are positioned to accommodate straight conduit runs
- Four non-metallic (NM) cable pry-outs included

Socket
- Porcelain socket with nickel plated brass screw shell
- Snap-in springs secure socket to socket plate, and may be detached when using socket supporting trims
- Overspray protector included

Thermal Protector
Self resetting thermal protector deactivates fixture if overheating occurs due to improper lamping or misapplied insulation

Trims
Halo Fit-All concept offers multiple trim options in a variety of design styles, and functional beam distributions to control beam angle and lumen delivery in accommodating various lamp types including Halogen, CFL and LED

Compliance
- cULus Listed 1598 luminaire
- cULus Listed damp location
- cULus Listed for wet location, covered ceiling, with select trims
- cULus Listed for feed through
- cULus Listed for direct contact with insulation and combustible material*
- Air-Tite code compliant. Certified under ASTM E283; not exceeding 2.0 cfm (0.944 L/s) air leakage rate tested at a 1.57 psf (75 Pa) pressure differential.
- RoHS compliant

*Not to be used in direct contact with spray foam insulation (Consult NEMA LSD57-2013)

E26 Screw Base IC Shallow Housing

E27ICAT

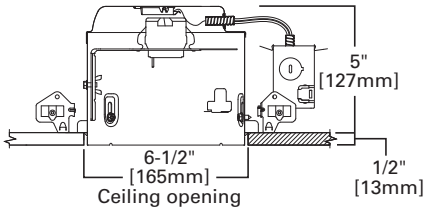

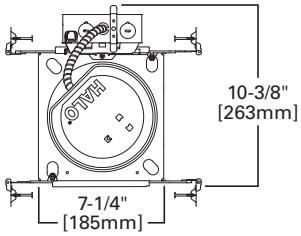

E27ICAT

6" IC, Air-Tite, Shallow New Construction Housing, 120V

The E27ICAT is a compact and efficient shallow recessed remodel housing optimized and listed for EISA compliant tungsten-halogen, CFL and LED lamps as well as incandescent. Housing is suitable for residential or light commercial shallow ceiling applications. For installation in insulated ceilings* and non-insulated ceilings with Air-Tite code compliant construction. Use with a variety of trims and finishes to create different lighting effects or to match any decor. May be retrofit with compatible Halo LED lighting systems.

Special Features

- All-Nail!™ bar hangers
- q-Channel bars with Pass-N-Thru™
- Hinged j-box with Slide-N-Side™
- Quick Connect™ push wire nuts
- Air-Tite™ code compliant

Compatible Trims

74	300	420	6103	6110	6150
78	310	426	6106	6121	6162
170	312	6100	6107	6126	6215
171	328	6101	6108	6130	6230
172	353	6102	6109	6145	6255
173					

Trims for use in Halo listed housings

Select trims are classified for use in other housings, see www.eaton.com/lighting/legal

Features

Housing
- Single wall die-formed shallow aluminum housing
- Housing features a precision rolled interlocking collar which maintains aperture geometry for greater assurance of installation results
- Exclusive Air-Tite gasket meets code where required, and seals between housing, frame and finished ceiling - without need for additional caulk
- May be removed from the plaster frame to provide access to junction box

Socket Plate
- Rigid socket plate adjusts and locks without tools for various lamp sizes
- Socket plate and bracket may be removed when using socket supporting trims

Plaster Frame
- Galvanized steel frame. Housing adjusts in plaster frame to accommodate up to 3/8" – 1" ceiling thickness.
- (2) Regressed locking screw for securing hanger bars
- Integral Air-Tite gasket seals housing and meets code-required gasket between fixture and finished ceiling

Includes:
- All-Nail!™ bar hangers (Details Pg. 11)
- q-Channel bars with Pass-N-Thru™ (Details Pg. 11)
- Hinged junction box with Slide-N-Side™ (Details Pg. 11)
- Quick Connect™ push wire nuts (Details Pg. 11)
- Air-Tite™ code compliant (Details Pg. 11)

Socket
- Porcelain socket with nickel plated brass screw shell
- Snap-in springs secure socket to socket plate, and may be detached when using socket supporting trims
- Shipped with socket overspray protector installed

Thermal Protector
Self resetting thermal protector deactivates fixture if overheating occurs due to improper lamping or misapplied insulation

Trims
Halo Fit-All concept offers multiple trim options in a variety of design styles, and functional beam distributions to control beam angle and lumen delivery in accommodating various lamp types including Halogen, CFL and LED

Compliance
- cULus Listed 1598 luminaire
- cULus Listed damp location
- cULus Listed for wet location, covered ceiling, with select trims
- cULus Listed for direct contact with insulation and combustible material*
- Air-Tite code compliant. Certified under ASTM E283; not exceeding 2.0 cfm (0.944 L/s) air leakage rate tested at a 1.57 psf (75 Pa) pressure differential.
- RoHS compliant

*Not to be used in direct contact with spray foam insulation (Consult NEMA LSD57-2013)

Specifications, compliances and dimensions subject to change without notice

E26 Screw Base IC Shallow Housing

E27RICAT

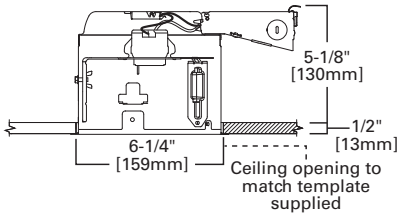

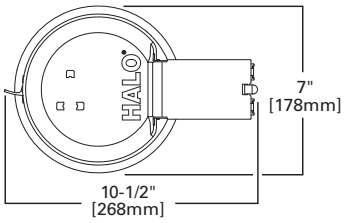

E27RICAT

6" IC, Air-Tite, Shallow Remodel Housing, 120V

The E27RICAT is a compact and efficient shallow recessed remodel housing optimized and listed for EISA compliant tungsten-halogen, CFL and LED lamps as well as incandescent. Housing is suitable for residential or light commercial shallow ceiling applications. For installation in insulated ceilings* and non-insulated ceilings with Air-Tite code compliant construction. Use with a variety of trims and finishes to create different lighting effects or to match any decor. May be retrofit with compatible Halo LED lighting systems.

Special Features

Hinged j-box with Slide-N-Side™
Quick Connect™ push wire nuts
Air-Tite™ code compliant

Compatible Trims

74	300	420	6103	6110	6150
78	310	426	6106	6121	6162
170	312	6100	6107	6126	6215
171	328	6101	6108	6130	6230
172	353	6102	6109	6145	6255

Trims for use in Halo listed housings

Select trims are classified for use in other housings, see www.eaton.com/lighting/legal

Features

Housing

- Single wall die-formed shallow aluminum housing
- Housing features a precision rolled interlocking collar which maintains aperture geometry for greater assurance of installation results
- Exclusive Air-Tite gasket meets code where required, and seals between housing, flange and finished ceiling - without need for additional caulk
- For installation from below the finished ceiling. Integral flange secures fixture against ceiling.

Remodel Retention System - Speed Clamps

- Exclusive two integral speed clamps securely lock housing to ceiling, accommodating 3/8" to 2" ceiling materials

Socket Plate

- Rigid socket plate adjusts and locks without tools for various lamp sizes
- Socket plate and bracket may be removed when using socket supporting trims

Includes:

- Hinged junction box with Slide-N-Side™ (Details Pg. 11)
- Quick Connect™ push wire nuts (Details Pg. 11)
- Air-Tite™ code compliant (Details Pg. 11)

Socket

- Porcelain socket with nickel plated brass screw shell
- Snap-in springs secure socket to socket plate, and may be detached when using socket supporting trims
- Shipped with socket overspray protector installed

Thermal Protector

Self resetting thermal protector deactivates fixture if overheating occurs due to improper lamping or misapplied insulation

Trims

Halo Fit-All concept offers multiple trim options in a variety of design styles, and functional beam distributions to control beam angle and lumen delivery in accommodating various lamp types including Halogen, CFL and LED

Quick Connect™ Wiring Tray

- (3) Color coded push-in wire nuts included
- Captive tray holds push-nuts in place for one-handed connections to line, neutral & ground
- Speeds installation and increases reliability
- No additional wire nuts required

Compliance

- cULus Listed 1598 luminaire
- cULus Listed damp location
- cULus Listed for wet location, covered ceiling, with select trims
- cULus Listed for direct contact with insulation and combustible material*
- Air-Tite code compliant. Certified under ASTM E283; not exceeding 2.0 cfm (0.944 L/s) air leakage rate tested at a 1.57 psf (75 Pa) pressure differential.
- RoHS compliant

*Not to be used in direct contact with spray foam insulation (Consult NEMA LSD57-2013)

E26 Screw Base Trims

IC Shallow Housings: H27ICAT • H27RICAT • E27ICAT • E27RICAT

Reflectors

426 Reflector Cone

- Accepts a wide variety of lamps
- Coil spring retention
- Removable trim ring
- Accessories available: TRM6 designer trim rings, OT403 oversize trim ring

Housings	Max Lamp Compatibility
H27ICAT H27RICAT	50W PAR30S, 75W PAR30L, 65W BR30, 75W R30
E27ICAT E27RICAT	50W PAR30S, 75W PAR30L, 65W BR30

Compatible with Halogen, Incandescent, LED* or CFL* lamps

426
Clear Specular Reflector Cone, White Trim

426MB
Black Specular Reflector Cone, White Trim

426H
Haze Reflector Cone, White Trim

426SN
Satin Nickel Reflector Cone, Satin Nickel Trim

426TBZ
Tuscan Bronze Reflector Cone, Tuscan Bronze Trim

H930 (H7 Housings ONLY) PAR lamp aiming accessory for 310 and 426 trims. Allows 30° tilt and 358° rotation. 50W PAR30.

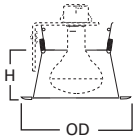

Dimensions**
H: 2-5/8" [67mm]
OD: 7-1/4" [184mm]

6106 Straight Reflector Cone, Self-flange

- Straight sides of cone reflector for large diameter, as well as BR30 and PAR30 lamps
- Self-flange reflector cone
- Coil spring retention
- Self-flange trim ring sized to hide gaps caused by construction tolerances

Housings		Max Lamp Compatibility
H27ICAT	E27ICAT	50W PAR30S, 75W PAR30L, 60W BR30
H27RICAT	E27RICAT	

Compatible with Halogen, Incandescent, LED* or CFL* lamps

6106SC
Specular Clear Reflector, White Self-flange

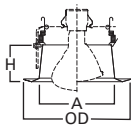

Dimensions**
A: 5-3/8" [137mm]
H: 2-5/8" [68mm]
OD: 7-3/4" [197mm]

6107 Tapered Reflector, Self-flange

- Self-flange reflector cone
- Contoured tapered sides of cone reflector for BR30 and PAR30 lamps
- Coil spring retention
- Self-flange trim ring sized to hide gaps caused by construction tolerances

Housings		Max Lamp Compatibility
H27ICAT	E27ICAT	50W PAR30S, 75W PAR30L, 65W BR30
H27RICAT	E27RICAT	

Compatible with Halogen, Incandescent, LED* or CFL* lamps

6107SC
Specular Clear Reflector, White Self-flange

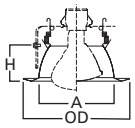

Dimensions**
A: 5-3/8" [137mm]
H: 2-5/8" [65mm]
OD: 7-3/4" [197mm]

*UL1993 listed LED & CFL equivalent lamps permitted. Consult lamp manufacturer for conditions of use. Eaton does not warranty the lamp.
****Key: A:** Luminous Aperture, **H:** Height, **OD:** Trim Outside Diameter

Specifications, compliances and dimensions subject to change without notice

6121 Shallow Full Cone Reflector, Self-flange

- Shallow full cone reflector for A19, PAR30S and BR30 lamps
- Torsion spring retention
- Self-flange trim ring sized to hide gaps caused by construction tolerances

Housings		Max Lamp Compatibility
H27ICAT	E27ICAT	40W A19, 60W PAR30S, 75W PAR30L, 65W BR30
H27RICAT	E27RICAT	

Compatible with Halogen, Incandescent, LED* or CFL* lamps

6121WH
White Reflector, White Self-flange

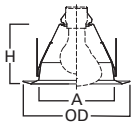

Dimensions**
A: 5-3/8" [137mm]
H: 4-3/8" [110mm]
OD: 7-3/4" [197mm]

Baffles

310 Coilex® Baffle

- Black or white phenolic Coilex baffle with white metal trim ring
- Removable trim ring
- Accessories available: TRM6 designer trim rings, OT403 oversize trim ring
- Coil spring retention

Housings	Max Lamp Compatibility
H27ICAT	50W PAR30S, 75W PAR30L, 65W BR30
H27RICAT	
E27ICAT	
E27RICAT	

Compatible with Halogen, Incandescent, LED* or CFL* lamps

310W
White Coilex Baffle, White Trim

310P
Black Coilex Baffle, White Trim

310SN
Satin Nickel Coilex Baffle, Satin Nickel Trim

310TBZ
Tuscan Bronze Coilex Baffle, Tuscan Bronze Trim

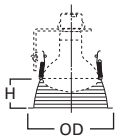

Dimensions**
H: 3-1/16" [78mm]
OD: 7-1/4" [184mm]

312 Coilex® Baffle

- Black or white phenolic Coilex baffle with white metal trim ring
- Contoured, tapered sides of 312 baffle features smaller lamp opening to conceal interior view of housing when used with PAR lamps
- Removable trim ring
- Accessories available: TRM6 designer trim rings, OT403 oversize trim ring
- Coil spring retention

Housings	Max Lamp Compatibility
H27ICAT	50W PAR30S, 75W PAR30L, 65W BR30
H27RICAT	
E27ICAT	
E27RICAT	

Compatible with Halogen, Incandescent, LED* or CFL* lamps

312W
White Baffle, White Trim

312P
Black Baffle, White Trim

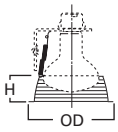

Dimensions**
H: 2-1/4" [57mm]
OD: 7-1/4" [184mm]

353 Metal Baffle

- Metallic finish trim rings and baffles
- Coil spring retention
- Removable trim ring

Housings	Max Lamp Compatibility
H27ICAT	50W PAR30S, 75W PAR30L, 65W BR30
H27RICAT	
E27ICAT	
E27RICAT	

Compatible with Halogen, Incandescent, LED* or CFL* lamps

353SN
Satin Nickel Baffle, Satin Nickel Trim

353TBZ
Tuscan Bronze Baffle, Tuscan Bronze Trim

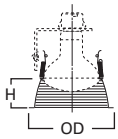

Dimensions**
H: 3" [76mm]
OD: 7-1/4" [184mm]

*UL1993 listed LED & CFL equivalent lamps permitted. Consult lamp manufacturer for conditions of use. Eaton does not warranty the lamp.

****Key: A:** Luminous Aperture, **H:** Height, **OD:** Trim Outside Diameter

E26 Screw Base Trims

IC Shallow Housings: H27ICAT • H27RICAT • E27ICAT • E27RICAT

6100 Tapered Metal Baffle with (2) Trim Rings

- Contoured tapered sides of metal baffle for BR30 and PAR30 lamps
- Two plastic removable trim rings included narrow 7.25" OD and wide oversized 8.00" OD
- Coil spring retention

Housings		Max Lamp Compatibility
H27ICAT	E27ICAT	50W PAR30S, 75W PAR30L, 65W BR30
H27RICAT	E27RICAT	

Compatible with Halogen, Incandescent, LED* or CFL* lamps

6100WB
White Baffle, Narrow & Wide White Trims (Included)

6100BB
Black Baffle, Narrow & Wide White Trims (Included)

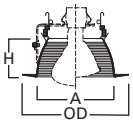

Dimensions**
A: 5-3/4" [148mm]
H: 2-7/8" [74mm]
OD: 7-1/4" [184mm] Narrow
OD: 8" [203mm] Wide

6101 Straight Metal Baffle with (2) Trim Rings

- Straight sides of metal baffle for large diameter lamps
- Two plastic removable trim rings included narrow 7.25" OD and wide 8.00" OD
- Coil spring retention

Housings		Max Lamp Compatibility
H27ICAT	E27ICAT	50W PAR30S, 75W PAR30L, 60W BR30
H27RICAT	E27RICAT	

Compatible with Halogen, Incandescent, LED* or CFL* lamps

6101WB
White Baffle, Narrow & Wide White Trim (Included)



6101BB
Black Baffle, Narrow & Wide White Trim (Included)

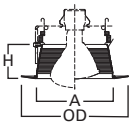

Dimensions**
A: 5-5/8" [144mm]
H: 2-5/8" [66mm]
OD: 7-1/4" [184mm] Narrow
OD: 8" [203mm] Wide

6102 Tapered Metal Baffle, Self-flange

- Contoured tapered sides of metal baffle
- Coil spring retention
- Self-flange trim ring sized to hide gaps caused by construction tolerances

Housings		Max Lamp Compatibility
H27ICAT	E27ICAT	50W PAR30S, 75W PAR30L, 65W BR30
H27RICAT	E27RICAT	

Compatible with Halogen, Incandescent, LED* or CFL* lamps

6102WB
White Baffle, White Self-flange

6102BB
Black Baffle, White Self-flange

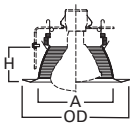

Dimensions**
A: 5-3/8" [137mm]
H: 2-5/8" [65mm]
OD: 7-3/4" [197mm]

6103 Straight Metal Baffle, Self-flange

- Straight sides of metal baffle for large diameter lamps
- Coil spring retention
- Self-flange trim ring sized to hide gaps caused by construction tolerances

Housings		Max Lamp Compatibility
H27ICAT	E27ICAT	50W PAR30S, 75W PAR30L, 60W BR30
H27RICAT	E27RICAT	

Compatible with Halogen, Incandescent, LED* or CFL* lamps

6103WB
White Baffle, White Self-flange

6103BB
Black Baffle, White Self-flange

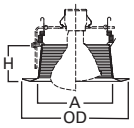

Dimensions**
A: 5-3/8" [137mm]
H: 2-5/8" [68mm]
OD: 7-3/4" [197mm]

*UL1993 listed LED & CFL equivalent lamps permitted. Consult lamp manufacturer for conditions of use. Eaton does not warranty the lamp.
****Key: A:** Luminous Aperture, **H:** Height, **OD:** Trim Outside Diameter

Specifications, compliances and dimensions subject to change without notice

6108 Coilex® Straight Plastic Baffle, Self-flange

- Straight sides of Coilex baffle for large diameter BR30 and PAR30 lamps
- Coil spring retention
- Self-flange trim ring sized to hide gaps caused by construction tolerances

Housings		Max Lamp Compatibility
H27ICAT	E27ICAT	39W PAR30S, 60W PAR30L, 50W BR30
H27RICAT	E27RICAT	

Compatible with Halogen, Incandescent, LED* or CFL* lamps

6108WB
White Plastic Straight Coilex Baffle, White Self-flange

6108BB
Black Plastic Straight Coilex Baffle, White Self-flange

6108BKBB
Black Plastic Straight Coilex Baffle, Black Self-flange

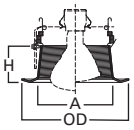

Dimensions**
A: 5-3/8" [137mm]
H: 2-5/8" [68mm]
OD: 7-3/4" [197mm]

6109 Coilex® Tapered Baffle, Self-flange

- Contoured tapered sides of Coilex baffle for BR30 and PAR30 lamps
- Coil spring retention
- Self-flange trim ring sized to hide gaps caused by construction tolerances

Housings		Max Lamp Compatibility
H27ICAT	E27ICAT	50W PAR30S, 75W PAR30L, 65W BR30
H27RICAT	E27RICAT	

Compatible with Halogen, Incandescent, LED* or CFL* lamps

6109WB
White Plastic Tapered Coilex Baffle, White Self-flange

6109BB
Black Plastic Tapered Coilex Baffle, White Self-flange

6109BKBB
Black Plastic Tapered Coilex Baffle, Black Self-flange

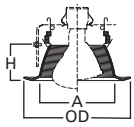

Dimensions**
A: 5-3/8" [137mm]
H: 2-5/8" [65mm]
OD: 7-3/4" [197mm]

6110 Perftex™ Baffle, Self-flange

- Perforated pattern baffle contoured for BR30 and PAR30 lamps
- Coil spring retention
- Self-flange trim ring sized to hide gaps caused by construction tolerances

Housings		Max Lamp Compatibility
H27ICAT	E27ICAT	50W PAR30S, 60W PAR30L, 50W BR30
H27RICAT	E27RICAT	

Compatible with Halogen, Incandescent, LED* or CFL* lamps

6110WB
White Perftex Baffle, White Self-flange

6110BB
Black Perftex Baffle, White Self-flange

6110BKBB
Black Perftex Baffle, Black Self-flange

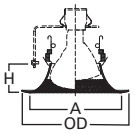

Dimensions**
A: 6-5/8" [169mm]
H: 2-1/8" [54mm]
OD: 7-3/4" [197mm]

6126 Shallow Full Cone Baffle, Self-flange

- Shallow full cone baffle for A19 and PAR30S lamps
- Torsion spring retention
- Socket supporting baffle
- Self-flange trim ring sized to hide gaps caused by construction tolerances

Housings		Max Lamp Compatibility
H27ICAT	E27ICAT	40W A19, 60W PAR30S, 75W PAR30L, 65W BR30
H27RICAT	E27RICAT	

Compatible with Halogen, Incandescent, LED* or CFL* lamps

6126WB
White Baffle, White Self-flange

6126BB
Black Baffle, White Self-flange

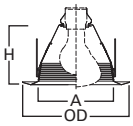

Dimensions**
A: 5-3/8" [137mm]
H: 4-3/8" [110mm]
OD: 7-3/4" [197mm]

*UL1993 listed LED & CFL equivalent lamps permitted. Consult lamp manufacturer for conditions of use. Eaton does not warranty the lamp.

****Key: A:** Luminous Aperture, **H:** Height, **OD:** Trim Outside Diameter

E26 Screw Base Trims

IC Shallow Housings: H27ICAT • H27RICAT • E27ICAT • E27RICAT

Adjustable – Eyeballs & Gimbals

74 Eyeball 30° Tilt, Self-flange

- Provides optimum position for PAR30S lamps
- Torsion spring retention
- Socket supporting eyeball

Housings		Max Lamp Compatibility
H27ICAT	E27ICAT	75W PAR30S
H27RICAT	E27RICAT	

Compatible with Halogen, Incandescent, LED* or CFL* lamps

74P
White Eyeball & Trim

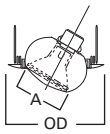

Dimensions**
A: 3-7/8" [98mm]
OD: 8" [203mm]

78 Eyeball 30° Tilt, Self-flange

- 30° tilt, 360° rotation
- Torsion spring retention
- Wide choice of finishes for any decor
- Socket supporting eyeball
- 78PAT makes installation Air-Tite regardless of housing used

Housings	Max Lamp Compatibility
H27ICAT	75W PAR30L, 65W BR30, 75W R30
H27RICAT	
E27ICAT	75W PAR30L, 65W BR30
E27RICAT	

Compatible with Halogen, Incandescent, LED* or CFL* lamps

78P
White Eyeball, White Trim

78PAT
White Eyeball, White Trim

air

78SN
Satin Nickel Eyeball,
Satin Nickel Trim

78TBZ
Tuscan Bronze Eyeball,
Tuscan Bronze Trim

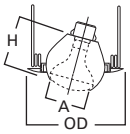

Dimensions**
A: 4" [100mm]
H: 4-1/8" [105mm]
OD: 8" [203mm]

420 Regressed Eyeball 30° Tilt, Self-flange

- Regressed eyeball with baffle splay
- Removable trim ring
- Accessories available: TRM6 designer trim rings, OT403 oversize trim ring
- Socket supporting eyeball

Housings	Max Lamp Compatibility
H27ICAT	50W PAR30S, 50W PAR30L, 60W BR30
H27RICAT	
E27ICAT	
E27RICAT	

Compatible with Halogen, Incandescent, LED* or CFL* lamps

420W
White Eyeball & Baffle,
White Trim

420P
White Eyeball & Black Baffle,
White Trim

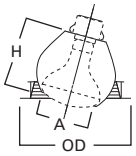

Dimensions**
A: 4" [100mm]
H: 4" [102mm]
OD: 7-1/4" [184mm]

6130 Eyeball 35° Tilt, Self-flange

- 35° tilt, 360° rotation
- Adjustable eyeball trim for BR30 and PAR30 lamps
- Torsion spring retention
- Socket supporting eyeball
- Self-flange trim ring sized to hide gaps caused by construction tolerances

Housings		Max Lamp Compatibility
H27ICAT	E27ICAT	75W PAR30L, 65W BR30
H27RICAT	E27RICAT	

Compatible with Halogen, Incandescent, LED* or CFL* lamps

6130WH
White Eyeball, White Self-flange

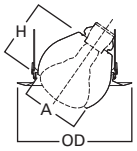

Dimensions**
A: 3-7/8" [100mm]
H: 3-7/8" [100mm]
OD: 7-3/4" [197mm]

*UL1993 listed LED & CFL equivalent lamps permitted. Consult lamp manufacturer for conditions of use. Eaton does not warranty the lamp.
****Key: A:** Luminous Aperture, **H:** Height, **OD:** Trim Outside Diameter

Specifications, compliances and dimensions subject to change without notice

6215 Double Gimbal 30°-50° Tilt, Self-flange

- 30°-50° tilt, 360° rotation
- 50° tilt with double gimbal design using compound angles
- Double gimbal for PAR30S lamps
- Torsion spring retention
- Shallow housings are compatible with PAR30S (short-neck) lamps
- Socket supporting gimbal
- Self-flange trim ring sized to hide gaps caused by construction tolerances

Housings		Max Lamp Compatibility
H27ICAT	E27ICAT	60W PAR30S
H27RICAT	E27RICAT	

Compatible with Halogen, Incandescent, LED* or CFL* lamps

6215WH
White Gimbal,
White Self-flange

6215BK
Black Gimbal,
Black Self-flange

6215SN
Satin Nickel Gimbal,
Satin Nickel Self-flange

6215TBZ
Tuscan Bronze Gimbal,
Tuscan Bronze Self-flange

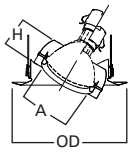

Dimensions**
A: 3-3/8" [84mm]
H: 2" [51mm]
OD: 7-3/4" [197mm]

Lenses & Wet Location Showerlights

170 Albalite Lens with Reflector

- White trim with Albalite glass lens
- PS version features non-conductive, non-corrosive gasketed polymer (plastic) trim ring
- PS version is "dead-front" construction and is wet location listed for use in showers
- Torsion spring retention
- PS version is Air-Tite; making any installation Air-Tite

Housings	Max Lamp Compatibility
H27ICAT	35W PAR30L
H27RICAT	40W A19
E27ICAT	29W A19
E27RICAT	

Compatible with Halogen, Incandescent, LED* or CFL* lamps

170P
Albalite Lens, White Trim

170PS
Albalite Lens, Polymer White Trim

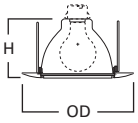

Dimensions**
H: 4" [102mm]
OD: 8" [203mm]

171 Drop Opal Glass Lens with Reflector

- White trim with drop opal glass lens
- PS version features non-conductive, non-corrosive gasketed polymer (plastic) trim ring
- PS version features "dead-front" construction and is wet location listed for use in showers
- Torsion spring retention
- PS version is Air-Tite; making any installation Air-Tite

Housings	Max Lamp Compatibility
H27ICAT	40W A19
H27RICAT	
E27ICAT	29W A19
E27RICAT	

Compatible with Halogen, Incandescent, LED* or CFL* lamps

171P
Drop Opal Lens, White Trim

171PS
Drop Opal Lens, White Polymer Trim

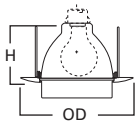

Dimensions**
H: 4" [102mm]
OD: 8" [203mm]

172 Dome Glass Lens with Reflector

- Frosted glass dome
- Features "dead-front" construction and is wet location listed for use in showers
- Non-conductive, non-corrosive gasketed polymer (plastic) trim ring
- Torsion spring retention
- Air-Tite trim makes any installation Air-Tite

Housings	Max Lamp Compatibility
H27ICAT	60W A19, 50W PAR30S
H27RICAT	
E27ICAT	43W A19
E27RICAT	

Compatible with Halogen, Incandescent, LED* or CFL* lamps

172PS
Frosted Glass Dome,
White Polymer Trim

172SNS
Frosted Glass Dome,
Satin Nickel Polymer Trim

172TBZS
Frosted Glass Dome,
Tuscan Bronze Polymer Trim

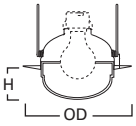

Dimensions**
H: 2-1/8" [54mm]
OD: 7-3/4" [197mm]

*UL1993 listed LED & CFL equivalent lamps permitted. Consult lamp manufacturer for conditions of use. Eaton does not warranty the lamp.

****Key: A:** Luminous Aperture, **H:** Height, **OD:** Trim Outside Diameter

E26 Screw Base Trims

IC Shallow Housings: H27ICAT • H27RICAT • E27ICAT • E27RICAT

173 Fresnel Lens with Reflector

- White trim with glass Fresnel lens
- PS version features non-conductive, non-corrosive gasketed polymer (plastic) trim ring
- PS version is "dead-front" construction and is wet location listed for use in showers
- Torsion spring retention
- PS version is Air-Tite; making any installation Air-Tite

Housings	Max Lamp Compatibility
H27ICAT	40W A19, 35W PAR30L
E27ICAT	35W PAR30L

Compatible with Halogen, Incandescent, LED* or CFL* lamps

173P
Fresnel Lens, White Trim

173PS
Fresnel Lens, White Polymer Trim

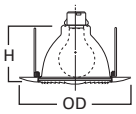

Dimensions**
H: 4" [102mm]
OD: 8" [203mm]

6145 Open Wet Location, Shallow Reflector, Self-flange

- Open wet location shallow Showerlight for PAR30S and PAR38 outdoor rated lamps ONLY
- Torsion spring retention
- Socket supporting cone
- Self-flange trim ring sized to hide gaps caused by construction tolerances

Housings		Max Lamp Compatibility
H27ICAT	E27ICAT	75W PAR30S, 75W PAR30L, 80W PAR38
H27RICAT	E27RICAT	

Compatible with Halogen, Incandescent, LED* or CFL* lamps

6145WH
White Shallow Reflector, White Self-flange

6145SN
Satin Nickel Shallow Reflector, Satin Nickel Self-flange

6145TBZ
Tuscan Bronze Shallow Reflector, Tuscan Bronze Self-flange

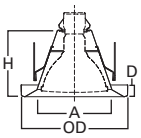

Dimensions**
A: 5-3/8" [136mm]
D: 7/8 [22mm]
H: 4-7/8" [123mm]
OD: 7-3/4" [197mm]

Outdoor Rated Lamp ONLY
(Purchase Separately)

Lamp Gasket
(Included)

6150 Low Profile, Frosted Glass Dome Lens, Self-flange

- Low profile, frosted glass dome lens
- Wet location Showerlight
- Torsion spring retention
- Non-conductive "dead-front" polymer (plastic) trim ring and glass lens
- Socket supporting internal reflector
- Self-flange trim ring sized to hide gaps caused by construction tolerances

Housings		Max Lamp Compatibility
H27ICAT	E27ICAT	29W A19, 39W PAR30S
H27RICAT	E27RICAT	

Compatible with Halogen, Incandescent, LED* or CFL* lamps

6150WH
Frosted Glass Dome Lens with Reflector, White Plastic Self-flange

6150SN
Frosted Glass Dome Lens with Reflector, Satin Nickel Plastic Self-flange

6150TBZ
Frosted Glass Dome Lens with Reflector, Tuscan Bronze Plastic Self-flange

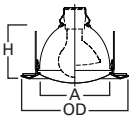

Dimensions**
A: 5-1/8" [130mm]
H: 4-1/5" [107mm]
OD: 7-3/4" [197mm]

6162 Drop Opal Plastic Lens, Self-flange

- Wet location Showerlight
- Non-conductive "dead-front" polymer (plastic) trim and lens
- Torsion spring retention
- Socket supporting internal reflector
- Self-flange trim ring sized to hide gaps caused by construction tolerances

Housings		Max Lamp Compatibility
H27ICAT	E27ICAT	29W A19
H27RICAT	E27RICAT	

Compatible with Halogen, Incandescent, LED* or CFL* lamps

6162WH
Drop Opal Plastic Lens with Reflector, Frosted Plastic Self-flange

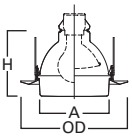

Dimensions**
A: 5-1/8" [130mm]
H: 3-7/8" [122mm]
OD: 7-3/4" [197mm]

*UL1993 listed LED & CFL equivalent lamps permitted. Consult lamp manufacturer for conditions of use. Eaton does not warranty the lamp.
****Key: A:** Luminous Aperture, **H:** Height, **OD:** Trim Outside Diameter

Specifications, compliances and dimensions subject to change without notice

6230 Squircle Frost Glass Lens, Metal Trim, Self-flange

Showerlight

- Low profile frost glass lens
- Wet location Showerlight
- Torsion spring retention
- Self-flange low profile metal trim ring
- Socket supporting internal bracket
- Integral rotation adjustment up to +/– 25° for precise alignment with room

Housings		Max Lamp Compatibility
H27ICAT	E27ICAT	29W A19
H27RICAT	E27RICAT	

Compatible with Halogen, Incandescent, LED* or CFL* lamps

6230AH
Frost Glass Lens, Aluminum Haze Squircle Trim

6230PN
Frost Glass Lens, Polished Nickel Squircle Trim

6230SN
Frost Glass Lens, Satin Nickel Squircle Trim

6230TBZ
Frost Glass Lens, Tuscan Bronze Squircle Trim

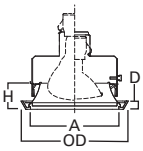

Dimensions**
A: 6" [152mm]
H: 4-1/4" [109mm]
D: 3/4" [20mm]
OD: 7-1/4" [185mm]

6255 Soft Square, Frost Curved Glass Lens, Self-flange

Showerlight

- Low profile curved frost glass lens
- Wet location Showerlight
- Torsion spring retention
- Non-conductive "dead-front" polymer (plastic) trim ring and glass lens
- Integral rotation adjustment up to +/– 25° for precise alignment with room
- Integrated socket supporting reflector for even illumination across lens corner-to-corner

Housings		Max Lamp Compatibility
H27ICAT	E27ICAT	29W A19
H27RICAT	E27RICAT	

Compatible with Halogen, Incandescent, LED* or CFL* lamps

6255WH
Frost Curved Glass Lens with Reflector, White Plastic Self-flange

6255SN
Frost Curved Glass Lens with Reflector, Satin Nickel Plastic Self-flange

6255TBZ
Frost Curved Glass Lens with Reflector, Tuscan Bronze Plastic Self-flange

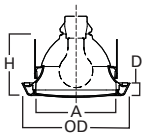

Dimensions**
A: 5-7/8" [149mm]
D: 1" [25mm]
H: 4-1/2" [114mm]
OD: 7-5/8" [194mm]

Open, Splay & Wall Wash

300 Open Trim with Fixed Socket Bracket

- Open trim for BR30 and PAR30 lamps
- Torsion spring retention
- Socket supporting internal bracket

Housings	Max Lamp Compatibility
H27ICAT	75W PAR30S, 50W PAR30L, 60W BR30
H27RICAT	75W PAR30S, 60W BR30
E27ICAT	**300P:** 60W PAR30S, 60W PAR30L, 60W BR30
E27RICAT	**300SN**, **300TBZ:** 60W PAR30S, 60W PAR30L, 50W BR30

Compatible with Halogen, Incandescent, LED* or CFL* lamps

300P
Socket Bracket with White Open Trim

300SN
Socket Bracket with Satin Nickel Open Trim

300TBZ
Socket Bracket with Tuscan Bronze Open Trim

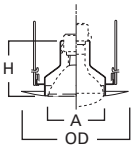

Dimensions**
A: 4-3/4" [122mm]
H: 4-3/4" [122mm]
OD: 7-1/4" [184mm]

328 White Splay Trim

- Splay trim for BR30 and PAR30 lamps
- Coil spring retention

Housings	Max Lamp Compatibility
H27ICAT	50W PAR30S, 75W PAR30L, 65W BR30
H27RICAT	
E27ICAT	
E27RICAT	

Compatible with Halogen, Incandescent, LED* or CFL* lamps

328P
White Splay Trim

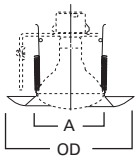

Dimensions**
H: 3-7/8" [98mm]
OD: 7-3/4" [197mm]

*UL1993 listed LED & CFL equivalent lamps permitted. Consult lamp manufacturer for conditions of use. Eaton does not warranty the lamp.

****Key: A:** Luminous Aperture, **H:** Height, **OD:** Trim Outside Diameter

E26 Screw Base Non-Insulated Ceiling Housings & Trims

Quick Reference – Non-IC

Trim Series #	Style	H7T	H7TCP	H7RT	E7TAT	E7RTAT	H7TNB	E7TATNB	H27T	H27RT	E27TAT	E27RTAT
30	Reflector & Baffle	•	•	•	•	•	•	•	—	—	—	—
70	Showerlight	•	•	•	•	•	—	—	•	—	•	—
71	Showerlight	•	•	•	•	•	—	—	•	—	•	—
73	Showerlight	•	•	•	•	•	—	—	•	—	•	—
74	Adjustable	•	—	•	•	•	•	•	•	•	•	•
76	Adjustable	•	•	•	•	•	•	•	—	—	—	—
78	Adjustable	•	•	•	•	•	•	•	•	•	•	•
79	Pinhole	•	•	—	•	—	—	—	•	•	•	•
170	Showerlight	•	—	•	•	•	•	•	•	•	•	•
171	Showerlight	•	—	•	•	•	•	•	•	•	•	•
172	Showerlight	•	—	•	•	•	•	•	•	•	•	•
173	Showerlight	•	—	•	•	•	•	•	•	•	•	•
300	Open	•	—	—	•	—	—	—	—	—	—	—
301	Open	•	•	•	•	•	—	—	•	•	•	•
303	Wall Wash	•	•	•	•	•	—	—	—	—	—	—
310	Baffle	•	•	•	•	•	—	—	•	•	•	•
312	Baffle	•	—	•	•	•	—	—	•	•	•	•
328	Splay	•	•	•	•	•	—	—	•	•	•	•
353	Baffle	•	—	•	•	•	—	—	•	•	•	•
376	Adjustable	•	•	•	•	•	•	•	•	•	•	•
378	Adjustable	•	•	•	•	—	•	•	•	•	•	—
401	Open	•	•	•	•	•	—	—	—	—	—	—
405	Reflector	•	•	•	•	•	•	•	—	—	—	—
410	Baffle	•	•	•	•	•	—	—	—	—	—	—
419	Adjustable	•	•	•	•	•	•	•	•	•	•	•
420	Adjustable	•	—	•	•	•	•	•	•	•	•	•
424	Wall Wash	•	•	•	•	•	—	—	—	—	—	—
425	Wall Wash	•	•	•	•	•	—	—	—	—	—	—
426	Reflector	•	•	•	•	•	—	—	•	•	•	•
428	Splay	•	•	•	•	•	—	—	—	—	—	—
429	Reflector	•	•	•	•	•	—	—	—	—	—	—
430	Wall Wash	•	—	—	•	—	•	•	—	—	—	—
478	Adjustable	•	•	•	•	•	•	•	—	—	—	—
1412	Adjustable	•	—	•	•	—	—	—	—	—	—	—
1416	Reflector & Baffle	•	—	•	•	—	—	—	—	—	—	—
1417	Adjustable	•	•	•	•	—	—	—	—	—	—	—
1450	Slot	•	—	•	—	—	—	—	—	—	—	—
1475	Adjustable	•	—	•	•	•	—	—	—	—	—	—
1479	Pinhole	•	•	•	•	•	—	—	—	—	—	—
4051	Reflector	•	—	•	•	•	•	•	—	—	—	—
4261	Reflector	•	—	•	•	•	—	—	•	•	•	•
30SBAT	Reflector	•	—	•	•	•	•	•	—	—	—	—

Specifications, compliances and dimensions subject to change without notice

E26 Screw Base Non-Insulated Ceiling Housings & Trims

Quick Reference – Non-IC

6 INCH

Trim Series #	Style	H7T	H7TCP	H7RT	E7TAT	E7RTAT	H7TNB	E7TATNB	H27T	H27RT	E27TAT	E27RTAT
6100	Baffle	•	•	•	•	•	—	—	•	•	•	•
6101	Baffle	•	•	•	•	•	—	—	•	•	•	•
6102	Baffle	•	•	•	•	•	—	—	•	•	•	•
6103	Baffle	•	•	•	•	•	—	—	•	•	•	•
6106	Reflector	•	•	•	•	•	—	—	•	•	•	•
6107	Reflector	•	•	•	•	•	—	—	•	•	•	•
6108	Baffle	•	•	•	•	•	—	—	•	•	•	•
6109	Baffle	•	•	•	•	•	—	—	•	•	•	•
6110	Baffle	•	•	•	•	•	—	—	•	•	•	•
6120	Reflector	•	•	•	•	•	•	•	—	—	—	—
6121	Reflector	•	—	•	•	•	•	•	•	•	•	•
6125	Baffle	•	•	•	•	•	•	•	—	—	—	—
6126	Baffle	•	—	•	•	•	•	•	•	•	•	•
6130	Adjustable	•	•	•	•	•	•	•	•	•	•	•
6145	Open Showerlight	•	•	•	•	•	•	•	•	•	•	•
6146	Open Showerlight	•	•	•	•	•	•	•	—	—	—	—
6150	Showerlight	•	•	•	•	•	•	•	•	•	•	•
6160	Showerlight	•	•	•	•	•	—	—	•	—	•	—
6170	Adjustable	•	•	•	•	•	•	•	—	—	—	—
6215	Adjustable	•	•	•	•	•	•	•	•	•	•	•
6222	Adjustable	•	•	•	•	•	•	•	—	—	—	—
6230	Showerlight	•	•	•	•	•	•	•	•	•	•	•
6255	Showerlight	•	•	•	•	•	•	•	•	•	•	•

E26 Screw Base Non-IC Housing

H7T

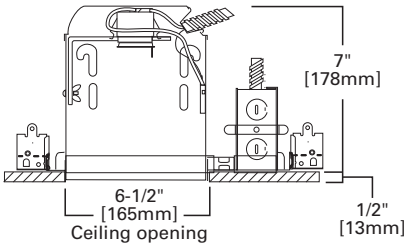

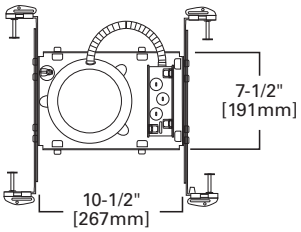

H7T

6" Non-IC, New Construction, 120V

The H7 recessed housing is the standard in the industry for both light commercial and residential applications. H7 series features full-frame design, robust construction, feed-through listing, Got Nail! bar hangers; and may support use of higher wattage lamps. A wide variety of trims allows a number of different lighting effects to be created with one basic housing. The H7T is for use in non-insulated ceilings. If ceiling insulation is present, it must be kept 3" from all sides of housing. May be retrofit with compatible Halo LED lighting systems.

Special Features

Got Nail!™ bar hangers
q-Channel bars with Pass-N-Thru™
Slide-N-Side™ junction box
Quick Connect™ push wire nuts

Compatible Trims

30◊	172◊	378	428	1479	6108	6146
70	173	401	429	4051	6109	6150
71	300	405	430◊	4261	6110	6160
73	301	410	478	6100	6120◊	6170
74	303	419	1412	6101	6121◊	6215
76	310	420	1416	6102	6125◊	6222
78◊	312	424	1417	6103	6126◊	6230
79	328	425	1450	6106	6130	6255
170	353	426	1475	6107	6145	30SBAT◊
171	376					

Trims for use in Halo listed housings

Select trims are classified for use in other housings, see www.eaton.com/lighting/legal

◊ Air-Tite trims can make the H7T installation ASTM E283 compliant (in a non-insulated ceiling)

Features

Housing
- Single wall die-stamped CRS housing
- White housing paint finish

Socket Plate
- Rigid socket plate adjusts and locks without tools for various lamp sizes
- Socket plate and bracket may be removed when using socket supporting trims

Plaster Frame
- The housing can be removed from plaster frame to provide access to the junction box
- Galvanized steel construction
- Housing adjusts in plaster frame to accommodate ceilings up to 1" – 3/8" thick
- Plaster frame features include:
  - Patented regressed locking screw positioned for securing hanger bars from below the ceiling
  - Cutouts for easily crimping hanger bars in position
  - Halo name embossed on plaster frame

Includes:
- Got Nail!™ bar hangers (Details Pg. 9)
- q-Channel bars with Pass-N-Thru™ (Details Pg. 9)
- Slide-N-Side™ junction box wire traps (Details Pg. 9)
- Quick Connect™ push wire nuts (Details Pg. 9)

Socket
- Porcelain socket with nickel plated brass screw shell
- Snap-in springs secure socket to socket plate, and may be detached when using socket supporting trims
- Overspray protector included

Thermal Protector
Self resetting thermal protector deactivates fixture if overheating occurs due to improper lamping or misapplied insulation

Trims
Halo Fit-All concept offers multiple trim options in a variety of design styles, and functional beam distributions to control beam angle and lumen delivery in accommodating various lamp types including Halogen, CFL and LED

Compliance
- cULus Listed 1598 luminaire
- cULus Listed damp location
- cULus Listed for wet location, covered ceiling, with select trims
- cULus Listed for feed through
- RoHS compliant
- IP rated (Improper Lamp)

Specifications, compliances and dimensions subject to change without notice

E26 Screw Base Non-IC Housing

H7TCP



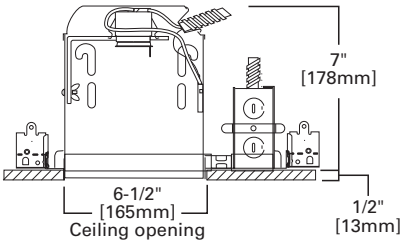

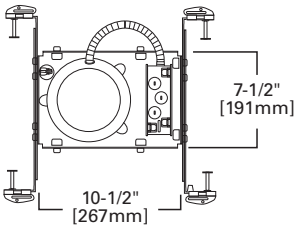

H7TCP

6" Non-IC, New Construction or Remodel, Chicago Plenum, 120V

The H7TCP recessed housing is designed for City of Chicago applications. The wide variety of trims available allows a number of different lighting effects to be created with one basic housing. The H7TCP is designed for non-insulated Chicago Plenum ceilings where insulation must be kept a minimum of 3" from all sides of housing. May be retrofit with compatible Halo LED lighting systems.

Special Features

Chicago Plenum

Compatible Trims

30	301	405	429	6103	6120	6160
70	303	410	478	6106	6125	6170
71	310	419	1417	6107	6130	6215
73	328	424	1479	6108	6145	6222
76	376	425	6100	6109	6146	6230
78	378	426	6101	6110	6150	6255
79	401	428	6102			

Trims for use in Halo listed housings

Select trims are classified for use in other housings, see www.eaton.com/lighting/legal

Features

Housing
- Single wall CRS housing
- White housing paint finish
- Constructed and gasketed to meet Chicago CCEA requirements

Plaster Frame
- "Boat shaped" plaster frame design for new construction or remodel in existing ceilings
- Galvanized steel die-formed construction
- Housing adjusts in plaster frame to accommodate up to 1" ceiling thickness

Socket Plate
- Rigid socket plate adjusts and locks without tools for various lamp sizes
- Socket plate and bracket may be removed when using socket supporting trims

Socket
- Porcelain socket with nickel plated brass screw shell
- Snap-in socket speeds installation and attaches directly to the trim for consistent lamp positioning
- Overspray protector included

Thermal Protector
Self resetting thermal protector deactivates fixture if overheating occurs due to improper lamping or misapplied insulation

Trims
Halo Fit-All concept offers multiple trim options in a variety of design styles, and functional beam distributions to control beam angle and lumen delivery in accommodating various lamp types including Halogen, CFL and LED

Compliance
- cULus Listed 1598 luminaire
- cULus Listed damp location
- cULus Listed for wet location, covered ceiling, with select trims
- cULus Listed for feed through
- RoHS compliant
- IP rated (Improper Lamp)
- City of Chicago Environmental Air "Chicago Plenum" Compliant

E26 Screw Base Non-IC Housing

H7RT

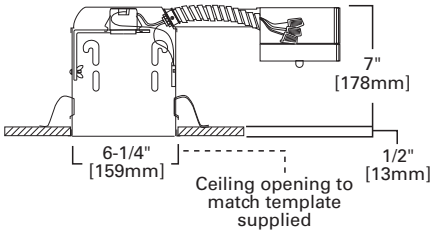

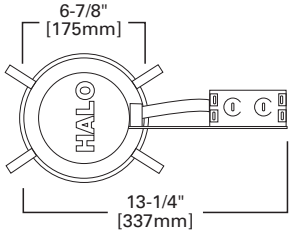

H7RT

6" Non-IC, Remodel, 120V

The H7 recessed remodel housing is the standard in the industry for both light commercial and residential applications. H7 series features full-frame design, robust construction, feed-through listing, Got Nail! bar hangers; and may support use of higher wattage lamps. A wide variety of trims allows a number of different lighting effects to be created with one basic housing. The H7RT is for use in non-insulated existing ceilings where the remodel housing slips through opening in finished ceiling. If ceiling insulation is present, it must be kept 3" from all sides of housing. May be retrofit with compatible Halo LED lighting systems.

Special Features

Quick Connect™ push wire nuts

Compatible Trims

30◊	172	378	428	4051	6109	6150
70	173	401	429	4261	6110	6160
71	301	405	478	6100	6120◊	6170
73	303	410	1412	6101	6121◊	6215
74	310	419	1416	6102	6125◊	6222
76	312	420	1417	6103	6126◊	6230
78◊	328	424	1450	6106	6130	6255
170	353	425	1475	6107	6145	30SBAT◊
171	376	426	1479	6108	6146	

Trims for use in Halo listed housings

Select trims are classified for use in other housings, see www.eaton.com/lighting/legal

◊ Air-Tite trims can make the H7RT installation ASTM E283 compliant (in a non-insulated ceiling)

Features

Housing
- Single wall die-stamped CRS shallow housing
- White housing paint finish
- For installation from below the finished ceiling. Integral flange secures fixture against ceiling.

Socket Plate
- Rigid socket plate adjusts and locks without tools for various lamp sizes
- Socket plate and bracket may be removed when using socket supporting trims

Remodel Springs
Four remodel springs secure housing and accommodate 1/2" and 5/8" ceiling material

Junction Box
- Seven 1/2" trade size conduit knockouts with true pry-out slots are positioned to accommodate straight conduit runs
- Four non-metallic (NM) cable pry-outs included

Includes:
- Quick Connect™ push wire nuts (Details Pg. 9)

Socket
- Porcelain socket with nickel plated brass screw shell
- Snap-in springs secure socket to socket plate, and may be detached when using socket supporting trims
- Overspray protector included

Thermal Protector
Self resetting thermal protector deactivates fixture if overheating occurs due to improper lamping or misapplied insulation

Trims
Halo Fit-All concept offers multiple trim options in a variety of design styles, and functional beam distributions to control beam angle and lumen delivery in accommodating various lamp types including Halogen, CFL and LED

Compliance
- cULus Listed 1598 luminaire
- cULus Listed damp location
- cULus Listed for wet location, covered ceiling, with select trims
- cULus Listed for feed through
- RoHS compliant
- IP rated (Improper Lamp)

Specifications, compliances and dimensions subject to change without notice

E26 Screw Base Non-IC Housing

E7TAT

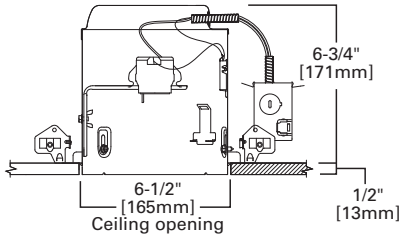

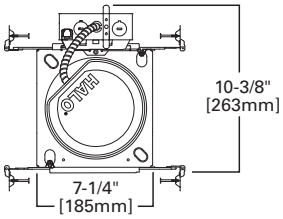

E7TAT

6" Non-IC, Air-Tite, New Construction Housing, 120V

The E7TAT is a compact and efficient recessed Non-IC housing optimized and listed for EISA compliant tungsten-halogen, CFL and LED lamps as well as incandescent. Housing is suitable for residential or light commercial applications. For installation in non-insulated ceilings; if ceiling insulation is present it must be kept 3" from all sides of housing. Housing features Air-Tite code compliant construction. Use with a variety of trims and finishes to create different lighting effects or to match any decor. May be retrofit with compatible Halo LED lighting systems.

Special Features

- All-Nail!™ bar hangers
- q-Channel bars with Pass-N-Thru™
- Hinged j-box with Slide-N-Side™
- Quick Connect™ push wire nuts
- Air-Tite™ code compliant

Compatible Trims

30	172	376	426	1479	6108	6146
70	173	378	428	4051	6109	6150
71	300	401	429	4261	6110	6160
73	301	405	430	6100	6120	6170
74	303	410	478	6101	6121	6215
76	310	419	1412	6102	6125	6222
78	312	420	1416	6103	6126	6230
79	328	424	1417	6106	6130	6255
170	353	425	1475	6107	6145	30SBAT
171						

Trims for use in Halo listed housings

Select trims are classified for use in other housings, see www.eaton.com/lighting/legal

Features

Housing
- Single wall die-formed housing
- Housing features a precision rolled interlocking collar which maintains aperture geometry for greater assurance of installation results
- Exclusive Air-Tite gasket meets code where required, and seals between housing, frame and finished ceiling - without need for additional caulk
- May be removed from the plaster frame to provide access to junction box

Socket Plate
- Rigid socket plate adjusts and locks without tools for various lamp sizes
- Socket plate and bracket may be removed when using socket supporting trims

Plaster Frame
- Galvanized steel frame. Housing adjusts in plaster frame to accommodate up to 3/8" - 1" ceiling thickness.
- (2) Regressed locking screws for securing hanger bars

Includes:
- All-Nail!™ bar hangers (Details Pg. 11)
- q-Channel bars with Pass-N-Thru™ (Details Pg. 11)
- Hinged junction box with Slide-N-Side™ (Details Pg. 11)
- Quick Connect™ push wire nuts (Details Pg. 11)
- Air-Tite™ code compliant (Details Pg. 11)

Socket
- Porcelain socket with nickel plated brass screw shell
- Snap-in springs secure socket to socket plate, and may be detached when using socket supporting trims
- Shipped with socket overspray protector installed

Thermal Protector
Self resetting thermal protector deactivates fixture if overheating occurs due to improper lamping or misapplied insulation

Trims
Halo Fit-All concept offers multiple trim options in a variety of design styles, and functional beam distributions to control beam angle and lumen delivery in accommodating various lamp types including Halogen, CFL and LED

Compliance
- cULus Listed 1598 luminaire
- cULus Listed damp location
- cULus Listed for wet location, covered ceiling, with select trims
- Air-Tite code compliant. Certified under ASTM E283; not exceeding 2.0 cfm (0.944 L/s) air leakage rate tested at a 1.57 psf (75 Pa) pressure differential.
- RoHS compliant

E26 Screw Base Non-IC Housing

E7RTAT

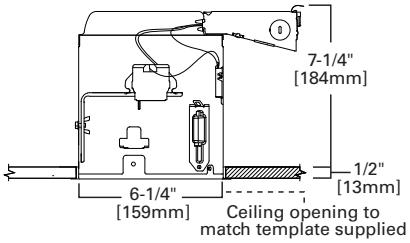

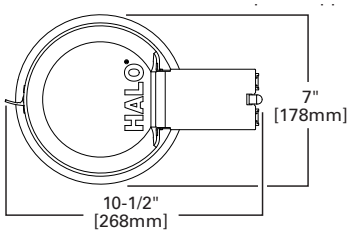

E7RTAT

6" Non-IC, Air-Tite, Remodel Housing, 120V

The E7RTAT is a compact and efficient recessed remodel Non-IC housing optimized and listed for EISA compliant, tungsten-halogen, CFL and LED lamps as well as incandescent. Housing is suitable for residential or light commercial applications. For installation in non-insulated ceilings, if ceiling insulation is present it must be kept 3" from all sides of housing. Housing features Air-Tite code compliant construction. Use with a variety of trims and finishes to create different lighting effects or to match any decor. May be retrofit with compatible Halo LED lighting systems.

Special Features

Hinged j-box with Slide-N-Side™
Quick Connect™ push wire nuts
Air-Tite™ code compliant

Compatible Trims

30	172	376	426	6100	6110	6150
70	173	401	428	6101	6120	6160
71	301	405	429	6102	6121	6170
73	303	410	478	6103	6125	6215
74	310	419	1475	6106	6126	6222
76	312	420	1479	6107	6130	6230
78	328	424	4051	6108	6145	6255
170	353	425	4261	6109	6146	30SBAT
171						

Trims for use in Halo listed housings

Select trims are classified for use in other housings, see www.eaton.com/lighting/legal

Features

Housing
- Single wall die-formed housing
- Die formed flange maintains aperture geometry for greater assurance of installation results
- Exclusive Air-Tite gasket meets code where required, and seals between housing, flange and finished ceiling - without need for additional caulk
- For installation from below the finished ceiling. Integral flange secures fixture against ceiling.

Remodel Retention System - Speed Clamps
- Exclusive two integral speed clamps securely lock housing to ceiling, accommodating 3/8" to 2" ceiling materials

Socket Plate
- Rigid socket plate adjusts and locks without tools for various lamp sizes
- Socket plate and bracket may be removed when using socket supporting trims

Includes:
- Hinged junction box with Slide-N-Side™ (Details Pg. 11)
- Quick Connect™ push wire nuts (Details Pg. 11)
- Air-Tite™ code compliant (Details Pg. 11)

Socket
- Porcelain socket with nickel plated brass screw shell
- Snap-in springs secure socket to socket plate, and may be detached when using socket supporting trims
- Shipped with socket overspray protector installed

Thermal Protector
Self resetting thermal protector deactivates fixture if overheating occurs due to improper lamping or misapplied insulation

Trims
Halo Fit-All concept offers multiple trim options in a variety of design styles, and functional beam distributions to control beam angle and lumen delivery in accommodating various lamp types including Halogen, CFL and LED

Quick Connect™ Wiring Tray
- (3) Color coded 4-port push-in wire nuts included
- Captive tray holds push-nuts in place for one-handed connections to line, neutral & ground
- Speeds installation and increases reliability
- No additional wire nuts required

Compliance
- cULus Listed 1598 luminaire
- cULus Listed damp location
- cULus Listed for wet location, covered ceiling, with select trims
- Air-Tite code compliant. Certified under ASTM E283; not exceeding 2.0 cfm (0.944 L/s) air leakage rate tested at a 1.57 psf (75 Pa) pressure differential.
- RoHS compliant

Specifications, compliances and dimensions subject to change without notice

Reflectors

30 Reflector, Self-flange

- Self-flange reflector with torsion spring retention
- Accepts a wide range of lamps
- Makes installation Air-Tite regardless of housing used
- Socket supporting reflector

Housings	Max Lamp Compatibility
H7T	100W A19, 75W PAR30S, 75W PAR30L, 85W BR30, 100W R30, 150W PAR38
H7TCP	
H7RT	150W A21, 50W PAR30S, 75W PAR30L, 65W BR30, 75W R30, 150W PAR38
E7TAT	100W A19, 150W A21, 75W PAR30S, 75W PAR30L, 150W PAR38, 65W BR30
E7RTAT	100W A19, 150W A21, 50W PAR30S, 75W PAR30L, 150W PAR38, 65W BR30

Compatible with Halogen, Incandescent, LED* or CFL* lamps

30HAT
Haze Reflector, White Trim

30RGAT
Residential Gold Reflector, White Trim

30CAT
Clear Specular Reflector, White Trim

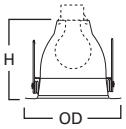

Dimensions**
H: 5" [127mm]
OD: 7-1/4" [184mm]

30SBAT Reflector, Self-flange

- Self-flange reflector with torsion spring retention
- Accepts a wide range of lamps
- Makes installation Air-Tite regardless of housing used
- Socket supporting reflector

Housings	Max Lamp Compatibility
H7T	100W A19, 150W A21, 50W PAR30S, 75W PAR30L, 150W PAR38, 85W BR30, 100W R30
H7RT	150W A21, 50W PAR30S, 75W PAR30L, 65W BR30, 75W R30, 150W PAR38
E7TAT	100W A19, 150W A21, 75W PAR30S, 75W PAR30L, 150W PAR38, 65W BR30
E7RTAT	100W A19, 150W A21, 50W PAR30S, 75W PAR30L, 150W PAR38, 65W BR30

Compatible with Halogen, Incandescent, LED* or CFL* lamps

30SBAT
Specular Black Reflector & Trim

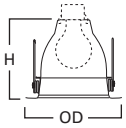

Dimensions**
H: 5" [127mm]
OD: 7-1/4" [184mm]

405 Specular Full Cone Reflector

- Full reflector for use with A-lamps
- Accessories available: TRM6 designer trim rings, OT403 oversize trim ring
- Friction clip retention on housing plaster ring
- Removable trim ring
- Socket supporting reflector

Housings	Max Lamp Compatibility
H7T	
H7TCP	
H7RT	150W A21
E7TAT	
E7RTAT	

Compatible with Halogen, Incandescent, LED* or CFL* lamps

405SC
Specular Clear Reflector, White Trim



Friction Clips install on housing plaster ring

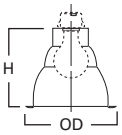

Dimensions**
H: 5" [127mm]
OD: 7-1/4" [184mm]

*UL1993 listed LED & CFL equivalent lamps permitted. Consult lamp manufacturer for conditions of use. Eaton does not warranty the lamp.

****Key: A:** Luminous Aperture, **H:** Height, **OD:** Trim Outside Diameter

E26 Screw Base Trims

Non-IC Housings: H7T • H7TCP • H7RT • E7TAT • E7RTAT

426 Reflector Cone

- Accepts a wide variety of lamps
- Coil spring retention
- Removable trim ring
- Accessories available: TRM6 designer trim rings, OT403 oversize trim ring

Housings	Max Lamp Compatibility
H7T H7TCP	75W PAR30S, 150W PAR38, 65W BR30, 120W BR40, 75W R30, 150W R40
H7RT	75W PAR30S, 75W PAR30L, 65W BR30, 120W BR40, 75W R30, 150W R40
E7TAT	75W PAR30S, 150W PAR38, 65W BR30, 120W BR40
E7RTAT	75W PAR30S, 75W PAR30L, 65W BR30, 120W BR40

Compatible with Halogen, Incandescent, LED* or CFL* lamps

426
Clear Specular Reflector Cone, White Trim

426MB
Black Specular Reflector Cone, White Trim

426H
Haze Reflector Cone, White Trim

426SN
Satin Nickel Reflector Cone, Satin Nickel Trim

426TBZ
Tuscan Bronze Reflector Cone, Tuscan Bronze Trim

H930 (H7 Housings ONLY) PAR lamp aiming accessory for 310 and 426 trims. Allows 30° tilt and 358° rotation. 50W PAR30.

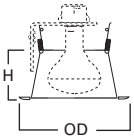

Dimensions**
H: 2-5/8" [67mm]
OD: 7-1/4" [184mm]

429 Dayform White Cone, Self-flange

- Contoured sides shield interior view of housing
- Removable trim ring
- Accessories available: TRM6 designer trim rings, OT403 oversize trim ring

Housings	Max Lamp Compatibility
H7T H7TCP H7RT	75W PAR30S, 75W PAR30L, 65W BR30, 75W R30
E7TAT E7RTAT	75W PAR30S, 75W PAR30L, 65W BR30

Compatible with Halogen, Incandescent, LED* or CFL* lamps

429P
White Reflector, White Self-flange

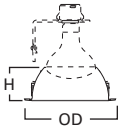

Dimensions**
H: 3" [76mm]
OD: 7-1/4" [184mm]

4051 White Full Cone Reflector, Self-flange

- Full reflector for use with A-lamps
- Friction clip retention on housing plaster ring
- Accessories available: TRM6 designer trim rings, OT403 oversize trim ring
- Socket supporting reflector

Housings		Max Lamp Compatibility
H7T	E7TAT	150W A21
H7RT	E7RTAT	

Compatible with Halogen, Incandescent, LED* or CFL* lamps

4051P
White Reflector, White Self-flange



Friction Clips install on housing plaster ring

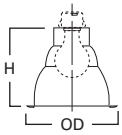

Dimensions**
H: 6" [152mm]
OD: 7-1/4" [184mm]

4261 White Reflector Cone, Self-flange

- Accepts R and PAR lamps
- Coil spring retention

Housings	Max Lamp Compatibility
H7T	75W PAR30S, 150W PAR38, 65W BR30, 120W BR40, 75W R30, 150W R40
H7RT	75W PAR30S, 75W PAR30L, 65W BR30, 120W BR40, 75W R30, 150W R40
E7TAT	75W PAR30S, 75W PAR30L, 150W PAR38, 65W BR30, 120W BR40
E7RTAT	75W PAR30S, 75W PAR30L, 65W BR30, 120W BR40

Compatible with Halogen, Incandescent, LED* or CFL* lamps

4261P
White Reflector, White Self-flange

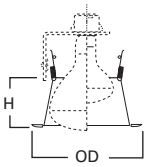

Dimensions**
H: 2-5/8" [67mm]
OD: 7-1/4" [184mm]

*UL1993 listed LED & CFL equivalent lamps permitted. Consult lamp manufacturer for conditions of use. Eaton does not warranty the lamp.
****Key: A:** Luminous Aperture, **H:** Height, **OD:** Trim Outside Diameter

Specifications, compliances and dimensions subject to change without notice

6106 Straight Reflector Cone, Self-flange

- Straight sides of cone reflector
- Self-flange reflector cone
- Coil spring retention
- Self-flange trim ring sized to hide gaps caused by construction tolerances

Housings		Max Lamp Compatibility
H7T	E7TAT	75W PAR30S, 75W PAR30L, 120W PAR38, 65W BR30, 120W BR40
H7RT	E7RTAT	
H7TCP		

Compatible with Halogen, Incandescent, LED* or CFL* lamps

6106SC
Specular Clear Reflector, White Self-flange

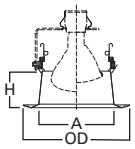

Dimensions**
A: 5-3/8" [137mm]
H: 2-5/8" [68mm]
OD: 7-3/4" [197mm]

6107 Tapered Reflector, Self-flange

- Self-flange reflector cone
- Contoured tapered sides of cone reflector
- Coil spring retention
- Self-flange trim ring sized to hide gaps caused by construction tolerances

Housings		Max Lamp Compatibility
H7T	E7TAT	75W PAR30S, 75W PAR30L, 65W BR30
H7TCP		
H7RT	E7RTAT	

Compatible with Halogen, Incandescent, LED* or CFL* lamps

6107SC
Specular Clear Reflector, White Self-flange

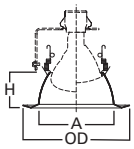

Dimensions**
A: 5-3/8" [137mm]
H: 2-5/8" [65mm]
OD: 7-3/4" [197mm]

6120 Full Cone Reflector, Self-flange

- Full cone reflector
- Torsion spring retention
- Socket supporting reflector
- Self-flange trim ring sized to hide gaps caused by construction tolerances
- Makes installation Air-Tite regardless of housing used

Housings		Max Lamp Compatibility
H7T	E7TAT	100W A19, 150W A21, 75W PAR30S, 75W PAR30L, 150W PAR38, 85W BR30, 120W BR40
H7RT	E7RTAT	
H7TCP		**6120WH:** 100W A19, 75W PAR30S, 75W PAR30L, 120W PAR38, 65W BR30 **6120SN, 6120TBZ:** 75W A19, 100W PAR38

Compatible with Halogen, Incandescent, LED* or CFL* lamps

6120WH
White Reflector, White Self-flange

6120SN
Satin Nickel Reflector, Satin Nickel Self-flange

6120TBZ
Tuscan Bonze Reflector, Tuscan Bronze Self-flange

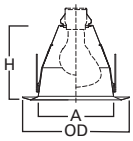

Dimensions**
A: 5-3/8" [137mm]
H: 5-3/8" [138mm]
OD: 7-3/4" [197mm]

6121 Shallow Full Cone Reflector, Self-flange

- Shallow full cone reflector
- Torsion spring retention
- Self-flange trim ring sized to hide gaps caused by construction tolerances
- Makes installation Air-Tite regardless of housing used

Housings		Max Lamp Compatibility
H7T	E7TAT	40W A19, 75W PAR30S, 75W PAR30L, 65W BR30
H7RT	E7RTAT	40W A19, 75W PAR30S, 75W PAR30L, 65W BR30

Compatible with Halogen, Incandescent, LED* or CFL* lamps

6121WH
White Reflector, White Self-flange

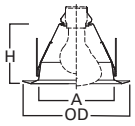

Dimensions**
A: 5-3/8" [137mm]
H: 4-3/8" [110mm]
OD: 7-3/4" [197mm]

*UL1993 listed LED & CFL equivalent lamps permitted. Consult lamp manufacturer for conditions of use. Eaton does not warranty the lamp.

****Key: A:** Luminous Aperture, **H:** Height, **OD:** Trim Outside Diameter

E26 Screw Base Trims

Non-IC Housings: H7T • H7TCP • H7RT • E7TAT • E7RTAT

Baffles

30 Baffle, Self-flange

- Self-flange metal baffle with upper reflector
- Socket supporting baffle
- Torsion spring retention
- Accepts a wide range of lamps
- Makes installation Air-Tite regardless of housing used

Housings	Max Lamp Compatibility
H7T	100W A19, 150W A21, 75W PAR30S, 75W PAR30L, 150W PAR38, 85W BR30, 100W R30
H7TCP	75W A19, 75W PAR30S, 75W PAR30L, 150W PAR38, 85W BR30, 100W R30
H7RT	100W A19, 150W A21, 50W PAR30S, 50W PAR30L, 150W PAR38, 85W BR30, 100W R30
E7TAT	100W A19, 150W A21, 75W PAR30S, 75W PAR30L, 150W PAR38, 65W BR30
E7RTAT	100W A19, 150W A21, 50W PAR30S, 75W PAR30L, 150W PAR38, 65W BR30

Compatible with Halogen, Incandescent, LED* or CFL* lamps

30WAT
White Baffle & Reflector, White Trim

30WATH
White Baffle & Clear Reflector, White Trim

30PAT
Black Baffle & Clear Reflector, White Trim

30SNAT
Satin Nickel Baffle & Reflector, Satin Nickel Trim

30TBZAT
Tuscan Bronze Baffle & Reflector, Tuscan Bronze Trim

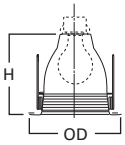

Dimensions**
H: 5" [127mm]
OD: 7-1/4" [184mm]

310 Coilex® Baffle

- Black or white phenolic Coilex baffle with white metal trim ring
- Removable trim ring
- Accessories available: TRM6 designer trim rings, OT403 oversize trim ring
- Coil spring retention

Housings	Max Lamp Compatibility
H7T	75W PAR30S, 75W PAR30L, 65W BR30, 75W R30
H7TCP	75W PAR30S, 65W BR30, 75W R30
H7RT	75W PAR30S, 75W PAR30L, 65W BR30, 75W R30
E7TAT E7RTAT	75W PAR30S, 75W PAR30L, 65W BR30

Compatible with Halogen, Incandescent, LED* or CFL* lamps

310W
White Coilex Baffle, White Trim

310P
Black Coilex Baffle, White Trim

310SN
Satin Nickel Coilex Baffle, Satin Nickel Trim

310TBZ
Tuscan Bronze Coilex Baffle, Tuscan Bronze Trim

H930 (H7 Housings ONLY) PAR lamp aiming accessory for 310 and 426 trims. Allows 30° tilt and 358° rotation. 50W PAR30.

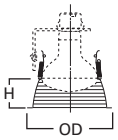

Dimensions**
H: 3-1/16" [78mm]
OD: 7-1/4" [184mm]

312 Coilex® Baffle

- Black or white phenolic Coilex baffle with white metal trim ring
- Contoured, tapered sides of 312 baffle features smaller lamp opening to conceal interior view of housing when used with PAR lamps
- Removable trim ring
- Accessories available: TRM6 designer trim rings, OT403 oversize trim ring
- Coil spring retention

Housings	Max Lamp Compatibility
H7T H7RT	75W PAR30S, 75W PAR30L, 65W BR30, 75W R30
E7TAT E7RTAT	75W PAR30S, 75W PAR30L, 65W BR30

Compatible with Halogen, Incandescent, LED* or CFL* lamps

312W
White Baffle, White Trim

312P
Black Baffle, White Trim

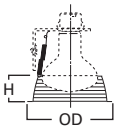

Dimensions**
H: 2-1/4" [57mm]
OD: 7-1/4" [184mm]

*UL1993 listed LED & CFL equivalent lamps permitted. Consult lamp manufacturer for conditions of use. Eaton does not warranty the lamp.
****Key: A:** Luminous Aperture, **H:** Height, **OD:** Trim Outside Diameter

Specifications, compliances and dimensions subject to change without notice

353 Metal Baffle

- Metallic finish trim rings and baffles
- Coil spring retention
- Removable trim ring

Housings	Max Lamp Compatibility
H7T H7RT	75W PAR30S, 75W PAR30L, 65W BR30, 75W R30
E7TAT E7RTAT	75W PAR30S, 75W PAR30L, 65W BR30

Compatible with Halogen, Incandescent, LED* or CFL* lamps

353SN
Satin Nickel Baffle,
Satin Nickel Trim

353TBZ
Tuscan Bronze Baffle,
Tuscan Bronze Trim

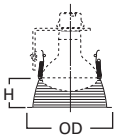

Dimensions**
H: 3" [76mm]
OD: 7-1/4" [184mm]

410 Coilex® Straight Plastic Baffle

- Straight sides of baffle for large diameter lamps
- Black or white phenolic Coilex baffle with separate trim ring
- For PAR38 and R40 lamps
- Removable metal trim ring

Housings	Max Lamp Compatibility
H7T H7TCP	75W PAR30S, 150W PAR38, 120W BR40, 150W R40
H7RT	120W BR40, 150W R40
E7TAT	75W PAR30S, 75W PAR30L, 150W PAR38, 65W BR30, 120W BR40
E7RTAT	120W BR40

Compatible with Halogen, Incandescent, LED* or CFL* lamps

410W
White Baffle, White Metal Ring

410P
Black Baffle, White Metal Ring

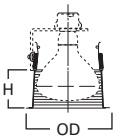

Dimensions**
H: 2-1/4" [57mm]
OD: 7-1/4" [184mm]

6100 Tapered Metal Baffle with (2) Trim Rings

- Contoured tapered sides of metal baffle for BR30 and PAR30 lamps
- Two plastic removable trim rings included narrow 7.25" OD and wide oversized 8.00" OD
- Coil spring retention

Housings		Max Lamp Compatibility
H7T H7TCP	E7TAT	75W PAR30S, 75W PAR30L, 65W BR30
H7RT	E7RTAT	

Compatible with Halogen, Incandescent, LED* or CFL* lamps

6100WB
White Baffle, Narrow & Wide
White Trims (Included)

6100BB
Black Baffle, Narrow & Wide
White Trims (Included)

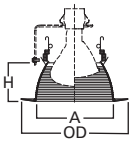

Dimensions**
A: 5-3/4" [148mm]
H: 2-7/8" [74mm]
OD: 7-1/4" [184mm] Narrow
OD: 8" [203mm] Wide

6101 Straight Metal Baffle with (2) Trim Rings

- Straight sides of metal baffle for large diameter lamps
- Two plastic removable trim rings included narrow 7.25" OD and wide 8.00" OD
- Coil spring retention

Housings		Max Lamp Compatibility
H7T H7RT	E7TAT	75W PAR30S, 75W PAR30L, 150W PAR38, 65W BR30, 120W BR40,
H7TCP	E7RTAT	75W PAR30S, 75W PAR30L, 120W PAR38, 65W BR30, 120W BR40

Compatible with Halogen, Incandescent, LED* or CFL* lamps

6101WB
White Baffle, Narrow & Wide
White Trim (Included)

6101BB
Black Baffle, Narrow & Wide
White Trim (Included)

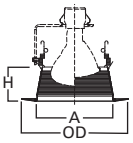

Dimensions**
A: 5-5/8" [144mm]
H: 2-5/8" [66mm]
OD: 7-1/4" [184mm] Narrow
OD: 8" [203mm] Wide

*UL1993 listed LED & CFL equivalent lamps permitted. Consult lamp manufacturer for conditions of use. Eaton does not warranty the lamp.

****Key: A:** Luminous Aperture, **H:** Height, **OD:** Trim Outside Diameter

E26 Screw Base Trims

Non-IC Housings: H7T • H7TCP • H7RT • E7TAT • E7RTAT

6102 Tapered Metal Baffle, Self-flange

- Contoured tapered sides of metal baffle
- Coil spring retention
- Self-flange trim ring sized to hide gaps caused by construction tolerances

Housings		Max Lamp Compatibility
H7T	E7TAT	75W PAR30S, 75W PAR30L, 65W BR30
H7TCP		
H7RT	E7RTAT	

Compatible with Halogen, Incandescent, LED* or CFL* lamps

6102WB
White Baffle, White Self-flange

6102BB
Black Baffle, White Self-flange

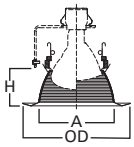

Dimensions**
A: 5-3/8" [137mm]
H: 2-5/8" [65mm]
OD: 7-3/4" [197mm]

6103 Straight Metal Baffle, Self-flange

- Straight sides of metal baffle for large diameter lamps
- Coil spring retention
- Self-flange trim ring sized to hide gaps caused by construction tolerances

Housings		Max Lamp Compatibility
H7T	E7TAT	75W PAR30S, 75W PAR30L, 150W PAR38, 65W BR30, 120W BR40
H7RT		
H7TCP	E7RTAT	75W PAR30S, 75W PAR30L, 120W PAR38, 65W BR30, 120W BR40

Compatible with Halogen, Incandescent, LED* or CFL* lamps

6103WB
White Baffle, White Self-flange

6103BB
Black Baffle, White Self-flange

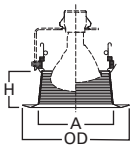

Dimensions**
A: 5-3/8" [137mm]
H: 2-5/8" [68mm]
OD: 7-3/4" [197mm]

6108 Coilex® Straight Plastic Baffle, Self-flange

- Straight sides of Coilex baffle for large diameter BR30 and PAR30 lamps
- Coil spring retention
- Self-flange trim ring sized to hide gaps caused by construction tolerances

Housings		Max Lamp Compatibility
H7T	E7TAT	75W PAR30S, 75W PAR30L, 150W PAR38, 65W BR30, 120W BR40
H7RT		
H7TCP	E7RTAT	75W PAR30S, 75W PAR30L, 120W PAR38, 65W BR30, 120W BR40

Compatible with Halogen, Incandescent, LED* or CFL* lamps

6108WB
White Plastic Straight Coilex Baffle, White Self-flange

6108BB
Black Plastic Straight Coilex Baffle, White Self-flange

6108BKBB
Black Plastic Straight Coilex Baffle, Black Self-flange

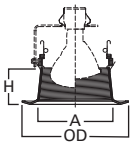

Dimensions**
A: 5-3/8" [137mm]
H: 2-5/8" [68mm]
OD: 7-3/4" [197mm]

6109 Coilex® Tapered Baffle, Self-flange

- Contoured tapered sides of Coilex baffle for BR30 and PAR30 lamps
- Coil spring retention
- Self-flange trim ring sized to hide gaps caused by construction tolerances

Housings		Max Lamp Compatibility
H7T	E7TAT	75W PAR30S, 75W PAR30L, 65W BR30
H7TCP		
H7RT	E7RTAT	

Compatible with Halogen, Incandescent, LED* or CFL* lamps

6109WB
White Plastic Tapered Coilex Baffle, White Self-flange

6109BB
Black Plastic Tapered Coilex Baffle, White Self-flange

6109BKBB
Black Plastic Tapered Coilex Baffle, Black Self-flange

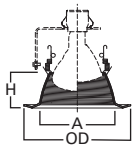

Dimensions**
A: 5-3/8" [137mm]
H: 2-5/8" [65mm]
OD: 7-3/4" [197mm]

*UL1993 listed LED & CFL equivalent lamps permitted. Consult lamp manufacturer for conditions of use. Eaton does not warranty the lamp.
****Key: A:** Luminous Aperture, **H:** Height, **OD:** Trim Outside Diameter

Specifications, compliances and dimensions subject to change without notice

6110 Perftex™ Baffle, Self-flange

- Perforated pattern baffle contoured for BR30 and PAR30 lamps
- Coil spring retention
- Self-flange trim ring sized to hide gaps caused by construction tolerances

Housings		Max Lamp Compatibility
H7T	E7TAT	75W PAR30S, 75W PAR30L, 65W BR30
H7RT	E7RTAT	
H7TCP		

Compatible with Halogen, Incandescent, LED* or CFL* lamps

6110WB
White Perftex Baffle, White Self-flange

6110BB
Black Perftex Baffle, White Self-flange

6110BKBB
Black Perftex Baffle, Black Self-flange

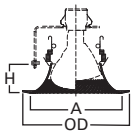

Dimensions**
A: 6-5/8" [169mm]
H: 2-1/8" [54mm]
OD: 7-3/4" [197mm]

6125 Full Cone Baffle, Self-flange

- Full cone baffle
- Torsion spring retention
- Socket supporting baffle
- Self-flange trim ring sized to hide gaps caused by construction tolerances

Housings		Max Lamp Compatibility
H7T	E7TAT	100W A19, 150W A21, 75W PAR30S, 75W PAR30L, 150W PAR38, 85W BR30, 120W BR40
H7RT	E7RTAT	100W A19, 150W A21, 75W PAR30S, 75W PAR30L, 100W PAR38, 85W BR30, 120W BR40
H7TCP		**6125WB:** 100W A19, 150W A21, 75W PAR30S, 75W PAR30L, 120W PAR38, 65W BR30 **6125BB, 6125BKBB:** 75W A19, 150W A21, 75W PAR30S, 75W PAR30L, 100W PAR38, 65W BR30

Compatible with Halogen, Incandescent, LED* or CFL* lamps

6125WB
White Baffle, White Self-flange

6125BB
Black Baffle, White Self-flange



6125BKBB
Black Baffle, Black Self-flange

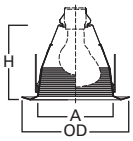

Dimensions**
A: 5-3/8" [137mm]
H: 5-3/8" [138mm]
OD: 7-3/4" [197mm]

6126 Shallow Full Cone Baffle, Self-flange

- Shallow full cone baffle for A19 and PAR30S lamps
- Torsion spring retention
- Socket supporting baffle
- Self-flange trim ring sized to hide gaps caused by construction tolerances

Housings		Max Lamp Compatibility
H7T	E7TAT	40W A19, 75W PAR30S, 75W PAR30L, 65W BR30
H7RT	E7RTAT	40W A19, 75W PAR30S, 75W PAR30L, 65W BR30

Compatible with Halogen, Incandescent, LED* or CFL* lamps

6126WB
White Baffle White Self-flange

6126BB
Black Baffle, White Self-flange

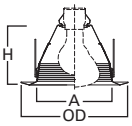

Dimensions**
A: 5-3/8" [137mm]
H: 4-3/8" [110mm]
OD: 7-3/4" [197mm]

Adjustable – Eyeballs & Gimbals

74 Eyeball 30° Tilt, Self-flange

- Provides optimum position for PAR30S lamps
- Torsion spring retention
- Socket supporting eyeball

Housings		Max Lamp Compatibility
H7T	E7TAT	75W PAR30S
H7RT	E7RTAT	

Compatible with Halogen, Incandescent, LED* or CFL* lamps

74P
White Eyeball, White Trim

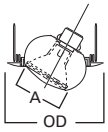

Dimensions**
A: 3-7/8" [98mm]
OD: 8" [203mm]

*UL1993 listed LED & CFL equivalent lamps permitted. Consult lamp manufacturer for conditions of use. Eaton does not warranty the lamp.

****Key: A:** Luminous Aperture, **H:** Height, **OD:** Trim Outside Diameter

E26 Screw Base Trims

Non-IC Housings: H7T • H7TCP • H7RT • E7TAT • E7RTAT

76 Gimbal 30° Tilt, Self-flange

- For use with PAR38 lamps
- 30° tilt
- Torsion spring retention

Housings		Max Lamp Compatibility
H7T	E7TAT	150W PAR38 (Side prong lamp recommended)
H7RT	E7RTAT	
H7TCP		

Compatible with Halogen, Incandescent, LED* or CFL* lamps

76P
White Gimbal, White Trim

Dimensions**
OD: 8" [203mm]

78 Eyeball 30° Tilt, Self-flange

- 30° tilt, 360° rotation
- Torsion spring retention
- Wide choice of finishes for any decor
- Socket supporting eyeball
- 78PAT makes installation Air-Tite regardless of housing used

Housings	Max Lamp Compatibility
H7T H7RT	75W PAR30S, 75W PAR30L, 65W BR30, 75W R30
H7TCP	75W PAR30S, 75W R30, 65W BR30
E7TAT	75W PAR30S, 75W PAR30L, 65W BR30
E7RTAT	50W PAR30S, 75W PAR30L, 65W BR30

Compatible with Halogen, Incandescent, LED* or CFL* lamps

78P
White Eyeball, White Trim

78PAT
White Eyeball, White Trim

air tite™

78SN
Satin Nickel Eyeball, Satin Nickel Trim

78TBZ
Tuscan Bronze Eyeball, Tuscan Bronze Trim

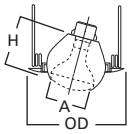

Dimensions**
A: 4" [100mm]
H: 4-1/8" [105mm]
OD: 8" [203mm]

376 Regressed Gimbal 30° Tilt, Self-flange

- 30° tilt
- Regressed gimbal with baffle
- Torsion spring retention
- Socket supporting gimbal

Housings		Max Lamp Compatibility
H7T	E7TAT	75W PAR30S
H7TCP		
H7RT	E7RTAT	50W PAR30S

Compatible with Halogen, Incandescent, LED* or CFL* lamps

376W
White Baffle, White Trim

376P
Black Baffle, White Trim

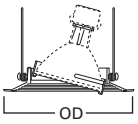

Dimensions**
OD: 7-1/4" [184mm]

378 Regressed Gimbal with Splay 25° Tilt, Self-flange

- 25° tilt
- Regressed gimbal with splay trim
- Removable trim ring
- Accessories available: TRM6 designer trim rings, OT403 oversize trim ring
- Friction clips on trim
- Socket supporting gimbal

Housings		Max Lamp Compatibility
H7T	E7TAT	75W PAR30S
H7RT		
H7TCP		

Compatible with Halogen, Incandescent, LED* or CFL* lamps

378P
White Splay, White Trim

378
Clear Specular Splay, White Trim

Friction Clips on Trim



Dimensions**
OD: 7-1/4" [184mm]

*UL1993 listed LED & CFL equivalent lamps permitted. Consult lamp manufacturer for conditions of use. Eaton does not warranty the lamp.
****Key: A:** Luminous Aperture, **H:** Height, **OD:** Trim Outside Diameter

Specifications, compliances and dimensions subject to change without notice

419 Regressed Eyeball with Splay 25° Tilt

- Regressed eyeball with splay
- 25° tilt, 358° rotation
- Accessories available: TRM6 designer trim rings, OT403 oversize trim ring
- Removable trim ring
- Socket supporting trim

Housings		Max Lamp Compatibility
H7T	E7TAT	75W PAR30S
H7RT	E7RTAT	
H7TCP		

Compatible with Halogen, Incandescent, LED* or CFL* lamps

419P
White Eyeball & Splay, White Trim

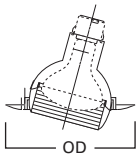

Dimensions**
OD: 7-1/4" [184mm]

420 Regressed Eyeball 30° Tilt, Self-flange

- Regressed eyeball with baffle
- Removable trim ring
- Accessories available: TRM6 designer trim rings, OT403 oversize trim ring
- Socket supporting eyeball

Housings	Max Lamp Compatibility
H7T	75W PAR30S, 75W PAR30L, 75W BR30
H7RT	
E7TAT	75W PAR30S, 75W PAR30L
E7RTAT	

Compatible with Halogen, Incandescent, LED* or CFL* lamps

420W
White Eyeball & Baffle, White Trim

420P
White Eyeball & Black Baffle, White Trim

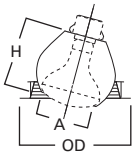

Dimensions**
A: 4" [100mm]
H: 4" [102mm]
OD: 7-1/4" [184mm]

478 Adjustable Regressed Gimbal with Splay 25° Tilt, Self-flange

- 25° tilt
- Adjustable gimbal with splay trim for PAR38 lamps
- Removable trim ring
- Accessories available: TRM6 designer trim rings, OT403 oversize trim ring
- Friction clips on trim
- Socket supporting gimbal

Housings		Max Lamp Compatibility
H7T		90W PAR38
H7TCP		
E7TAT		90W PAR38
H7RT	E7RTAT	90W PAR38

Compatible with Halogen, Incandescent, LED* or CFL* lamps

478P
White Splay, White Trim

Friction Clips on Trim

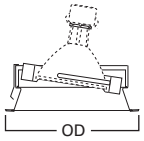

Dimensions**
OD: 7-1/4" [184mm]

6130 Eyeball 35° Tilt, Self-flange

- 35° tilt, 360° rotation
- Adjustable eyeball trim for BR30 and PAR30 lamps
- Torsion spring retention
- Socket supporting eyeball
- Self-flange trim ring sized to hide gaps caused by construction tolerances

Housings		Max Lamp Compatibility
H7T	E7TAT	75W PAR30S, 75W PAR30L, 65W BR30
H7TCP		
H7RT	E7RTAT	50W PAR30S, 75W PAR30L, 65W BR30

Compatible with Halogen, Incandescent, LED* or CFL* lamps

6130WH
White Eyeball, White Self-flange

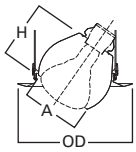

Dimensions**
A: 3-7/8" [100mm]
H: 3-7/8" [100mm]
OD: 7-3/4" [197mm]

*UL1993 listed LED & CFL equivalent lamps permitted. Consult lamp manufacturer for conditions of use. Eaton does not warranty the lamp.

****Key: A:** Luminous Aperture, **H:** Height, **OD:** Trim Outside Diameter

E26 Screw Base Trims

Non-IC Housings: H7T • H7TCP • H7RT • E7TAT • E7RTAT

6170 Gimbal 25° Tilt, Self-flange

- 25° tilt, 360° rotation
- Adjustable gimbal for PAR38 lamps
- Torsion spring retention
- Socket supporting gimbal
- Self-flange trim ring sized to hide gaps caused by construction tolerances

Housings		Max Lamp Compatibility
H7T	E7TAT	90W PAR38
H7TCP		
H7RT	E7RTAT	

Compatible with Halogen, Incandescent, LED* or CFL* lamps

6170WH
White Gimbal,
White Self-flange

6170BK
Black Gimbal,
Black Self-flange

6170SN
Satin Nickel Gimbal,
Satin Nickel Self-flange

6170TBZ
Tuscan Bronze Gimbal,
Tuscan Bronze Self-flange

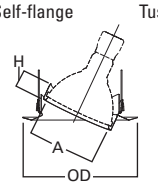

Dimensions**
A: 4-1/2" [113mm]
H: 1-1/5" [30mm]
OD: 7-3/4" [197mm]

6215 Double Gimbal 30°-50° Tilt, Self-flange

- 30°-50° tilt, 360° rotation
- 50° tilt with double gimbal design using compound angles
- Double gimbal for PAR30 lamps
- Torsion spring retention
- Shallow housings are compatible with PAR30S (short-neck) lamps
- Socket supporting gimbal
- Self-flange trim ring sized to hide gaps caused by construction tolerances

Housings		Max Lamp Compatibility
H7T	E7TAT	75W PAR30S, 75W PAR30L
H7TCP		
H7RT	E7RTAT	

Compatible with Halogen, Incandescent, LED* or CFL* lamps

6215WH
White Gimbal,
White Self-flange

6215BK
Black Gimbal,
Black Self-flange

6215SN
Satin Nickel Gimbal,
Satin Nickel Self-flange

6215TBZ
Tuscan Bronze Gimbal,
Tuscan Bronze Self-flange

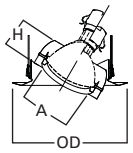

Dimensions**
A: 3-3/8" [84mm]
H: 2" [51mm]
OD: 7-3/4" [197mm]

6222 Regressed Angle Cut Adjustable Gimbal, 45° Tilt, Self-flange

- 45° tilt, 360° rotation
- Fully regressed gimbal – self-flange ring
- Torsion spring retention
- Socket supporting gimbal
- Reflector and baffle options
- Accommodates tilt of gimbal in a full regressed cut cone
- Self-flange trim ring sized to hide gaps caused by construction tolerances

Housings		Max Lamp Compatibility
H7T	E7TAT	60W PAR16, 50W PAR20, 75W PAR30S, 75W PAR30L
H7TCP		
H7RT	E7RTAT	

Compatible with Halogen, Incandescent, LED* or CFL* lamps

6222WB
White Baffle, White Trim

6222BB
Black Baffle, White Trim

6222SC
Specular Clear Reflector,
White Trim

6222H
Haze Reflector, White Trim

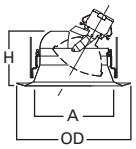

Dimensions**
A: 3-3/4" [95mm]
H: 5-3/8" [137mm]
OD: 7-3/4" [197mm]

Lenses & Wet Location Showerlights

70 Albalite Glass Lens

- White trim, glass Albalite lens
- PS version features "dead-front" construction and is wet location listed for use in showers
- Non-conductive, non-corrosive polymer (plastic) trim ring
- Torsion spring retention

Housings		Max Lamp Compatibility
H7T	E7TAT	60W A19
H7TCP		
H7RT	E7RTAT	

Compatible with Halogen, Incandescent, LED* or CFL* lamps

70P
Albalite Glass Lens,
White Trim

70PS
Albalite Glass Lens,
White Trim, Wet Location

Showerlight

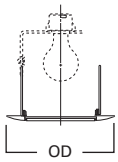

Dimensions**
OD: 8" [203mm]

*UL1993 listed LED & CFL equivalent lamps permitted. Consult lamp manufacturer for conditions of use. Eaton does not warranty the lamp.

****Key: A:** Luminous Aperture, **H:** Height, **OD:** Trim Outside Diameter

Specifications, compliances and dimensions subject to change without notice

71 Drop Opal Glass Lens

- White trim, drop opal glass lens
- PS version features "dead-front" construction and is wet location listed for use in showers
- Non-conductive, non-corrosive polymer (plastic) trim ring
- Torsion spring retention

Housings		Max Lamp Compatibility
H7T	E7TAT	60W A19
H7TCP		
H7RT	E7RTAT	

Compatible with Halogen, Incandescent, LED* or CFL* lamps

71P
Drop Opal Glass Lens, White Trim

71PS
Drop Opal Glass Lens, White Polymer Trim, Wet Location

Showerlight

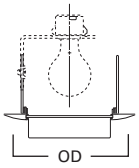

Dimensions**
OD: 8" [203mm]

73 Fresnel Glass Lens

- White trim with glass Fresnel lens
- PS version features "dead-front" construction and is wet location listed for use in showers
- Non-conductive, non-corrosive polymer (plastic) trim ring
- Torsion spring retention

Housings		Max Lamp Compatibility
H7T	E7TAT	60W A19
H7TCP		
H7RT	E7RTAT	

Compatible with Halogen, Incandescent, LED* or CFL* lamps

73P
Fresnel Glass Lens, White Trim

73PS
Fresnel Glass Lens, White Trim, Wet Location

Showerlight

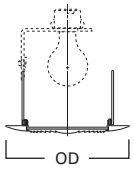

Dimensions**
OD: 8" [203mm]

170 Albalite Lens with Reflector

- White trim with Albalite glass lens
- PS version features non-conductive, non-corrosive gasketed polymer (plastic) trim ring
- PS version is "dead-front" construction and is wet location listed for use in showers
- Torsion spring retention
- PS version is Air-Tite; making any installation Air-Tite

Housings		Max Lamp Compatibility
H7T	E7TAT	60W A19
H7RT	E7RTAT	

Compatible with Halogen, Incandescent, LED* or CFL* lamps

170P
Albalite Lens, White Trim

170PS
Albalite Lens, Polymer White Trim

airtite™ Showerlight

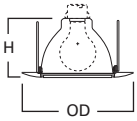

Dimensions**
H: 4" [102mm]
OD: 8" [203mm]

171 Drop Opal Glass Lens with Reflector

- White trim with drop opal glass lens
- PS version features non-conductive, non-corrosive gasketed polymer (plastic) trim ring
- PS version is "dead-front" construction and is wet location listed for use in showers
- Torsion spring retention
- PS version is Air-Tite; making any installation Air-Tite

Housings		Max Lamp Compatibility
H7T	E7TAT	60W A19
H7RT	E7RTAT	

Compatible with Halogen, Incandescent, LED* or CFL* lamps

171P
Drop Opal Lens, White Trim

171PS
Drop Opal Lens, White Polymer Trim

airtite™ Showerlight

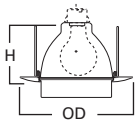

Dimensions**
H: 4" [102mm]
OD: 8" [203mm]

*UL1993 listed LED & CFL equivalent lamps permitted. Consult lamp manufacturer for conditions of use. Eaton does not warranty the lamp.

****Key: A:** Luminous Aperture, **H:** Height, **OD:** Trim Outside Diameter

E26 Screw Base Trims

Non-IC Housings: H7T • H7TCP • H7RT • E7TAT • E7RTAT

172 Dome Glass Lens with Reflector

- Frosted glass dome
- Features "dead-front" construction and is wet location listed for use in showers
- Non-conductive, non-corrosive gasketed polymer (plastic) trim ring
- Torsion spring retention
- Air-Tite trim makes any installation Air-Tite

Housings		Max Lamp Compatibility
H7T	E7TAT	100W A19, 75W PAR30S
H7RT	E7RTAT	60W A19, 50W PAR30S

Compatible with Halogen, Incandescent, LED* or CFL* lamps

172PS
Frosted Glass Dome,
White Polymer Trim

172SNS
Frosted Glass Dome,
Satin Nickel Polymer Trim

172TBZS
Frosted Glass Dome,
Tuscan Bronze Polymer Trim

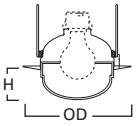

Dimensions**
H: 2-1/8" [54mm]
OD: 7-3/4" [197mm]

173 Fresnel Lens with Reflector

- White trim with glass Fresnel lens
- PS version is "dead-front" construction and is wet location listed for use in showers
- PS version features non-conductive, non-corrosive gasketed polymer (plastic) trim ring
- Torsion spring retention
- PS version is Air-Tite; making any installation Air-Tite

Housings		Max Lamp Compatibility
H7T	E7TAT	60W A19
H7RT	E7RTAT	

Compatible with Halogen, Incandescent, LED* or CFL* lamps

173P
Fresnel Lens, White Trim

173PS
Fresnel Lens, White Polymer Trim

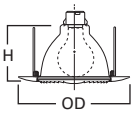

Dimensions**
H: 4" [102mm]
OD: 8" [203mm]

6145 Open Wet Location, Shallow Reflector, Self-flange

- Open wet location shallow Showerlight for PAR30S, PAR30L and PAR38 outdoor rated lamps ONLY
- Torsion spring retention
- Socket supporting cone
- Self-flange trim ring sized to hide gaps caused by construction tolerances

Housings		Max Lamp Compatibility
H7T	E7TAT	75W PAR30S, 75W PAR30L, 150W PAR38
H7TCP		
H7RT	E7RTAT	

Compatible with Halogen, Incandescent, LED* or CFL* lamps

6145WH
White Shallow Reflector,
White Self-flange

6145SN
Satin Nickel Shallow Reflector,
Satin Nickel Self-flange

6145TBZ
Tuscan Bronze Shallow Reflector,
Tuscan Bronze Self-flange

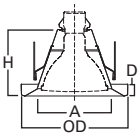

Dimensions**
A: 5-3/8" [136mm]
D: 7/8 [22mm]
H: 4-7/8" [123mm]
OD: 7-3/4" [197mm]

Outdoor Rated Lamp ONLY
(Purchase Separately)

Lamp Gasket
(Included)

6146 Open Wet Location, Full Reflector Self-flange

- Open wet location Showerlight for PAR30S and PAR30L outdoor rated lamps ONLY
- Torsion spring retention
- Socket supporting cone
- Self-flange trim ring sized to hide gaps caused by construction tolerances

Housings		Max Lamp Compatibility
H7T	E7TAT	75W PAR30S, 75W PAR30L, 150W PAR38
H7RT	E7RTAT	
H7TCP		**6146WH:** 75W PAR30S, 75W PAR30L, 120W PAR38 **6146SN, 6146TBZ:** 75W PAR30S, 75W PAR30L, 100W PAR38

Compatible with Halogen, Incandescent, LED* or CFL* lamps

6146WH
White Reflector,
White Self-flange

6146SN
Satin Nickel Reflector,
Satin Nickel Self-flange

6146TBZ
Tuscan Bronze Reflector,
Tuscan Bronze Self-flange

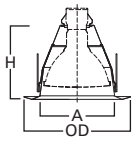

Dimensions**
A: 5-3/8" [137mm]
H: 5-3/8" [138mm]
OD: 7-3/4" [197mm]

Outdoor Rated Lamp ONLY
(Purchase Separately)

Lamp Gasket
(Included)

*UL1993 listed LED & CFL equivalent lamps permitted. Consult lamp manufacturer for conditions of use. Eaton does not warranty the lamp.
****Key: A:** Luminous Aperture, **H:** Height, **OD:** Trim Outside Diameter

Specifications, compliances and dimensions subject to change without notice

6150 Low Profile, Frosted Glass Dome Lens, Self-flange

Showerlight

- Low profile, frosted glass dome lens
- Wet location Showerlight
- Torsion spring retention
- Non-conductive "dead-front" polymer (plastic) trim ring and glass lens
- Socket supporting internal reflector
- Self-flange trim ring sized to hide gaps caused by construction tolerances

Housings		Max Lamp Compatibility
H7T	E7TAT	60W A19, 60W PAR30S
H7TCP		
H7RT	E7RTAT	

Compatible with Halogen, Incandescent, LED* or CFL* lamps

6150WH
Frosted Glass Dome Lens with Reflector, White Plastic Self-flange

6150SN
Frosted Glass Dome Lens with Reflector, Satin Nickel Plastic Self-flange

6150TBZ
Frosted Glass Dome Lens with Reflector, Tuscan Bronze Plastic Self-flange

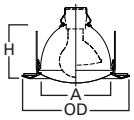

Dimensions**
A: 5-1/8" [130mm]
H: 4-1/2" [107mm]
OD: 7-3/4" [197mm]

6160 Drop White Plastic Lens, Self-flange

Showerlight

- Wet location Showerlight
- Non-conductive "dead-front" polymer (plastic) trim and lens
- Torsion spring retention

Housings		Max Lamp Compatibility
H7T	E7TAT	60W A19, 39W PAR30S
H7TCP		
H7RT	E7RTAT	

Compatible with Halogen, Incandescent, LED* or CFL* lamps

6160WH
Drop White Plastic Lens, White Plastic Self-flange

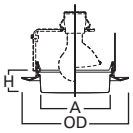

Dimensions**
A: 5-1/8" [130mm]
H: 2-1/4" [57mm]
OD: 7-3/4" [197mm]

6230 Squircle Frost Glass Lens, Metal Trim, Self-flange

Showerlight

- Low profile frost glass lens
- Wet location Showerlight
- Torsion spring retention
- Self-flange low profile metal trim ring
- Socket supporting internal bracket
- Integral rotation adjustment up to +/– 25° for precise alignment with room

Housings		Max Lamp Compatibility
H7T	E7TAT	72W A19, 75W PAR30S
H7RT	E7RTAT	
H7TCP		60W A19, 75W PAR30S

Compatible with Halogen, Incandescent, LED* or CFL* lamps

6230AH
Frost Glass Lens, Aluminum Haze Squircle Trim

6230PN
Frost Glass Lens, Polished Nickel Squircle Trim

6230SN
Frost Glass Lens, Satin Nickel Squircle Trim

6230TBZ
Frost Glass Lens, Tuscan Bronze Squircle Trim

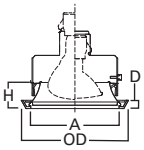

Dimensions**
A: 6" [152mm]
H: 4-1/4" [109mm]
D: 3/4" [20mm]
OD: 7-1/4" [185mm]

6255 Soft Square, Frost Curved Glass Lens, Self-flange

Showerlight

- Low profile curved frost glass lens
- Wet location Showerlight
- Torsion spring retention
- Integral adjustment up to 90° for precise alignment to room
- Non-conductive "dead-front" polymer (plastic) trim ring and glass lens
- Integral rotation adjustment up to +/–25° for precise alignment with room
- Integrated socket supporting reflector for even illumination across lens corner-to-corner

Housings		Max Lamp Compatibility
H7T	E7TAT	72W A19, 75W PAR30S
H7RT	E7RTAT	
H7TCP		

Compatible with Halogen, Incandescent, LED* or CFL* lamps

6255WH
Frost Curved Glass Lens with Reflector, White Plastic Self-flange

6255SN
Frost Curved Glass Lens with Reflector, Satin Nickel Plastic Self-flange

6255TBZ
Frost Curved Glass Lens with Reflector, Tuscan Bronze Plastic Self-flange

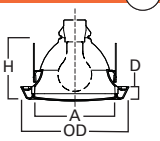

Dimensions**
A: 5-7/8" [149mm]
D: 1" [25mm]
H: 4-1/2" [114mm]
OD: 7-5/8" [194mm]

*UL1993 listed LED & CFL equivalent lamps permitted. Consult lamp manufacturer for conditions of use. Eaton does not warranty the lamp.

****Key: A:** Luminous Aperture, **H:** Height, **OD:** Trim Outside Diameter

E26 Screw Base Trims

Non-IC Housings: H7T • H7TCP • H7RT • E7TAT • E7RTAT

Open, Splay & Wall Wash

79 Pinhole Trim

- 1-7/8" open pinhole for R20 lamp
- Torsion spring retention

Housings	Max Lamp Compatibility
H7T	50W PAR20, 50W PAR30S, 50W R20
H7TCP	60W A19
E7TAT	50W PAR20, 50W PAR30S

Compatible with Halogen, Incandescent, LED* or CFL* lamps

79
Pinhole Trim

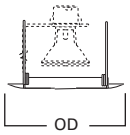

Dimensions**
OD: 8" [203mm]

300 Open Trim with Fixed Socket Bracket

- Open trim for BR30 and PAR30 lamps
- Torsion spring retention
- Socket supporting internal bracket

Housings	Max Lamp Compatibility
H7T	75W PAR30S, 75W PAR30L, 65W BR30, 75W R30
E7TAT	75W PAR30S, 75W PAR30L, 65W BR30

Compatible with Halogen, Incandescent, LED* or CFL* lamps

300P
Socket Bracket with White Open Trim

300SN
Socket Bracket with Satin Nickel Open Trim

300TBZ
Socket Bracket with Tuscan Bronze Open Trim

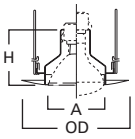

Dimensions**
A: 4-3/4" [122mm]
H: 4-3/4" [122mm]
OD: 7-1/4" [184mm]

301 Open Trim

- Open trim for BR30, R30, and PAR30 lamps
- Coil spring retention

Housings		Max Lamp Compatibility
H7T	E7TAT	75W PAR30S, 75W R30, 65W BR30
H7TCP		
H7RT	E7RTAT	75W PAR30S, 75W PAR30L, 65W BR30

Compatible with Halogen, Incandescent, LED* or CFL* lamps

301P
White Open Trim

301SN
Satin Nickel Open Trim

301TBZ
Tuscan Bronze Open Trim

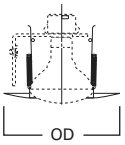

Dimensions**
OD: 7-1/4" [184mm]

328 White Splay Trim

- Splay trim for BR30 and PAR30 lamps
- Coil spring retention

Housings		Max Lamp Compatibility
H7T	E7TAT	75W PAR30S, 75W R30, 65W BR30
H7TCP		
H7RT	E7RTAT	75W PAR30S, 75W PAR30L, 65W BR30

Compatible with Halogen, Incandescent, LED* or CFL* lamps

328P
White Splay Trim

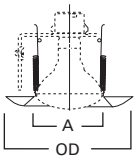

Dimensions**
A: 3-7/8" [98mm]
OD: 7-3/4" [197mm]

*UL1993 listed LED & CFL equivalent lamps permitted. Consult lamp manufacturer for conditions of use. Eaton does not warranty the lamp.
****Key: A:** Luminous Aperture, **H:** Height, **OD:** Trim Outside Diameter

Specifications, compliances and dimensions subject to change without notice

E26 Screw Base Trims

Non-IC Housings: H7T • H7TCP • H7RT • E7TAT • E7RTAT

401 Open Trim

- Open trim for BR40 and R40 lamps
- Coil spring retention

Housings		Max Lamp Compatibility
H7T	H7RT	120W BR40, 150W R40
H7TCP		
E7TAT	E7RTAT	120W BR40

Compatible with Halogen, Incandescent, LED* or CFL* lamps

401P
White Open Trim

401AL
Satin Aluminum Open Trim

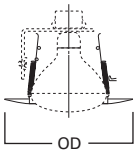

Dimensions**
OD: 8" [203mm]

428 White Splay Trim

- Splay trim for BR40 and R40 lamps
- Coil spring retention

Housings		Max Lamp Compatibility
H7T	H7RT	120W BR40, 150W R40
H7TCP		
E7TAT	E7RTAT	120W BR40

Compatible with Halogen, Incandescent, LED* or CFL* lamps

428P
White Splay Trim

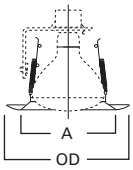

Dimensions**
OD: 7-3/4" [197mm]

303 Wall Wash with Scoop

- Designed to spread light close to ceiling
- Coil spring retention

Housings		Max Lamp Compatibility
H7T	E7TAT	60W A19
H7TCP		
H7RT	E7RTAT	

Compatible with Halogen, Incandescent, LED* or CFL* lamps

303P
Wall Wash, White Trim

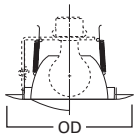

Dimensions**
OD: 8" [203mm]

424 Open Wall Wash / Reflector Downlight

- Designed to spread light on cabinets or wall close to ceiling and provide downlighting on counters

Housings		Max Lamp Compatibility
H7T	E7TAT	100W A19
H7TCP		
H7RT	E7RTAT	

Compatible with Halogen, Incandescent, LED* or CFL* lamps

424P
Open Wall Wash and Downlight, White Trim

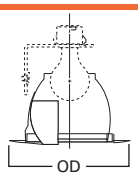

Dimensions**
OD: 7-1/4" [184mm]

425 Wall Wash with Coilex® Baffle and Scoop Reflector

- Black or white phenolic Coilex baffle with scoop reflector
- Designated to spread light close to ceiling
- Coil spring retention

Housings		Max Lamp Compatibility
H7T	E7TAT	60W A19
H7TCP		
H7RT	E7RTAT	

Compatible with Halogen, Incandescent, LED* or CFL* lamps

425W
White Baffle, White Trim

425P
Black Baffle, White Trim

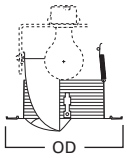

Dimensions**
OD: 7-1/4" [184mm]

*UL1993 listed LED & CFL equivalent lamps permitted. Consult lamp manufacturer for conditions of use. Eaton does not warranty the lamp.

****Key: A:** Luminous Aperture, **H:** Height, **OD:** Trim Outside Diameter

E26 Screw Base Trims

Non-IC Housings: H7T • H7TCP • H7RT • E7TAT • E7RTAT

430 Wall Wash with Baffle & Full Reflector

- Black or white step baffle with full reflector
- Designed to spread light close to the ceiling to eliminate the "cave effect"
- Torsion spring retention
- Makes installation Air-Tite regardless of housing used

Housings	Max Lamp Compatibility
H7T	90W TB19, 100W A19, 100W BT15, 100W MB19
E7TAT	100W A19

Compatible with Halogen, Incandescent, LED* or CFL* lamps

430W
White Baffle, White Trim

430P
Black Baffle, White Trim

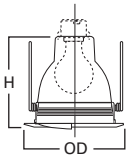

Dimensions**
H: 5" [127mm]
OD: 7-1/4" [184mm]

Low Voltage

1412 Low Voltage Adjustable Spot 30° Tilt

- Low voltage trim
- Includes 120V transformer for retrofit to H7T and H7RT housings
- Torsion spring retention

Housings		Max Lamp Compatibility
H7T	E7TAT	50W 12V MR16
H7RT		

Compatible with Halogen, Incandescent, LED* or CFL* lamps

1412W
White Lampholder & Baffle, White Trim

1412P
Black Lampholder & Baffle, White Trim

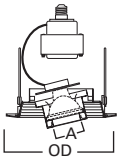

Dimensions**
A: 1-3/4" [44mm]
OD: 7-1/4" [184mm]

1416 Low Voltage Specular Reflector 30° Tilt

- Low voltage trim
- Includes 120V transformer for retrofit to H7T and H7RT housings
- Torsion spring retention

Housings		Max Lamp Compatibility
H7T	E7TAT	50W 12V MR16

Compatible with Halogen, Incandescent, LED* or CFL* lamps

1416C
Clear Specular Reflector, White Trim

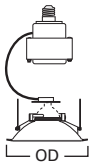

Dimensions**
OD: 7-1/4" [184mm]

1417 Low Voltage Eyeball with Baffle 30° Tilt

- Low voltage trim
- Includes 120V transformer for retrofit to H7T and H7RT housings
- Torsion spring retention

Housings		Max Lamp Compatibility
H7T	E7TAT	50W 12V MR16
H7RT	H7TCP	

Compatible with Halogen, Incandescent, LED* or CFL* lamps

1417W
White Eyeball and White Baffle, White Trim

1417BA
White Eyeball and Black Baffle, White Trim

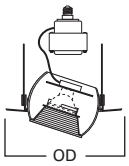

Dimensions**
OD: 7-1/4" [184mm]

*UL1993 listed LED & CFL equivalent lamps permitted. Consult lamp manufacturer for conditions of use. Eaton does not warranty the lamp.
****Key: A:** Luminous Aperture, **H:** Height, **OD:** Trim Outside Diameter

Specifications, compliances and dimensions subject to change without notice

1416 Low Voltage Baffle 30° Tilt

- Low voltage trim
- Includes 120V transformer for retrofit to H7T and H7RT housings
- Torsion spring retention

Housings		Max Lamp Compatibility
H7T	E7TAT	50W 12V MR16
H7RT		

Compatible with Halogen, Incandescent, LED* or CFL* lamps

1416W
White Baffle, White Trim

1416BA
Black Baffle, White Trim

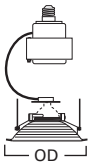

Dimensions**
OD: 7-1/4" [184mm]

1450 Low Voltage Slot Aperture 30° Tilt

- Low voltage trim
- Includes 120V transformer for retrofit to H7T and H7RT housings
- Torsion spring retention

Housings	Max Lamp Compatibility
H7T	50W 12V MR16
H7RT	

Compatible with Halogen, Incandescent, LED* or CFL* lamps

1450P
Clear Specular Reflector, White Trim

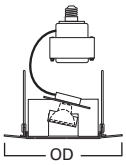

Dimensions**
OD: 7-1/4" [184mm]

1475 Low Voltage Adjustable Accent 30° Tilt

- Low voltage trim
- Includes 120V transformer for retrofit to H7T and H7RT housings
- Torsion spring retention

Housings		Max Lamp Compatibility
H7T	E7TAT	50W PAR36 low voltage
H7RT	E7RTAT	

Compatible with Halogen, Incandescent, LED* or CFL* lamps

1475W
White Baffle, White Trim

1475P
Black Baffle, White Trim



Dimensions**
OD: 7-1/4" [184mm]

1479 Low Voltage Pinhole Trim

- Low voltage trim
- Includes 120V transformer for retrofit to H7T and H7RT housings
- Torsion spring retention

Housings		Max Lamp Compatibility
H7T	H7RT	
H7TCP		50W 12V MR16
E7TAT	E7RTAT	

Compatible with Halogen, Incandescent, LED* or CFL* lamps

1479W
White Baffle, White Trim

1479P
Black Baffle, White Trim

Dimensions**
A: 1-7/8" [48mm]
OD: 8" [203mm]

*UL1993 listed LED & CFL equivalent lamps permitted. Consult lamp manufacturer for conditions of use. Eaton does not warranty the lamp.

****Key: A:** Luminous Aperture, **H:** Height, **OD:** Trim Outside Diameter

E26 Screw Base Non-IC Housing - No Socket Bracket

H7TNB

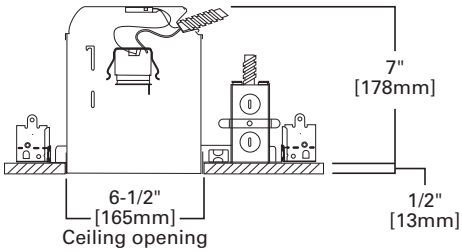

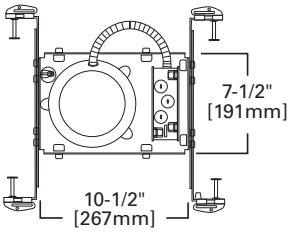

H7TNB

6" Non-IC, New Construction Housing, No Socket Bracket, 120V

The H7 recessed housing is the standard in the industry for both light commercial and residential applications. H7 series features full-frame design, robust construction, feed-through listing, Got Nail! bar hangers; and may support use of higher wattage lamps. A wide variety of trims allows a number of different lighting effects to be created with one basic housing. The H7TNB is for use in non-insulated ceilings. If ceiling insulation is present, it must be kept 3" from all sides of housing. May be retrofit with compatible Halo LED lighting systems.
The H7TNB can save installation time. It is designed without a socket plate for use with socket supporting trims only. With these trims there is no need to spend time removing the socket plate and the fixed lamp position of socket supporting trims saves on lamp adjustment time too.

Special Features

Got Nail!™ bar hangers
q-Channel bars with Pass-N-Thru™
Slide-N-Side™ junction box
Quick Connect™ push wire nuts

Compatible Socket Supporting Trims

30◊	171◊	405	4051	6130	6215
74	172◊	419	6120◊	6145	6222
76	173◊	420	6121◊	6146	6230
78◊	376	430◊	6125◊	6150	6255
170◊	378	478	6126◊	6170	30SBAT◊

Trims for use in Halo listed housings

Select trims are classified for use in other housings, see www.eaton.com/lighting/legal

◊ Air-Tite trims can make the H7TNB installation ASTM E283 compliant (in an Non-Insulated ceiling)

Features

Housing
- Single wall die-stamped CRS housing
- White housing paint finish

Plaster Frame
- Galvanized steel construction
- The housing can be removed from plaster frame to provide access to the junction box
- Housing adjusts in plaster frame to accommodate ceilings up to 1-3/8" thick
- Plaster frame features include:
  - Patented regressed locking screw positioned for securing hanger bars from below the ceiling
  - Cutouts for easily crimping hanger bars in position
  - Halo name embossed on plaster frame

Includes:
- Got Nail!™ bar hangers (Details Pg. 9)
- q-Channel bars with Pass-N-Thru™ (Details Pg. 9)
- Slide-N-Side™ junction box wire traps (Details Pg. 9)
- Quick Connect™ push wire nuts (Details Pg. 9)

Socket
- Porcelain socket with nickel plated brass screw shell
- Snap-in socket speeds installation and attaches directly to the trim for consistent lamp positioning
- Overspray protector included

Thermal Protector
Self resetting thermal protector deactivates fixture if overheating occurs due to improper lamping or misapplied insulation

Trims
Halo Fit-All concept offers multiple trim options in a variety of design styles, and functional beam distributions to control beam angle and lumen delivery in accommodating various lamp types including Halogen, CFL and LED

Compliance
- cULus Listed 1598 luminaire
- cULus Listed damp location
- cULus Listed for wet location, covered ceiling, with select trims
- cULus Listed for feed through
- RoHS compliant
- IP rated (Improper Lamp)

Specifications, compliances and dimensions subject to change without notice

E26 Screw Base Non-IC Housing - No Socket Bracket

E7TATNB

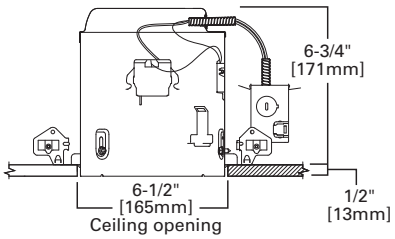

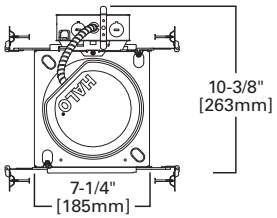

E7TATNB

6" Non-IC, Air-Tite, New Construction Housing, No Socket Bracket, 120V

The E7TATNB is a compact and efficient recessed Non-IC housing optimized and listed for EISA compliant tungsten-halogen, CFL and LED lamps as well as incandescent. Housing is suitable for residential or light commercial applications. For installation in non-insulated ceilings. If ceiling insulation is present, it must be kept 3" from all sides of housing. Housing features Air-Tite code compliant construction. Use with a variety of trims and finishes to create different lighting effects or to match any decor.

The E7TATNB can save installation time. It is designed without a socket plate for use with socket supporting trims only. With these trims there is no need to spend time removing the socket plate, and the fixed lamp position of the socket supporting trims saves on a lamp adjustment time too. May be retrofit with compatible Halo LED lighting systems.

Special Features

All-Nail!™ bar hangers
q-Channel bars with Pass-N-Thru™
Hinged j-box with Slide-N-Side™
Quick Connect™ push wire nuts
Air-Tite™ code compliant

Compatible Socket Supporting Trims

30	171	405	4051	6130	6215
74	172	419	6120	6145	6222
76	173	420	6121	6146	6230
78	376	430	6125	6150	6255
170	378	478	6126	6170	30SBAT

Trims for use in Halo listed housings

Select trims are classified for use in other housings, see www.eaton.com/lighting/legal

Features

Housing
- Single wall die-formed housing
- Housing features a precision rolled interlocking collar which maintains aperture geometry for greater assurance of installation results
- Exclusive Air-Tite gasket meets code where required, and seals between housing, frame and finished ceiling - without need for additional caulk
- May be removed from the plaster frame to provide access to junction box

Socket Plate
- Rigid socket plate adjusts and locks without tools for various lamp sizes
- Socket plate and bracket may be removed when using socket supporting trims

Plaster Frame
- Galvanized steel frame. Housing adjusts in plaster frame to accommodate up to 3/8" – 1" ceiling thickness.
- (2) Regressed locking screws for securing hanger bars

Includes:
- All-Nail!™ bar hangers (Details Pg. 11)
- q-Channel bars with Pass-N-Thru™ (Details Pg. 11)
- Hinged junction box with Slide-N-Side™ (Details Pg. 11)
- Quick Connect™ push wire nuts (Details Pg. 11)
- Air-Tite™ code compliant (Details Pg. 11)

Socket
- Porcelain socket with nickel plated brass screw shell
- Snap-in socket speeds installation and attaches directly to the trim for consistent lamp positioning
- Shipped with socket overspray protector installed

Thermal Protector
Self resetting thermal protector deactivates fixture if overheating occurs due to improper lamping or misapplied insulation

Trims
Halo Fit-All concept offers multiple trim options in a variety of design styles, and functional beam distributions to control beam angle and lumen delivery in accommodating various lamp types including Halogen, CFL and LED

Compliance
- cULus Listed 1598 luminaire
- cULus Listed damp location
- cULus Listed for wet location, covered ceiling, with select trims
- Air-Tite code compliant. Certified under ASTM E283; not exceeding 2.0 cfm (0.944 L/s) air leakage rate tested at a 1.57 psf (75 Pa) pressure differential.
- RoHS compliant

E26 Screw Base Trims

Non-IC "NB" Housings: H7TNB • E7TATNB

Reflectors

30 Reflector, Self-flange

- Self-flange reflector with torsion spring retention
- Accepts a wide range of lamps
- Makes installation Air-Tite regardless of housing used
- Socket supporting reflector

Housings	Max Lamp Compatibility
H7TNB	100W A19, 150W A21, 75W PAR30S, 75W PAR30L, 85W BR30, 100W R30
E7TATNB	100W A19, 150W A21, 75W PAR30S, 75W PAR30L, 150W PAR38, 65W BR30

Compatible with Halogen, Incandescent, LED* or CFL* lamps

30HAT
Haze Reflector, White Trim

30RGAT
Residential Gold Reflector, White Trim

30CAT
Clear Specular Reflector, White Trim

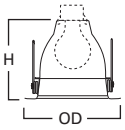

Dimensions**
H: 5" [127mm]
OD: 7-1/4" [184mm]

30SBAT Reflector, Self-flange

- Self-flange reflector with torsion spring retention
- Accepts a wide range of lamps
- Makes installation Air-Tite regardless of housing used
- Socket supporting reflector

Housings	Max Lamp Compatibility
H7TNB	100W A19, 150W A21, 75W PAR30S, 150W PAR38, 85W BR30, 100W R30
E7TATNB	100W A19, 150W A21, 75W PAR30S, 75W PAR30L, 150W PAR38, 65W BR30

Compatible with Halogen, Incandescent, LED* or CFL* lamps

30SBAT
Specular Black Reflector & Trim

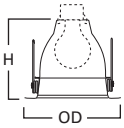

Dimensions**
H: 5" [127mm]
OD: 7-1/4" [184mm]

405 Specular Full Cone Reflector

- Full reflector for use with A-lamps
- Accessories available: TRM6 designer trim rings, OT403 oversize trim ring
- Friction clip retention on housing plaster ring
- Removable trim ring
- Socket supporting reflector

Housings	Max Lamp Compatibility
H7TNB	150W A21
E7TATNB	

Compatible with Halogen, Incandescent, LED* or CFL* lamps

405SC
Clear Specular Reflector, White Trim

Friction Clips install on housing plaster ring

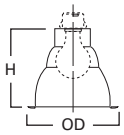

Dimensions**
H: 5" [127mm]
OD: 7-1/4" [184mm]

4051 White Full Cone Reflector, Self-flange

- Full reflector for use with A-lamps
- Friction clip retention on housing plaster ring
- Accessories available: TRM6 designer trim rings, OT403 oversize trim ring
- Socket supporting reflector

Housings	Max Lamp Compatibility
H7TNB	150W A21
E7TATNB	

Compatible with Halogen, Incandescent, LED* or CFL* lamps

4051P
White Reflector, White Self-flange



Friction Clips install on housing plaster ring

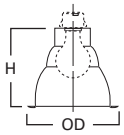

Dimensions**
H: 6" [152mm]
OD: 7-1/4" [184mm]

*UL1993 listed LED & CFL equivalent lamps permitted. Consult lamp manufacturer for conditions of use. Eaton does not warranty the lamp.
****Key: A:** Luminous Aperture, **H:** Height, **OD:** Trim Outside Diameter

Specifications, compliances and dimensions subject to change without notice

6120 Full Cone Reflector, Self-flange

- Full cone reflector
- Torsion spring retention
- Socket supporting reflector
- Self-flange trim ring sized to hide gaps caused by construction tolerances
- Makes installation Air-Tite regardless of housing used

Housings		Max Lamp Compatibility
H7TNB	E7TATNB	100W A19, 150W A21, 75W PAR30S, 75W PAR30L, 150W PAR38, 85W BR30, 120W BR40

Compatible with Halogen, Incandescent, LED* or CFL* lamps

6120WH
White Reflector, White Self-flange

6120SN
Satin Nickel Reflector, Satin Nickel Self-flange

6120TBZ
Tuscan Bonze Reflector, Tuscan Bronze Self-flange

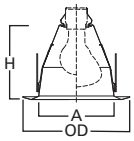

Dimensions**
A: 5-3/8" [137mm]
H: 5-3/8" [138mm]
OD: 7-3/4" [197mm]

6121 Shallow Full Cone Reflector, Self-flange

- Shallow full cone reflector
- Torsion spring retention
- Self-flange trim ring sized to hide gaps caused by construction tolerances

Housings		Max Lamp Compatibility
H7TNB	E7TATNB	40W A19, 75W PAR30S, 75W PAR30L, 65W BR30

Compatible with Halogen, Incandescent, LED* or CFL* lamps

6121WH
White Reflector, White Self-flange

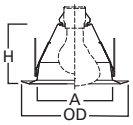

Dimensions**
A: 5-3/8" [137mm]
H: 4-3/8" [110mm]
OD: 7-3/4" [197mm]

Baffles

30 Baffle, Self-flange

- Self-flange metal baffle with upper reflector
- Socket supporting baffle
- Torsion spring retention
- Accepts a wide range of lamps
- Makes installation Air-Tite regardless of housing used

Housings	Max Lamp Compatibility
H7TNB	100W A19, 150W A21, 75W PAR30S, 75W PAR30L, 150W PAR38, 85W BR30, 100W R30
E7TATNB	100W A19, 150W A21, 75W PAR30S, 75W PAR30L, 150W PAR38, 65W BR30

Compatible with Halogen, Incandescent, LED* or CFL* lamps

30WAT
White Baffle & Reflector, White Trim

30WATH
White Baffle & Clear Reflector, White Trim

30PAT
Black Baffle & Clear Reflector, White Trim

30SNAT
Satin Nickel Baffle & Reflector, Satin Nickel Trim

30TBZAT
Tuscan Bronze Baffle & Reflector, Tuscan Bronze Trim

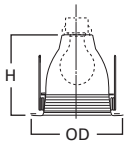

Dimensions**
H: 5" [127mm]
OD: 7-1/4" [184mm]

6125 Full Cone Baffle, Self-flange

- Full cone baffle
- Torsion spring retention
- Socket supporting baffle
- Self-flange trim ring sized to hide gaps caused by construction tolerances

Housings		Max Lamp Compatibility
H7TNB	E7TATNB	100W A19, 150W A21, 75W PAR30S, 75W PAR30L, 150W PAR38, 85W BR30, 120W BR40

Compatible with Halogen, Incandescent, LED* or CFL* lamps

6125WB
White Baffle, White Self-flange

6125BB
Black Baffle, White Self-flange

6125BKBB
Black Baffle, Black Self-flange

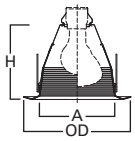

Dimensions**
A: 5-3/8" [137mm]
H: 5-3/8" [138mm]
OD: 7-3/4" [197mm]

*UL1993 listed LED & CFL equivalent lamps permitted. Consult lamp manufacturer for conditions of use. Eaton does not warranty the lamp.

****Key: A:** Luminous Aperture, **H:** Height, **OD:** Trim Outside Diameter

E26 Screw Base Trims

Non-IC "NB" Housings: H7TNB • E7TATNB

6126 Shallow Full Cone Baffle, Self-flange

- Shallow full cone baffle
- Torsion spring retention
- Socket supporting baffle
- Self-flange trim ring sized to hide gaps caused by construction tolerances

Housings		Max Lamp Compatibility
H7TNB	E7TATNB	40W A19, 75W PAR30S, 75W PAR30L, 65W BR30

Compatible with Halogen, Incandescent, LED* or CFL* lamps

6126WB
White Baffle, White Self-flange

6126BB
Black Baffle, White Self-flange

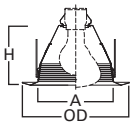

Dimensions**
A: 5-3/8" [137mm]
H: 4-3/8" [110mm]
OD: 7-3/4" [197mm]

Adjustable – Eyeballs & Gimbals

74 Eyeball 30° Tilt, Self-flange

- Provides optimum position for PAR30S lamps
- Torsion spring retention
- Socket supporting eyeball

Housings	Max Lamp Compatibility
H7TNB E7TATNB	75W PAR30S

Compatible with Halogen, Incandescent, LED* or CFL* lamps

74P
White Eyeball, White Trim

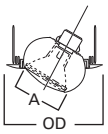

Dimensions**
A: 3-7/8" [98mm]
OD: 8" [203mm]

76 Gimbal 30° Tilt, Self-flange

- For use with PAR38 lamps
- 30° tilt
- Torsion spring retention

Housings	Max Lamp Compatibility
H7TNB E7TATNB	150W PAR38 (Side prong lamp recommended)

Compatible with Halogen, Incandescent, LED* or CFL* lamps

76P
White Gimbal, White Trim



Dimensions**
OD: 8" [203mm]

78 Eyeball 30° Tilt, Self-flange

- 30° tilt, 360° rotation
- Torsion spring retention
- Wide choice of finishes for any decor
- Socket supporting eyeball
- 78PAT makes installation Air-Tite regardless of housing used

Housings	Max Lamp Compatibility
H7TNB	75W PAR30S, 75W PAR30L, 65W BR30, 75W R30
E7TATNB	75W PAR30S, 75W PAR30L, 65W BR30

Compatible with Halogen, Incandescent, LED* or CFL* lamps

78P
White Eyeball, White Trim

78PAT
White Eyeball, White Trim

78SN
Satin Nickel Eyeball, Satin Nickel Trim

78TBZ
Tuscan Bronze Eyeball, Tuscan Bronze Trim

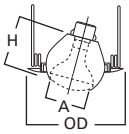

Dimensions**
A: 4" [100mm]
H: 4-1/8" [105mm]
OD: 8" [203mm]

376 Regressed Gimbal 30° Tilt, Self-flange

- 30° tilt
- Regressed gimbal with baffle
- Torsion spring retention
- Socket supporting gimbal

Housings	Max Lamp Compatibility
H7TNB E7TATNB	75W PAR30S

Compatible with Halogen, Incandescent, LED* or CFL* lamps

376W
White Baffle, White Trim

376P
Black Baffle, White Trim

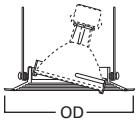

Dimensions**
OD: 7-1/4" [184mm]

*UL1993 listed LED & CFL equivalent lamps permitted. Consult lamp manufacturer for conditions of use. Eaton does not warranty the lamp.
****Key: A:** Luminous Aperture, **H:** Height, **OD:** Trim Outside Diameter

Specifications, compliances and dimensions subject to change without notice

378 Regressed Gimbal with Splay 25° Tilt, Self-flange

- 25° tilt
- Regressed gimbal with splay trim
- Removable trim ring
- Accessories available: TRM6 designer trim rings, OT403 oversize trim ring
- Friction clips on trim
- Socket supporting gimbal

Housings	Max Lamp Compatibility
H7TNB E7TATNB	75W PAR30S

Compatible with Halogen, Incandescent, LED* or CFL* lamps

378P
White Splay, White Trim

378
Clear Specular Splay, White Trim



Friction Clips on Trim

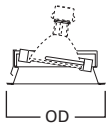

Dimensions**
OD: 7-1/4" [184mm]

419 Regressed Eyeball with Splay 25° Tilt

- Regressed eyeball with splay
- 25° tilt, 358° rotation
- Accessories available: TRM6 designer trim rings, OT403 oversize trim ring
- Removable trim ring
- Socket supporting trim

Housings	Max Lamp Compatibility
H7TNB E7TATNB	75W PAR30S

Compatible with Halogen, Incandescent, LED* or CFL* lamps

419P
White Eyeball & Splay, White Trim

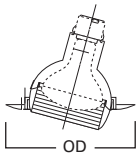

Dimensions**
OD: 7-1/4" [184mm]

420 Regressed Eyeball 30° Tilt, Self-flange

- Regressed eyeball with baffle
- Removable trim ring
- Accessories available: TRM6 designer trim rings, OT403 oversize trim ring
- Socket supporting eyeball

Housings	Max Lamp Compatibility
H7TNB	75W PAR30S, 75W PAR30L, 60W BR30
E7TATNB	75W PAR30S, 75W PAR30L

Compatible with Halogen, Incandescent, LED* or CFL* lamps

420W
White Eyeball & Baffle, White Trim

420P
White Eyeball & Black Baffle, White Trim

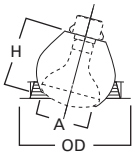

Dimensions**
A: 4" [100mm]
H: 4" [102mm]
OD: 7-1/4" [184mm]

478 Adjustable Regressed Gimbal with Splay 25° Tilt, Self-flange

- 25° tilt
- Adjustable gimbal with splay trim for PAR38 lamps
- Removable trim ring
- Accessories available: TRM6 designer trim rings, OT403 oversize trim ring
- Friction clips on trim
- Socket supporting gimbal

Housings	Max Lamp Compatibility
H7TNB E7TATNB	100W PAR38

Compatible with Halogen, Incandescent, LED* or CFL* lamps

478P
White Splay, White Trim



Friction Clips on Trim

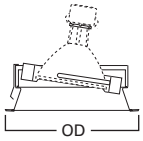

Dimensions**
OD: 7-1/4" [184mm]

*UL1993 listed LED & CFL equivalent lamps permitted. Consult lamp manufacturer for conditions of use. Eaton does not warranty the lamp.

****Key: A:** Luminous Aperture, **H:** Height, **OD:** Trim Outside Diameter

E26 Screw Base Trims

Non-IC "NB" Housings: H7TNB • E7TATNB

6130 Eyeball 35° Tilt, Self-flange

- 35° tilt, 360° rotation
- Adjustable eyeball trim for BR30 and PAR30 lamps
- Torsion spring retention
- Socket supporting eyeball
- Self-flange trim ring sized to hide gaps caused by construction tolerances

Housings		Max Lamp Compatibility
H7TNB	E7TATNB	75W PAR30S, 75W PAR30L, 65W BR30

Compatible with Halogen, Incandescent, LED* or CFL* lamps

6130WH
White Eyeball, White Self-flange

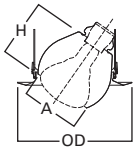

Dimensions**
A: 3-7/8" [100mm]
H: 3-7/8" [100mm]
OD: 7-3/4" [197mm]

6170 Gimbal 25° Tilt, Self-flange

- 25° tilt, 360° rotation
- Adjustable gimbal for PAR38 lamps
- Torsion spring retention
- Socket supporting gimbal
- Self-flange trim ring sized to hide gaps caused by construction tolerances

Housings		Max Lamp Compatibility
H7TNB	E7TATNB	90W PAR38

Compatible with Halogen, Incandescent, LED* or CFL* lamps

6170WH
White Gimbal,
White Self-flange

6170BK
Black Gimbal,
Black Self-flange

6170SN
Satin Nickel Gimbal,
Satin Nickel Self-flange

6170TBZ
Tuscan Bronze Gimbal,
Tuscan Bronze Self-flange

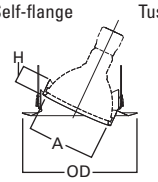

Dimensions**
A: 4-1/2" [113mm]
H: 1-1/5" [30 mm]
OD: 7-3/4" [197mm]

6215 Double Gimbal 30°-50° Tilt, Self-flange

- 30°-50° tilt, 360° rotation
- 50° tilt with double gimbal design using compound angles
- Double gimbal for PAR30 lamps
- Torsion spring retention
- Shallow housings are compatible with PAR30S (short-neck) lamps
- Socket supporting gimbal
- Self-flange trim ring sized to hide gaps caused by construction tolerances

Housings		Max Lamp Compatibility
H7TNB	E7TATNB	75W PAR30S, 75W PAR30L

Compatible with Halogen, Incandescent, LED* or CFL* lamps

6215WH
White Gimbal,
White Self-flange

6215BK
Black Gimbal,
Black Self-flange

6215SN
Satin Nickel Gimbal,
Satin Nickel Self-flange

6215TBZ
Tuscan Bronze Gimbal,
Tuscan Bronze Self-flange

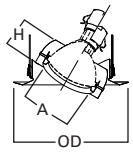

Dimensions**
A: 3-3/8" [84mm]
H: 2" [51mm]
OD: 7-3/4" [197mm]

6222 Regressed Angle Cut Adjustable Gimbal, 45° Tilt, Self-flange

- 45° tilt, 360° rotation
- Fully regressed gimbal – self-flange ring
- Torsion spring retention
- Socket supporting gimbal
- Reflector and baffle options
- Accommodates tilt of gimbal in a full regressed cut cone
- Self-flange trim ring sized to hide gaps caused by construction tolerances

Housings		Max Lamp Compatibility
H7TNB	E7TATNB	60W PAR16, 50W PAR20, 75W PAR30S, 75W PAR30L

Compatible with Halogen, Incandescent, LED* or CFL* lamps

6222WB
White Baffle, White Trim

6222BB
Black Baffle, White Trim

6222SC
Specular Clear Regressed
White Trim

6222H
Haze Reflector, White Trim

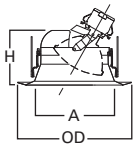

Dimensions**
A: 3-3/4" [95mm]
H: 5-3/8" [137mm]
OD: 7-3/4" [197mm]

*UL1993 listed LED & CFL equivalent lamps permitted. Consult lamp manufacturer for conditions of use. Eaton does not warranty the lamp.
****Key: A:** Luminous Aperture, **H:** Height, **OD:** Trim Outside Diameter

Specifications, compliances and dimensions subject to change without notice

Lenses & Wet Location Showerlights

170 Albalite Lens with Reflector

- White trim with Albalite glass lens
- PS version features non-conductive, non-corrosive gasketed polymer (plastic) trim ring
- PS version is "dead-front" construction and is wet location listed for use in showers
- Torsion spring retention
- PS version is Air-Tite; making any installation Air-Tite

Housings	Max Lamp Compatibility
H7TNB	60W A19
E7TATNB	

Compatible with Halogen, Incandescent, LED* or CFL* lamps

170P
Albalite Lens, White Trim

170PS
Albalite Lens, Polymer White Trim

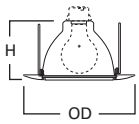

Dimensions**
H: 4" [102mm]
OD: 8" [203mm]

171 Drop Opal Glass Lens with Reflector

- White trim with drop opal glass lens
- PS version features non-conductive, non-corrosive gasketed polymer (plastic) trim ring
- PS version is "dead-front" construction and is wet location listed for use in showers
- Torsion spring retention
- PS version is Air-Tite; making any installation Air-Tite

Housings	Max Lamp Compatibility
H7TNB	60W A19
E7TATNB	

Compatible with Halogen, Incandescent, LED* or CFL* lamps

171P
Drop Opal Lens, White Trim

171PS
Drop Opal Lens, White Polymer Trim

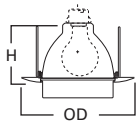

Dimensions**
H: 4" [102mm]
OD: 8" [203mm]

172 Dome Glass Lens with Reflector

- Frosted glass dome
- Features "dead-front" construction and is wet location listed for use in showers
- Non-conductive, non-corrosive gasketed polymer (plastic) trim ring
- Torsion spring retention
- Air-Tite trim makes any installation Air-Tite

Housings	Max Lamp Compatibility
H7TNB	100W A19, 75W PAR30S
E7TATNB	

Compatible with Halogen, Incandescent, LED* or CFL* lamps

172PS
Frosted Glass Dome, White Polymer Trim

172SNS
Frosted Glass Dome, Satin Nickel Polymer Trim

172TBZS
Frosted Glass Dome, Tuscan Bronze Polymer Trim

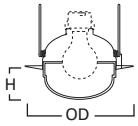

Dimensions**
H: 2-1/8" [54mm]
OD: 7-3/4" [197mm]

173 Fresnel Lens with Reflector

- White trim with glass Fresnel lens
- PS version features non-conductive, non-corrosive gasketed polymer (plastic) trim ring
- PS version is "dead-front" construction and is wet location listed for use in showers
- Torsion spring retention
- PS version is Air-Tite; making any installation Air-Tite

Housings	Max Lamp Compatibility
H7TNB	60W A19
E7TATNB	

Compatible with Halogen, Incandescent, LED* or CFL* lamps

173P
Fresnel Lens, White Trim

173PS
Fresnel Lens, White Polymer Trim

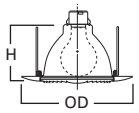

Dimensions**
H: 4" [102mm]
OD: 8" [203mm]

*UL1993 listed LED & CFL equivalent lamps permitted. Consult lamp manufacturer for conditions of use. Eaton does not warranty the lamp.
****Key: A:** Luminous Aperture, **H:** Height, **OD:** Trim Outside Diameter

E26 Screw Base Trims

Non-IC "NB" Housings: H7TNB • E7TATNB

6145 Open Wet Location, Shallow Reflector, Self-flange

Showerlight

- Open wet location shallow Showerlight for PAR30S and PAR38 outdoor rated lamps ONLY
- Torsion spring retention
- Socket supporting cone
- Self-flange trim ring sized to hide gaps caused by construction tolerances

Housings		Max Lamp Compatibility
H7TNB	E7TATNB	75W PAR30S, 75W PAR30L, 150W PAR38

Compatible with Halogen, Incandescent, LED* or CFL* lamps

6145WH
White Shallow Reflector, White Self-flange

6145SN
Satin Nickel Shallow Reflector, Satin Nickel Self-flange

6145TBZ
Tuscan Bronze Shallow Reflector, Tuscan Bronze Self-flange

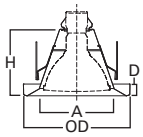

Dimensions**
A: 5-3/8" [136mm]
D: 7/8 [22mm]
H: 4-7/8" [123mm]
OD: 7-3/4" [197mm]

Outdoor Rated Lamp ONLY (Purchase Separately)

Lamp Gasket
(Included)

6146 Open Wet Location, Full Reflector Self-flange

Showerlight

- Open wet location Showerlight for PAR30S and PAR30L outdoor rated lamps ONLY
- Torsion spring retention
- Socket supporting cone
- Self-flange trim ring sized to hide gaps caused by construction tolerances

Housings		Max Lamp Compatibility
H7TNB	E7TATNB	75W PAR30S, 75W PAR30L, 150W PAR38

Compatible with Halogen, Incandescent, LED* or CFL* lamps

6146WH
White Reflector, White Self-flange

6146SN
Satin Nickel Reflector, Satin Nickel Self-flange

6146TBZ
Tuscan Bronze Reflector, Tuscan Bronze Self-flange

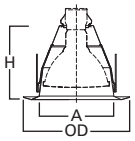

Dimensions**
A: 5-3/8" [137mm]
H: 5-3/8" [138mm]
OD: 7-3/4" [197mm]

Outdoor Rated Lamp ONLY (Purchase Separately)

Lamp Gasket
(Included)

6150 Low Profile, Frosted Glass Dome Lens, Self-flange

Showerlight

- Low profile, frosted glass dome lens
- Wet location Showerlight
- Torsion spring retention
- Non-conductive "dead-front" polymer (plastic) trim ring and glass lens
- Socket supporting internal reflector
- Self-flange trim ring sized to hide gaps caused by construction tolerances

Housings		Max Lamp Compatibility
H7TNB	E7TATNB	60W A19, 60W PAR30S

Compatible with Halogen, Incandescent, LED* or CFL* lamps

6150WH
Frosted Glass Dome Lens with Reflector, White Plastic Self-flange

6150SN
Frosted Glass Dome Lens with Reflector, Satin Nickel Plastic Self-flange

6150TBZ
Frosted Glass Dome Lens with Reflector, Tuscan Bronze Plastic Self-flange

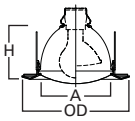

Dimensions**
A: 5-1/8" [130mm]
H: 4-1/5" [107mm]
OD: 7-3/4" [197mm]

*UL1993 listed LED & CFL equivalent lamps permitted. Consult lamp manufacturer for conditions of use. Eaton does not warranty the lamp.
****Key: A:** Luminous Aperture, **H:** Height, **OD:** Trim Outside Diameter

Specifications, compliances and dimensions subject to change without notice

6230 Squircle Frost Glass Lens, Metal Trim, Self-flange

Showerlight

- Low profile frost glass lens
- Wet location Showerlight
- Torsion spring retention
- Self-flange low profile metal trim ring
- Socket supporting internal bracket
- Integral rotation adjustment up to +/– 25° for precise alignment with room

Housings		Max Lamp Compatibility
H7TNB	E7TATNB	72W A19, 75W PAR30S

Compatible with Halogen, Incandescent, LED* or CFL* lamps

6230AH
Frost Glass Lens, Aluminum Haze Squircle Trim

6230PN
Frost Glass Lens, Polished Nickel Squircle Trim

6230SN
Frost Glass Lens, Satin Nickel Squircle Trim

6230TBZ
Frost Glass Lens, Tuscan Bronze Squircle Trim

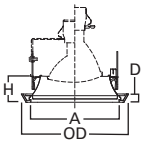

Dimensions**
A: 6" [152mm]
H: 4-1/4" [109mm]
D: 3/4" [20mm]
OD: 7-1/4" [185mm]

6255 Soft Square, Frost Curved Glass Lens, Self-flange

Showerlight

- Low profile curved frost glass lens
- Wet location Showerlight
- Torsion spring retention
- Non-conductive "dead-front" polymer (plastic) trim ring and glass lens
- Integral rotation adjustment up to +/– 25° for precise alignment with room
- Integrated socket supporting reflector for even illumination across lens corner-to-corner

Housings		Max Lamp Compatibility
H7TNB	E7TATNB	72W A19, 75W PAR30S

Compatible with Halogen, Incandescent, LED* or CFL* lamps

6255WH
Frost Curved Glass Lens with Reflector, White Plastic Self-flange

6255SN
Frost Curved Glass Lens with Reflector, Satin Nickel Plastic Self-flange

6255TBZ
Frost Curved Glass Lens with Reflector, Tuscan Bronze Plastic Self-flange

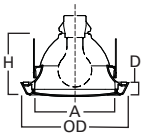

Dimensions**
A: 5-7/8" [149mm]
D: 1" [25mm]
H: 4-1/2" [114mm]
OD: 7-5/8" [194mm]

Open, Splay & Wall Wash

430 Wall Wash with Baffle & Full Reflector

airtite

- Black or white step baffle with full reflector
- Designed to spread light close to the ceiling to eliminate the "cave effect"
- Torsion spring retention
- Makes installation Air-Tite regardless of housing used

Housings	Max Lamp Compatibility
H7TNB	100W A19, 90W TB19, 100W BT15, 100W MB19
E7TATNB	100W A19

Compatible with Halogen, Incandescent, LED* or CFL* lamps

430W
White Baffle, White Trim

430P
Black Baffle, White Trim

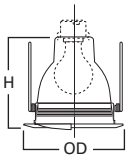

Dimensions**
H: 5" [127mm]
OD: 7-1/4" [184mm]

*UL1993 listed LED & CFL equivalent lamps permitted. Consult lamp manufacturer for conditions of use. Eaton does not warranty the lamp.

****Key: A:** Luminous Aperture, **H:** Height, **OD:** Trim Outside Diameter

E26 Screw Base Non-IC Shallow Housing

H27T

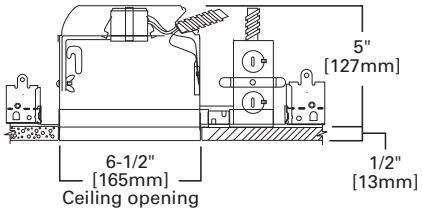

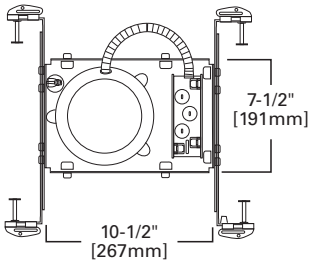

H27T

6" Non-IC, Shallow New Construction Housing, 120V

The H27T recessed housing is designed for shallow ceilings and is a standard in the industry for both light commercial and residential applications. H27 series features robust construction, feed-through listing, Got Nail! bar hangers; and may support use of higher wattage lamps. A wide variety of trims allows a number of different lighting effects to be created with one basic housing. The H27T is for use in non-insulated shallow ceilings. If ceiling insulation is present, it must be kept 3" from all sides of housing. May be retrofit with compatible Halo LED lighting systems.

Special Features

Got Nail!™ bar hangers
q-Channel bars with Pass-N-Thru™
Slide-N-Side™ junction box
Quick Connect™ push wire nuts

Compatible Trims

70	171	353	6100	6108	6145
71	172◊	376	6101	6109	6150
73	173	378	6102	6110	6160
74	301	419	6103	6121◊	6215
78◊	310	420	6106	6126◊	6230
79	312	426	6107	6130	6255
170	328	4261			

Trims for use in Halo listed housings

Select trims are classified for use in other housings, see www.eaton.com/lighting/legal

◊ Air-Tite trims can make the H27T installation ASTM E283 compliant (in a non-insulated ceiling)

Features

Housing
- Single wall die-stamped CRS housing
- White housing paint finish

Plaster Frame
- Galvanized steel construction
- The housing can be removed from plaster frame to provide access to the junction box
- Housing adjusts in plaster frame to accommodate ceilings up to 1-3/8" thick
- Plaster frame features include:
  - Patented regressed locking screw positioned for securing hanger bars from below the ceiling
  - Cutouts for easily crimping hanger bars in position
  - Halo name embossed on plaster frame

Socket Plate
- Rigid socket plate adjusts and locks without tools for various lamp sizes
- Socket plate and bracket may be removed when using socket supporting trims

Includes:
- Got Nail!™ bar hangers (Details Pg. 9)
- q-Channel bars with Pass-N-Thru™ (Details Pg. 9)
- Slide-N-Side™ junction box wire traps (Details Pg. 9)
- Quick Connect™ push wire nuts (Details Pg. 9)

Socket
- Porcelain socket with nickel plated brass screw shell
- Snap-in springs secure socket to socket plate, and may be detached when using socket supporting trims
- Overspray protector included

Thermal Protector
Self resetting thermal protector deactivates fixture if overheating occurs due to improper lamping or misapplied insulation

Trims
Halo Fit-All concept offers multiple trim options in a variety of design styles, and functional beam distributions to control beam angle and lumen delivery in accommodating various lamp types including Halogen, CFL and LED

Compliance
- cULus Listed 1598 luminaire
- cULus Listed damp location
- cULus Listed for wet location, covered ceiling, with select trims
- cULus Listed for feed through
- RoHS compliant
- IP rated (Improper Lamp)

Specifications, compliances and dimensions subject to change without notice

E26 Screw Base Non-IC Shallow Housing

H27RT

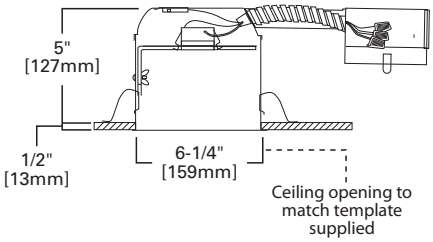

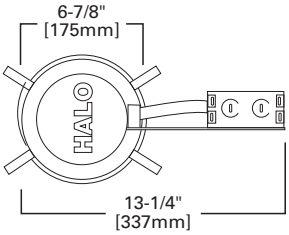

H27RT

6" Non-IC, Shallow Remodel Housing, 120V

The H27RT recessed remodel housing is designed for shallow ceilings and is a standard in the industry for both light commercial and residential applications. H27 series shallow remodel housing features robust construction, full-sized remodel junction box; and may support use of higher wattage lamps. Designed for use in existing ceilings, the remodel housing slips through opening in the finished ceiling. A wide variety of trims allows a number of different lighting effects to be created with one basic housing. The H27RT is for use in non-insulated shallow ceilings. If ceiling insulation is present, it must be kept 3" from all sides of housing. May be retrofit with compatible Halo LED lighting systems.

Special Features

Quick Connect™ push wire nuts

Compatible Trims

74	173◊	376	6100	6108	6145
78◊	301	378	6101	6109	6150
79	310	419	6102	6110	6215
170◊	312	420	6103	6121◊	6230
171◊	328	426	6106	6126◊	6255
172◊	353	4261	6107	6130	

Trims for use in Halo listed housings

Select trims are classified for use in other housings, see www.eaton.com/lighting/legal

◊ Air-Tite trims can make the H27RT installation ASTM E283 compliant (in a non-insulated ceiling)

Features

Housing
- Single wall die-stamped CRS shallow housing
- White housing paint finish
- For installation from below the finished ceiling. Integral flange secures fixture against ceiling.

Socket Plate
- Rigid socket plate adjusts and locks without tools for various lamp sizes
- Socket plate and bracket may be removed when using socket supporting trims

Remodel Springs
Four remodel springs secure housing and accommodate 1/2" and 5/8" ceiling material

Includes:
- Quick Connect™ push wire nuts (Details Pg. 9)

Junction Box
- Seven 1/2" trade size conduit knockouts with true pry-out slots are positioned to accommodate straight conduit runs
- Four non-metallic (NM) cable pry-outs included

Socket
- Porcelain socket with nickel plated brass screw shell
- Snap-in springs secure socket to socket plate, and may be detached when using socket supporting trims
- Overspray protector included

Thermal Protector
Self resetting thermal protector deactivates fixture if overheating occurs due to improper lamping or misapplied insulation

Trims
Halo Fit-All concept offers multiple trim options in a variety of design styles, and functional beam distributions to control beam angle and lumen delivery in accommodating various lamp types including Halogen, CFL and LED

Compliance
- cULus Listed 1598 luminaire
- cULus Listed damp location
- cULus Listed for wet location, covered ceiling, with select trims
- cULus Listed for feed through
- RoHS compliant
- IP rated (Improper Lamp)

E26 Screw Base Non-IC Shallow Housing

E27TAT

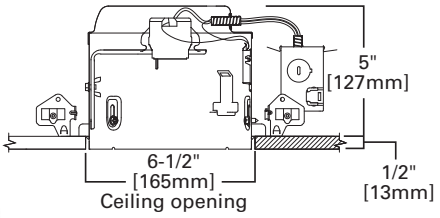

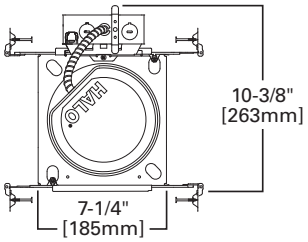

E27TAT

6" Non-IC, Air-Tite, Shallow New Construction Housing, 120V

The E27TAT is a compact and efficient shallow recessed Non-IC housing optimized and listed for EISA compliant tungsten-halogen, CFL and LED lamps as well as incandescent. Housing is suitable for residential or light commercial applications. For installation in non-insulated ceilings. If ceiling insulation is present, it must be kept 3" from all sides of housing. Housing features Air-Tite code compliant construction. Use with a variety of trims and finishes to create different lighting effects or to match any decor. May be retrofit with compatible Halo LED lighting systems.

Special Features

- All-Nail!™ bar hangers
- q-Channel bars with Pass-N-Thru™
- Hinged j-box with Slide-N-Side™
- Quick Connect™ push wire nuts
- Air-Tite™ code compliant

Compatible Trims

70	171	353	6100	6108	6145
71	172	376	6101	6109	6150
73	173	378	6102	6110	6160
74	301	419	6103	6121	6215
78	310	420	6106	6126	6230
79	312	426	6107	6130	6255
170	328	4261			

Trims for use in Halo listed housings

Select trims are classified for use in other housings, see www.eaton.com/lighting/legal

Features

Housing
- Single wall die-formed shallow housing
- Housing features a precision rolled interlocking collar which maintains aperture geometry for greater assurance of installation results
- Integral Air-Tite gasket for code-required gasket between fixture and finished ceiling
- May be removed from the plaster frame to provide access to junction box

Socket Plate
- Rigid socket plate adjusts and locks without tools for various lamp sizes
- Socket plate and bracket may be removed when using socket supporting trims

Plaster Frame
- Galvanized steel frame. Housing adjusts in plaster frame to accommodate up to 3/8" – 1" ceiling thickness.
- (2) Regressed locking screws for securing hanger bars

Includes:
- All-Nail!™ bar hangers (Details Pg. 11)
- q-Channel bars with Pass-N-Thru™ (Details Pg. 11)
- Hinged junction box with Slide-N-Side™ (Details Pg. 11)
- Quick Connect™ push wire nuts (Details Pg. 11)
- Air-Tite™ code compliant (Details Pg. 11)

Socket
- Porcelain socket with nickel plated brass screw shell
- Snap-in springs secure socket to socket plate, and may be detached when using socket supporting trims
- Shipped with socket overspray protector installed

Thermal Protector
Self resetting thermal protector deactivates fixture if overheating occurs due to improper lamping or misapplied insulation

Trims
Halo Fit-All concept offers multiple trim options in a variety of design styles, and functional beam distributions to control beam angle and lumen delivery in accommodating various lamp types including Halogen, CFL and LED

Compliance
- cULus Listed 1598 luminaire
- cULus Listed damp location
- cULus Listed for wet location, covered ceiling, with select trims
- Air-Tite code compliant. Certified under ASTM E283; not exceeding 2.0 cfm (0.944 L/s) air leakage rate tested at a 1.57 psf (75 Pa) pressure differential.
- RoHS compliant

Specifications, compliances and dimensions subject to change without notice

E26 Screw Base Non-IC Shallow Housing

E27RTAT

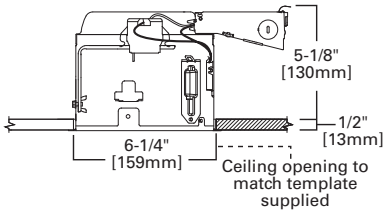

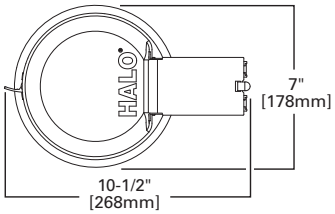

E27RTAT

6" Non-IC, Air-Tite, Shallow Remodel Housing, 120V

The E27RTAT is a compact and efficient shallow recessed remodel Non-IC shallow housing optimized and listed for EISA compliant tungsten-halogen, CFL and LED lamps as well as incandescent. Housing is suitable for residential or light commercial applications. Installation in non-insulated ceilings. If ceiling insulation is present, it must be kept 3" from all sides of housing. Housing features Air-Tite code compliant construction. Use with a variety of trims and finishes to create different lighting effects or to match any decor. May be retrofit with compatible Halo LED lighting systems.

Special Features

Hinged j-box with Slide-N-Side™
Quick Connect™ push wire nuts
Air-Tite™ code compliant

Compatible Trims

74	173	376	6101	6109	6145
78	301	419	6102	6110	6150
79	310	420	6103	6121	6215
170	312	426	6106	6126	6230
171	328	4261	6107	6130	6255
172	353	6100	6108		

Trims for use in Halo listed housings

Select trims are classified for use in other housings, see www.eaton.com/lighting/legal

Features

Housing

- Single wall die-formed housing
- Housing features a precision rolled interlocking collar which maintains aperture geometry for greater assurance of installation results
- Integral Air-Tite gasket for code-required gasket between fixture and finished ceiling
- May be removed from the plaster frame to provide access to junction box

Remodel Retention System - Speed Clamps

- Exclusive two integral speed clamps securely lock housing to ceiling, accommodating 3/8" to 2" ceiling materials

Socket Plate

- Rigid socket plate adjusts and locks without tools for various lamp sizes
- Socket plate and bracket may be removed when using socket supporting trims

Includes:

- Hinged junction box with Slide-N-Side™ (Details Pg. 11)
- Quick Connect™ push wire nuts (Details Pg. 11)
- Air-Tite™ code compliant (Details Pg. 11)

Socket

- Porcelain socket with nickel plated brass screw shell
- Snap-in springs secure socket to socket plate, and may be detached when using socket supporting trims
- Shipped with socket overspray protector installed

Thermal Protector

Self resetting thermal protector deactivates fixture if overheating occurs due to improper lamping or misapplied insulation

Trims

Halo Fit-All concept offers multiple trim options in a variety of design styles, and functional beam distributions to control beam angle and lumen delivery in accommodating various lamp types including Halogen, CFL and LED

Quick Connect™ Wiring Tray

- (3) Color coded 4-port push-in wire nuts included
- Captive tray holds push-nuts in place for one-handed connections to line, neutral & ground
- Speeds installation and increases reliability
- No additional wire nuts required

Compliance

- cULus Listed 1598 luminaire
- cULus Listed damp location
- cULus Listed for wet location, covered ceiling, with select trims
- Air-Tite code compliant. Certified under ASTM E283; not exceeding 2.0 cfm (0.944 L/s) air leakage rate tested at a 1.57 psf (75 Pa) pressure differential.
- RoHS compliant

E26 Screw Base Trims

Non-IC Shallow Housings: H27T • H27RT • E27TAT • E27RTAT

Reflectors

426 Reflector Cone

- Accepts a wide variety of lamps
- Coil spring retention
- Removable trim ring
- Accessories available: TRM6 designer trim rings, OT403 oversize trim ring

Housings	Max Lamp Compatibility
H27T	75W PAR30S, 75W PAR30L, 85W BR30, 100W R30
H27RT	75W PAR30S, 75W PAR30L, 65W BR30, 75W R30
E27TAT E27RTAT	75W PAR30S, 75W PAR30L, 65W BR30

Compatible with Halogen, Incandescent, LED* or CFL* lamps

426
Clear Specular Reflector Cone, White Trim

426MB
Black Specular Reflector Cone, White Trim

426H
Haze Reflector Cone, White Trim

426SN
Satin Nickel Reflector Cone, Satin Nickel Trim

426TBZ
Tuscan Bronze Reflector Cone, Tuscan Bronze Trim

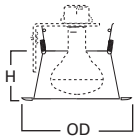

Dimensions**
H: 2-5/8" [67mm]
OD: 7-1/4" [184mm]

4261 White Reflector Cone, Self-flange

- Accepts R and PAR lamps
- Coil spring retention

Housings	Max Lamp Compatibility
H27T	75W PAR30S, 75W PAR30L, 100W R30, 85W BR30
H27RT	75W PAR30S, 75W PAR30L, 75W R30, 65W BR30
E27TAT E27RTAT	75W PAR30, 75W PAR30L, 65W BR30

Compatible with Halogen, Incandescent, LED* or CFL* lamps

4261P
White Reflector, White Self-flange

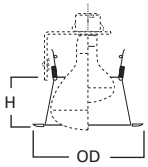

Dimensions**
H: 2-5/8" [67mm]
OD: 7-1/4" [184mm]

6106 Straight Reflector Cone, Self-flange

- Straight sides of cone reflector for large diameter BR40 and PAR38, as well as BR30 and PAR30 lamps
- Self-flange reflector cone
- Coil spring retention
- Self-flange trim ring sized to hide gaps caused by construction tolerances

Housings		Max Lamp Compatibility
H27T	E27TAT	75W PAR30S, 75W PAR30L, 65W BR30
H27RT	E27RTAT	

Compatible with Halogen, Incandescent, LED* or CFL* lamps

6106SC
Specular Clear Reflector, White Self-flange

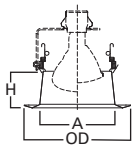

Dimensions**
A: 5-3/8" [137mm]
H: 2-5/8" [68mm]
OD: 7-3/4" [197mm]

6107 Tapered Reflector, Self-flange

- Self-flange reflector cone
- Contoured tapered sides of cone reflector for BR30 and PAR30 lamps
- Coil spring retention
- Self-flange trim ring sized to hide gaps caused by construction tolerances

Housings		Max Lamp Compatibility
H27T	E27TAT	75W PAR30S, 75W PAR30L, 65W BR30
H27RT	E27RTAT	

Compatible with Halogen, Incandescent, LED* or CFL* lamps

6107SC
Specular Clear Reflector, White Self-flange

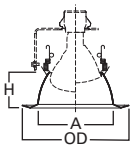

Dimensions**
A: 5-3/8" [137mm]
H: 2-5/8" [65mm]
OD: 7-3/4" [197mm]

*UL1993 listed LED & CFL equivalent lamps permitted. Consult lamp manufacturer for conditions of use. Eaton does not warranty the lamp.
****Key: A:** Luminous Aperture, **H:** Height, **OD:** Trim Outside Diameter

Specifications, compliances and dimensions subject to change without notice

6121 Shallow Full Cone Reflector, Self-flange

- Shallow full cone reflector for A19, PAR30S and BR30 lamps
- Torsion spring retention
- Self-flange trim ring sized to hide gaps caused by construction tolerances

Housings		Max Lamp Compatibility
H27T	E27TAT	40W A19, 75W PAR30S, 75W PAR30L, 65W BR30
H27RT	E27RTAT	

Compatible with Halogen, Incandescent, LED* or CFL* lamps

6121WH
White Reflector, White Self-flange

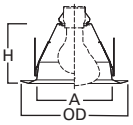

Dimensions**
A: 5-3/8" [137mm]
H: 4-3/8" [110mm]
OD: 7-3/4" [197mm]

Baffles

310 Coilex® Baffle

- Black or white phenolic Coilex baffle with white metal trim ring
- Removable trim ring
- Accessories available: TRM6 designer trim rings, OT403 oversize trim ring
- Coil spring retention

Housings	Max Lamp Compatibility
H27T	75W PAR30S, 75W PAR30L, 65W BR30, 75W R30
H27RT	
E27TAT	75W PAR30S, 75W PAR30L, 65W BR30
E27RTAT	

Compatible with Halogen, Incandescent, LED* or CFL* lamps

310W
White Coilex Baffle, White Trim

310P
Black Coilex Baffle, White Trim

310SN
Satin Nickel Coilex Baffle, Satin Nickel Trim

310TBZ
Tuscan Bronze Coilex Baffle, Tuscan Bronze Trim

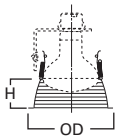

Dimensions**
H: 3-1/16" [78mm]
OD: 7-1/4" [184mm]

312 Coilex® Baffle

- Black or white phenolic Coilex baffle with white metal trim ring
- Contoured, tapered sides of 312 baffle features smaller lamp opening to conceal interior view of housing when used with PAR lamps
- Removable trim ring
- Accessories available: TRM6 designer trim rings, OT403 oversize trim ring
- Coil spring retention

Housings		Max Lamp Compatibility
H27T	E27TAT	75W PAR30S, 85W BR30
H27RT	E27RTAT	75W PAR30S, 75W PAR30L, 85W BR30

Compatible with Halogen, Incandescent, LED* or CFL* lamps

312W
White Baffle, White Trim

312P
Black Baffle, White Trim

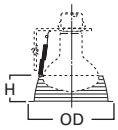

Dimensions**
H: 2-1/4" [57mm]
OD: 7-1/4" [184mm]

353 Metal Baffle

- Metallic finish trim rings and baffles
- Coil spring retention
- Removable trim ring

Housings	Max Lamp Compatibility
H27T	75W PAR30S, 75W PAR30L, 65W BR30, 75W R30
H27RT	
E27TAT	75W PAR30S, 75W PAR30L, 65W BR30
E27RTAT	

Compatible with Halogen, Incandescent, LED* or CFL* lamps

353SN
Satin Nickel Baffle, Satin Nickel Trim

353TBZ
Tuscan Bronze Baffle, Tuscan Bronze Trim

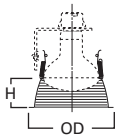

Dimensions**
H: 3" [76mm]
OD: 7-1/4" [184mm]

*UL1993 listed LED & CFL equivalent lamps permitted. Consult lamp manufacturer for conditions of use. Eaton does not warranty the lamp.

****Key: A:** Luminous Aperture, **H:** Height, **OD:** Trim Outside Diameter

E26 Screw Base Trims

Non-IC Shallow Housings: H27T • H27RT • E27TAT • E27RTAT

6100 Tapered Metal Baffle with (2) Trim Rings

- Contoured tapered sides of metal baffle for BR30 and PAR30 lamps
- Two plastic removable trim rings included narrow 7.25"OD and wide oversized 8.00"OD
- Coil spring retention

Housings		Max Lamp Compatibility
H27T	E27TAT	75W PAR30S, 75W PAR30L, 65W BR30
H27RT	E27RTAT	

Compatible with Halogen, Incandescent, LED* or CFL* lamps

6100WB
White Baffle, Narrow & Wide White Trims (Included)



6100BB
Black Baffle, Narrow & Wide White Trims (Included)

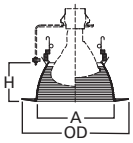

Dimensions**
A: 5-3/4" [148mm]
H: 2-7/8" [74mm]
OD: 7-1/4" [184mm] Narrow
OD: 8" [203mm] Wide

6101 Straight Metal Baffle with (2) Trim Rings

- Straight sides of metal baffle for large diameter lamps
- Two plastic removable trim rings included narrow 7.25"OD and wide 8.00"OD
- Coil spring retention

Housings		Max Lamp Compatibility
H27T	E27TAT	75W PAR30S, 75W PAR30L, 65W BR30
H27RT	E27RTAT	

Compatible with Halogen, Incandescent, LED* or CFL* lamps

6101WB
White Baffle, Narrow & Wide White Trim (Included)



6101BB
Black Baffle, Narrow & Wide White Trim (Included)

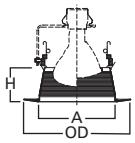

Dimensions**
A: 5-5/8" [144mm]
H: 2-5/8" [66mm]
OD: 7-1/4" [184mm] Narrow
OD: 8" [203mm] Wide

6102 Tapered Metal Baffle, Self-flange

- Contoured tapered sides of metal baffle
- Coil spring retention
- Self-flange trim ring sized to hide gaps caused by construction tolerances

Housings		Max Lamp Compatibility
H27T	E27TAT	75W PAR30S, 75W PAR30L, 65W BR30
H27RT	E27RTAT	

Compatible with Halogen, Incandescent, LED* or CFL* lamps

6102WB
White Baffle, White Self-flange

6102BB
Black Baffle, White Self-flange

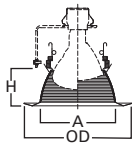

Dimensions**
A: 5-3/8" [137mm]
H: 2-5/8" [65mm]
OD: 7-3/4" [197mm]

6103 Straight Metal Baffle, Self-flange

- Straight sides of metal baffle for large diameter lamps
- Coil spring retention
- Self-flange trim ring sized to hide gaps caused by construction tolerances

Housings		Max Lamp Compatibility
H27T	E27TAT	75W PAR30S, 75W PAR30L, 65W BR30
H27RT	E27RTAT	

Compatible with Halogen, Incandescent, LED* or CFL* lamps

6103WB
White Baffle, White Self-flange

6103BB
Black Baffle, White Self-flange

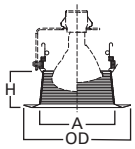

Dimensions**
A: 5-3/8" [137mm]
H: 2-5/8" [68mm]
OD: 7-3/4" [197mm]

6108 Coilex® Straight Plastic Baffle, Self-flange

- Straight sides of Coilex baffle for large diameter BR30 and PAR30 lamps
- Coil spring retention
- Self-flange trim ring sized to hide gaps caused by construction tolerances

Housings		Max Lamp Compatibility
H27T	E27TAT	75W PAR30S, 75W PAR30L, 65W BR30
H27RT	E27RTAT	

Compatible with Halogen, Incandescent, LED* or CFL* lamps

6108WB
White Plastic Straight Coilex Baffle, White Self-flange

6108BB
Black Plastic Straight Coilex Baffle, White Self-flange

6108BKBB
Black Plastic Straight Coilex Baffle, Black Self-flange

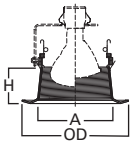

Dimensions**
A: 5-3/8" [137mm]
H: 2-5/8" [68mm]
OD: 7-3/4" [197mm]

*UL1993 listed LED & CFL equivalent lamps permitted. Consult lamp manufacturer for conditions of use. Eaton does not warranty the lamp.
****Key: A:** Luminous Aperture, **H:** Height, **OD:** Trim Outside Diameter

Specifications, compliances and dimensions subject to change without notice

6109 Coilex® Tapered Baffle, Self-flange

- Contoured tapered sides of Coilex baffle for BR30 and PAR30 lamps
- Coil spring retention
- Self-flange trim ring sized to hide gaps caused by construction tolerances

Housings		Max Lamp Compatibility
H27T	E27TAT	75W PAR30S, 75W PAR30L, 65W BR30
H27RT	E27RTAT	

Compatible with Halogen, Incandescent, LED* or CFL* lamps

6109WB
White Plastic Tapered Coilex Baffle, White Self-flange

6109BB
Black Plastic Tapered Coilex Baffle, White Self-flange

6109BKBB
Black Plastic Tapered Coilex Baffle, Black Self-flange

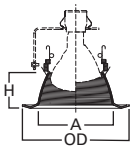

Dimensions**
A: 5-3/8" [137mm]
H: 2-5/8" [65mm]
OD: 7-3/4" [197mm]

6110 Perftex™ Baffle, Self-flange

- Perforated pattern baffle contoured for BR30 and PAR30 lamps
- Coil spring retention
- Self-flange trim ring sized to hide gaps caused by construction tolerances

Housings		Max Lamp Compatibility
H27T	E27TAT	75W PAR30S, 75W PAR30L, 65W BR30
H27RT	E27RTAT	

Compatible with Halogen, Incandescent, LED* or CFL* lamps

6110WB
White Perftex Baffle, White Self-flange

6110BB
Black Perftex Baffle, White Self-flange

6110BKBB
Black Perftex Baffle, Black Self-flange

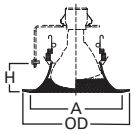

Dimensions**
A: 6-5/8" [169mm]
H: 2-1/8" [54mm]
OD: 7-3/4" [197mm]

6126 Shallow Full Cone Baffle, Self-flange

- Shallow full cone baffle for A19 and PAR30S lamps
- Torsion spring retention
- Socket supporting baffle
- Self-flange trim ring sized to hide gaps caused by construction tolerances

Housings		Max Lamp Compatibility
H27T	E27TAT	40W A19, 75W PAR30S, 75W PAR30L, 65W BR30
H27RT	E27RTAT	

Compatible with Halogen, Incandescent, LED* or CFL* lamps

6126WB
White Baffle, White Self-flange

6126BB
Black Baffle, White Self-flange

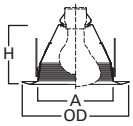

Dimensions**
A: 5-3/8" [137mm]
H: 4-3/8" [110mm]
OD: 7-3/4" [197mm]

Adjustable – Eyeballs & Gimbals

74 Eyeball 30° Tilt, Self-flange

- Provides optimum position for PAR30S lamps
- Torsion spring retention
- Socket supporting eyeball

Housings		Max Lamp Compatibility
H27T	E27TAT	75W PAR30S
H27RT	E27RTAT	

Compatible with Halogen, Incandescent, LED* or CFL* lamps

74P
White Eyeball & Trim

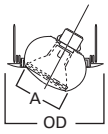

Dimensions**
A: 3-7/8" [98mm]
OD: 8" [203mm]

78 Eyeball 30° Tilt, Self-flange

- 30° tilt, 360° rotation
- Torsion spring retention
- Wide choice of finishes for any decor
- Socket supporting eyeball
- 78PAT makes installation Air-Tite regardless of housing used

Housings	Max Lamp Compatibility
H27T H27RT	75W PAR30S, 75W PAR30L, 65W BR30, 75W R30
E27TAT E27RTAT	75W PAR30S, 75W PAR30L, 65W BR30

Compatible with Halogen, Incandescent, LED* or CFL* lamps

78P
White Eyeball, White Trim

78PAT
White Eyeball, White Trim

78SN
Satin Nickel Eyeball, Satin Nickel Trim

78TBZ
Tuscan Bronze Eyeball, Tuscan Bronze Trim

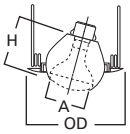

Dimensions**
A: 4" [100mm]
H: 4-1/8" [105mm]
OD: 8" [203mm]

*UL1993 listed LED & CFL equivalent lamps permitted. Consult lamp manufacturer for conditions of use. Eaton does not warranty the lamp.

****Key: A:** Luminous Aperture, **H:** Height, **OD:** Trim Outside Diameter

E26 Screw Base Trims

Non-IC Shallow Housings: H27T • H27RT • E27TAT • E27RTAT

376 Regressed Gimbal 30° Tilt, Self-flange

- 30° tilt
- Regressed gimbal with baffle
- Torsion spring retention
- Socket supporting gimbal

Housings		Max Lamp Compatibility
H27T	E27TAT	75W PAR30S
H27RT	E27RTAT	

Compatible with Halogen, Incandescent, LED* or CFL* lamps

376W
White Baffle, White Trim

376P
Black Baffle, White Trim

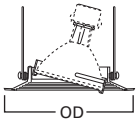

Dimensions**
OD: 7-1/4" [184mm]

378 Regressed Gimbal with Splay 25° Tilt, Self-flange

- 25° tilt
- Regressed gimbal with splay trim
- Removable trim ring
- Accessories available: TRM6 designer trim rings, OT403 oversize trim ring
- Friction clips on trim
- Socket supporting gimbal

Housings		Max Lamp Compatibility
H27T	E27TAT	75W PAR30S
H27RT		

Compatible with Halogen, Incandescent, LED* or CFL* lamps

378P
White Splay, White Trim

378
Clear Specular Splay, White Trim



Dimensions**
OD: 7-1/4" [184mm]



Friction Clips on Trim

419 Regressed Eyeball with Splay 25° Tilt

- Regressed eyeball with splay
- 25° tilt, 358° rotation
- Accessories available: TRM6 designer trim rings, OT403 oversize trim ring
- Removable trim ring
- Socket supporting trim

Housings		Max Lamp Compatibility
H27T	E27TAT	75W PAR30S
H27RT	E27RTAT	

Compatible with Halogen, Incandescent, LED* or CFL* lamps

419P
White Eyeball & Splay,
White Trim

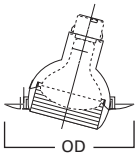

Dimensions**
OD: 7-1/4" [184mm]

420 Regressed Eyeball 30° Tilt, Self-flange

- Regressed eyeball with baffle splay
- Removable trim ring
- Accessories available: TRM6 designer trim rings, OT403 oversize trim ring
- Socket supporting eyeball

Housings	Max Lamp Compatibility
H27T H27RT	75W PAR30S, 75W PAR30L, 75W BR30
E27TAT E27RTAT	75W PAR30S, 75W PAR30L, 65W BR30

Compatible with Halogen, Incandescent, LED* or CFL* lamps

420W
White Eyeball & Baffle,
White Trim

420P
White Eyeball & Black Baffle,
White Trim

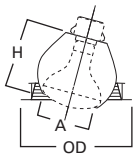

Dimensions**
A: 4" [100mm]
H: 4" [102mm]
OD: 7-1/4" [184mm]

6130 Eyeball 35° Tilt, Self-flange

- 35° tilt, 360° rotation
- Adjustable eyeball trim for BR30 and PAR30 lamps
- Torsion spring retention
- Socket supporting eyeball
- Self-flange trim ring sized to hide gaps caused by construction tolerances

Housings		Max Lamp Compatibility
H27T	E27TAT	50W PAR30S, 75W PAR30L, 65W BR30
H27RT	E27RTAT	

Compatible with Halogen, Incandescent, LED* or CFL* lamps

6130WH
White Eyeball, White Self-flange

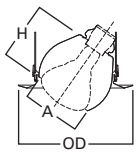

Dimensions**
A: 3-7/8" [100mm]
H: 3-7/8" [100mm]
OD: 7-3/4" [197mm]

*UL1993 listed LED & CFL equivalent lamps permitted. Consult lamp manufacturer for conditions of use. Eaton does not warranty the lamp.

****Key: A:** Luminous Aperture, **H:** Height, **OD:** Trim Outside Diameter

Specifications, compliances and dimensions subject to change without notice

6215 Double Gimbal 30°-50° Tilt, Self-flange

- 30°-50° tilt, 360° rotation
- 50° tilt with double gimbal design using compound angles
- Double gimbal for PAR30S lamps
- Torsion spring retention
- Shallow housings are compatible with PAR30S (short-neck) lamps
- Socket supporting gimbal
- Self-flange trim ring sized to hide gaps caused by construction tolerances

Housings		Max Lamp Compatibility
H27T	E27TAT	60W PAR30S
H27RT	E27RTAT	

Compatible with Halogen, Incandescent, LED* or CFL* lamps

6215WH
White Gimbal,
White Self-flange

6215BK
Black Gimbal,
Black Self-flange

6215SN
Satin Nickel Gimbal,
Satin Nickel Self-flange

6215TBZ
Tuscan Bronze Gimbal,
Tuscan Bronze Self-flange

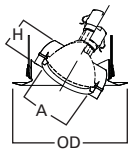

Dimensions**
A: 3-3/8" [84mm]
H: 2" [51mm]
OD: 7-3/4" [197mm]

Lenses & Wet Location Showerlights

70 Albalite Glass Lens

- White trim, glass Albalite lens
- PS version features "dead-front" construction and is wet location listed for use in showers
- PS version features non-conductive, non-corrosive polymer (plastic) trim ring
- Torsion spring retention

Housings	Max Lamp Compatibility
H27T	60W A19
E27TAT	

Compatible with Halogen, Incandescent, LED* or CFL* lamps

70P
Albalite Glass Lens,
White Trim

70PS
Albalite Glass Lens,
White Trim, Wet Location

Showerlight

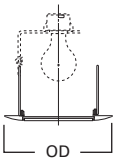

Dimensions**
OD: 8" [203mm]

71 Drop Opal Glass Lens

- White trim, drop opal glass lens
- PS version features "dead-front" construction and is wet location listed for use in showers
- Non-conductive, non-corrosive polymer (plastic) trim ring
- Torsion spring retention

Housings	Max Lamp Compatibility
H27T	60W A19
E27TAT	

Compatible with Halogen, Incandescent, LED* or CFL* lamps

71P
Drop Opal Glass Lens,
White Trim

71PS
Drop Opal Glass Lens,
White Polymer Trim, Wet Location

Showerlight

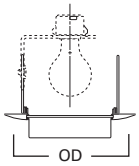

Dimensions**
OD: 8" [203mm]

73 Fresnel Glass Lens

- White trim with glass Fresnel lens
- PS version features "dead-front" construction and is wet location listed for use in showers
- Non-conductive, non-corrosive polymer (plastic) trim ring
- Torsion spring retention

Housings	Max Lamp Compatibility
H27T	60W A19
E27TAT	

Compatible with Halogen, Incandescent, LED* or CFL* lamps

73P
Fresnel Glass Lens,
White Trim

73PS
Fresnel Glass Lens, White Trim,
Wet Location

Showerlight

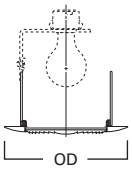

Dimensions**
OD: 8" [203mm]

*UL1993 listed LED & CFL equivalent lamps permitted. Consult lamp manufacturer for conditions of use. Eaton does not warranty the lamp.

****Key: A:** Luminous Aperture, **H:** Height, **OD:** Trim Outside Diameter

E26 Screw Base Trims

Non-IC Shallow Housings: H27T • H27RT • E27TAT • E27RTAT

170 Albalite Lens with Reflector

- White trim with Albalite glass lens
- PS version features non-conductive, non-corrosive gasketed polymer (plastic) trim ring
- PS version is "dead-front" construction and is wet location listed for use in showers
- Torsion spring retention
- PS version is Air-Tite; making any installation Air-Tite

Housings		Max Lamp Compatibility
H27T	E27TAT	60W A19
H27RT	E27RTAT	

Compatible with Halogen, Incandescent, LED* or CFL* lamps

170P
Albalite Lens, White Trim

170PS
Albalite Lens, Polymer White Trim

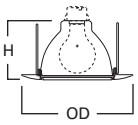

Dimensions**
H: 4" [102mm]
OD: 8" [203mm]

171 Drop Opal Glass Lens with Reflector

- White trim with drop opal glass lens
- PS version features non-conductive, non-corrosive gasketed polymer (plastic) trim ring
- PS version is "dead-front" construction and is wet location listed for use in showers
- Torsion spring retention
- PS version is Air-Tite; making any installation Air-Tite

Housings		Max Lamp Compatibility
H27T	E27TAT	60W A19
H27RT	E27RTAT	

Compatible with Halogen, Incandescent, LED* or CFL* lamps

171P
Drop Opal Lens, White Trim

171PS
Drop Opal Lens, White Polymer Trim

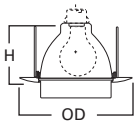

Dimensions**
H: 4" [102mm]
OD: 8" [203mm]

172 Dome Glass Lens with Reflector

- Frosted glass dome
- Features "dead-front" construction and is wet location listed for use in showers
- Non-conductive, non-corrosive gasketed polymer (plastic) trim ring
- Torsion spring retention
- Air-Tite trim makes any installation Air-Tite

Housings		Max Lamp Compatibility
H27T	E27TAT	100W A19, 75W PAR30S
H27RT	E27RTAT	72W A19, 75W PAR30S

Compatible with Halogen, Incandescent, LED* or CFL* lamps

172PS
Frosted Glass Dome, White Polymer Trim

172SNS
Frosted Glass Dome, Satin Nickel Polymer Trim

172TBZS
Frosted Glass Dome, Tuscan Bronze Polymer Trim

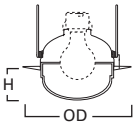

Dimensions**
H: 2-1/8" [54mm]
OD: 7-3/4" [197mm]

173 Fresnel Lens with Reflector

- White trim with glass Fresnel lens
- PS version features non-conductive, non-corrosive gasketed polymer (plastic) trim ring
- PS version is "dead-front" construction and is wet location listed for use in showers
- Torsion spring retention
- PS version is Air-Tite; making any installation Air-Tite

Housings		Max Lamp Compatibility
H27T	E27TAT	60W A19
H27RT	E27RTAT	

Compatible with Halogen, Incandescent, LED* or CFL* lamps

173P
Fresnel Lens, White Trim

173PS
Fresnel Lens, White Polymer Trim

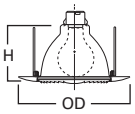

Dimensions**
H: 4" [102mm]
OD: 8" [203mm]

*UL1993 listed LED & CFL equivalent lamps permitted. Consult lamp manufacturer for conditions of use. Eaton does not warranty the lamp.
****Key: A:** Luminous Aperture, **H:** Height, **OD:** Trim Outside Diameter

Specifications, compliances and dimensions subject to change without notice

6145 Open Wet Location, Shallow Reflector, Self-flange

Showerlight

- Open wet location shallow Showerlight for PAR30S and PAR38 outdoor rated lamps ONLY
- Torsion spring retention
- Socket supporting cone
- Self-flange trim ring sized to hide gaps caused by construction tolerances

Housings		Max Lamp Compatibility
H27T	E27TAT	75W PAR30S, 75W PAR30L, 150W PAR38
H27RT	E27RTAT	75W PAR30S, 75W PAR30L, 90W PAR38

Compatible with Halogen, Incandescent, LED* or CFL* lamps

6145WH
White Shallow Reflector, White Self-flange

6145SN
Satin Nickel Shallow Reflector, Satin Nickel Self-flange

6145TBZ
Tuscan Bronze Shallow Reflector, Tuscan Bronze Self-flange

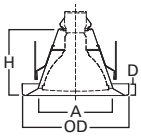

Dimensions**
A: 5-3/8" [136mm]
D: 7/8 [22mm]
H: 4-7/8" [123mm]
OD: 7-3/4" [197mm]

Outdoor Rated Lamp ONLY (Purchase Separately)

Lamp Gasket
(Included)

6150 Low Profile, Frosted Glass Dome Lens, Self-flange

Showerlight

- Low profile, frosted glass dome lens
- Wet location Showerlight
- Torsion spring retention
- Non-conductive "dead-front" polymer (plastic) trim ring and glass lens
- Socket supporting internal reflector
- Self-flange trim ring sized to hide gaps caused by construction tolerances

Housings		Max Lamp Compatibility
H27T	E27TAT	60W A19, 60W PAR30S
H27RT	E27RTAT	

Compatible with Halogen, Incandescent, LED* or CFL* lamps

6150WH
Frosted Glass Dome Lens with Reflector, White Plastic Self-flange

6150SN
Frosted Glass Dome Lens with Reflector, Satin Nickel Plastic Self-flange

6150TBZ
Frosted Glass Dome Lens with Reflector, Tuscan Bronze Plastic Self-flange

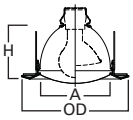

Dimensions**
A: 5-1/8" [130mm]
H: 4-1/5" [107mm]
OD: 7-3/4" [197mm]

6160 Drop White Plastic Lens, Self-flange

Showerlight

- Wet location Showerlight
- Non-conductive "dead-front" polymer (plastic) trim and lens
- Torsion spring retention

Housings		Max Lamp Compatibility
H27T	E27TAT	60W A19, 39W PAR30S

Compatible with Halogen, Incandescent, LED* or CFL* lamps

6160WH
Drop White Plastic Lens, White Plastic Self-flange

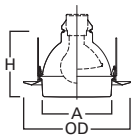

Dimensions**
A: 5-1/8" [130mm]
H: 2-1/4" [57mm]
OD: 7-3/4" [197mm]

6230 Squircle Frost Glass Lens, Metal Trim, Self-flange

Showerlight

- Low profile frost glass lens
- Wet location Showerlight
- Torsion spring retention
- Self-flange low profile metal trim ring
- Socket supporting internal bracket
- Integral rotation adjustment up to +/– 25° for precise alignment with room

Housings		Max Lamp Compatibility
H27T	E27TAT	60W A19, 60W PAR30S
H27RT	E27RTAT	

Compatible with Halogen, Incandescent, LED* or CFL* lamps

6230AH
Frost Glass Lens, Aluminum Haze Squircle Trim

6230PN
Frost Glass Lens, Polished Nickel Squircle Trim

6230SN
Frost Glass Lens, Satin Nickel Squircle Trim

6230TBZ
Frost Glass Lens, Tuscan Bronze Squircle Trim

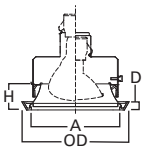

Dimensions**
A: 6" [152mm]
H: 4-1/4" [109mm]
D: 3/4" [20mm]
OD: 7-1/4" [185mm]

*UL1993 listed LED & CFL equivalent lamps permitted. Consult lamp manufacturer for conditions of use. Eaton does not warranty the lamp.

****Key: A:** Luminous Aperture, **H:** Height, **OD:** Trim Outside Diameter

E26 Screw Base Trims

Non-IC Shallow Housings: H27T • H27RT • E27TAT • E27RTAT

6255 Soft Square, Frost Curved Glass Lens, Self-flange

- Low profile curved frost glass lens
- Wet location Showerlight
- Torsion spring retention
- Non-conductive "dead-front" polymer (plastic) trim ring and glass lens
- Integral rotation adjustment up to +/– 25° for precise alignment with room
- Integrated socket supporting reflector for even illumination across lens corner-to-corner

Housings		Max Lamp Compatibility
H27T	E27TAT	60W A19, 60W PAR30S
H27RT	E27RTAT	

Compatible with Halogen, Incandescent, LED* or CFL* lamps

6255WH
Frost Curved Glass Lens with Reflector, White Plastic Self-flange

6255SN
Frost Curved Glass Lens with Reflector, Satin Nickel Plastic Self-flange

6255TBZ
Frost Curved Glass Lens with Reflector, Tuscan Bronze Plastic Self-flange

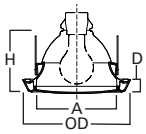

Dimensions**
A: 5-7/8" [149mm]
D: 1" [25mm]
H: 4-1/2" [114mm]
OD: 7-5/8" [194mm]

Open, Splay & Wall Wash

79 Pinhole Trim

- 1-7/8" open pinhole for R20 lamp
- Torsion spring retention

Housings	Max Lamp Compatibility
H27T	75W PAR30S
H27RT	50W PAR30S
E27TAT	75W PAR30S
E27RTAT	50W PAR30S

Compatible with Halogen, Incandescent, LED* or CFL* lamps

79
Pinhole Trim

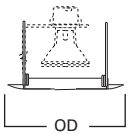

Dimensions**
OD: 8" [203mm]

301 Open Trim

- Open trim for BR30, R30, and PAR30 lamps
- Coil spring retention

Housings	Max Lamp Compatibility
H27T H27RT	75W PAR30S, 75W PAR30L, 65W BR30, 75W R30
E27TAT E27RTAT	75W PAR30S, 75W PAR30L, 65W BR30

Compatible with Halogen, Incandescent, LED* or CFL* lamps

301P
White Open Trim

301SN
Satin Nickel Open Trim

301TBZ
Tuscan Bronze Open Trim

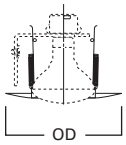

Dimensions**
OD: 7-1/4" [184mm]

328 White Splay Trim

- Splay trim for BR30 and PAR30 lamps
- Coil spring retention

Housings	Max Lamp Compatibility
H27T H27RT	75W PAR30S, 75W PAR30L, 85W BR30, 100W R30
E27TAT E27RTAT	75W PAR30S, 75W PAR30L, 85W BR30

Compatible with Halogen, Incandescent, LED* or CFL* lamps

328P
White Splay Trim

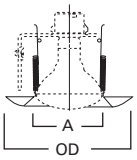

Dimensions**
A: 3-7/8" [98mm]
OD: 7-3/4" [197mm]

*UL1993 listed LED & CFL equivalent lamps permitted. Consult lamp manufacturer for conditions of use. Eaton does not warranty the lamp.
****Key: A:** Luminous Aperture, **H:** Height, **OD:** Trim Outside Diameter

Specifications, compliances and dimensions subject to change without notice

E26 Screw Base
Slope Ceiling Solutions

E26 Screw Base H47 Series IC Slope Housing

H47ICT

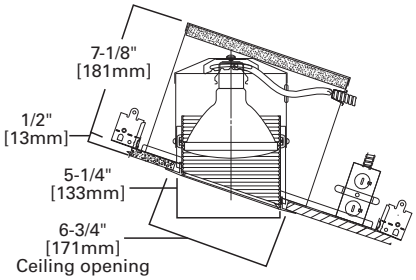

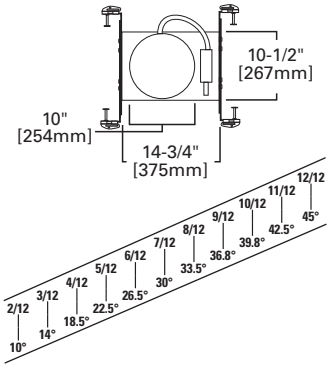

H47ICT

6" IC, New Construction Slope Housing, 120V

Designed for sloped ceiling installations for ceilings from 2/12 to 6/12 pitch. The socket aiming mechanism allows the lamp to be aimed straight down in accordance with ceiling pitch (2/12 to 6/12). H47ICT is designed for use in insulated ceilings where they housing will be in direct contact with insulation*.

Special Features

Got Nail!™ bar hangers
Pass-N-Thru™ bars
Slide-N-Side™ junction box
Quick Connect™ push wire nuts

Compatible Trims

78◊	496	◊ Air-Tite trims can make the H47ICT installation ASTM E283 compliant
170◊	498	
	1417	

Features

Housing
Aluminum double wall housing construction

Plaster Frame
Housing adjusts in plaster frame to accommodate up to 1" ceiling thickness. Galvanized steel construction. Plaster frame features include:

- Regressed locking screw for securing hanger bars
- Cutouts for easily crimping hanger bars in position
- Halo name embossed on plaster frame. The housing may be removed from plaster frame to provide access to the junction box.

Includes:

- Got Nail!™ bar hangers (Details Pg. 9)
- Slide-N-Side™ junction box wire traps (Details Pg. 9)
- Pass-N-Thru™ bars (Details Pg. 7)

Socket

- Porcelain socket with nickel plated brass screw shell, snaps into socket plate (or into socket supporting trim for consistent lamp positioning)
- Exclusive socket aiming mechanism swivels and rotates to properly align lamp. Slope indicator provides quick and consistent lamp settings (factory set for 3/12 slope). Shipping insert protects socket from overspray.

Compliance

- cULus Listed 1598 luminaire
- cULus Listed damp location
- cULus Listed for wet location, covered ceiling, with select trims
- cULus Listed for feed through
- cULus Listed for direct contact with insulation and combustible material*
- RoHS compliant

*Not to be used in direct contact with spray foam insulation (Consult NEMA LSD57-2013)

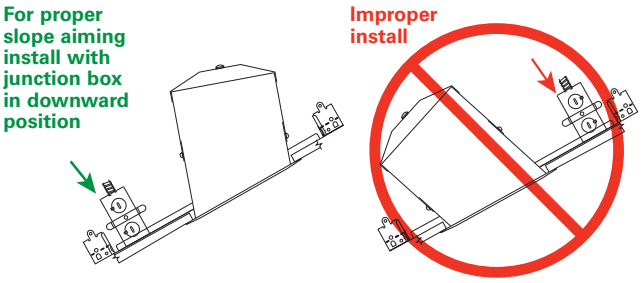

Specifications, compliances and dimensions subject to change without notice

E26 Screw Base H47 Series IC Slope Housing

H47ICAT

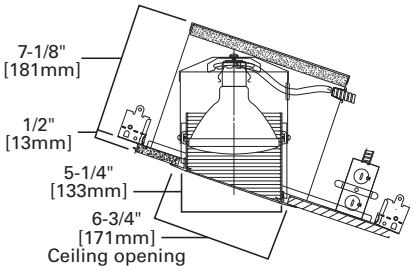

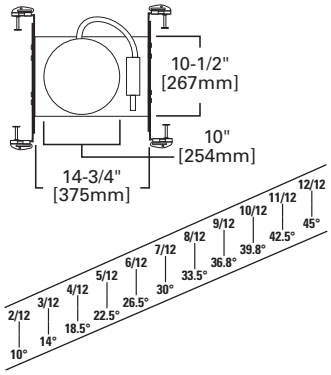

H47ICAT

6" IC, Air-Tite, New Construction Slope Housing, 120V

Designed for sloped ceiling installations for ceilings from 2/12 to 6/12 pitch. The socket aiming mechanism allows the lamp to be aimed straight down in accordance with ceiling pitch (2/12 to 6/12). H47ICAT is designed for use in insulated ceilings where the housing will be in direct contact with insulation*. H47ICAT is Air-Tite gasketed to limit airflow between conditioned spaces and unconditioned areas.

Special Features

- Got Nail!™ bar hangers
- Pass-N-Thru™ bars
- Slide-N-Side™ junction box
- Quick Connect™ push wire nuts
- Air-Tite™ code compliant

Compatible Trims

78	496
170	498
	1417

Features

Housing
Aluminum double wall housing construction

Plaster Frame
Housing adjusts in plaster frame to accommodate up to 1" ceiling thickness. Galvanized steel construction. Plaster frame features include:

- Regressed locking screw for securing hanger bars
- Cutouts for easily crimping hanger bars in position
- Halo name embossed on plaster frame. The housing may be removed from plaster frame to provide access to the junction box.
- Pre-installed Air-Tite™ ready ceiling contact gasket

Includes:

- Got Nail!™ bar hangers (Details Pg. 9)
- Slide-N-Side™ junction box wire traps (Details Pg. 9)
- Pass-N-Thru™ bars (Details Pg. 7)
- Air-Tite™ code compliant (Details Pg. 9)

Socket

- Porcelain socket with nickel plated brass screw shell, snaps into socket plate (or into socket supporting trim for consistent lamp positioning)
- Exclusive socket aiming mechanism swivels and rotates to properly align lamp. Slope indicator provides quick and consistent lamp settings (factory set for 3/12 slope). Shipping insert protects socket from overspray.

Compliance

- cULus Listed 1598 luminaire
- cULus Listed damp location
- cULus Listed for wet location, covered ceiling, with select trims
- cULus Listed for feed through
- cULus Listed for direct contact with insulation and combustible material*
- Air-Tite code compliant. Certified under ASTM E283; not exceeding 2.0 cfm (0.944 L/s) air leakage rate tested at a 1.57 psf (75 Pa) pressure differential.
- RoHS compliant

*Not to be used in direct contact with spray foam insulation (Consult NEMA LSD57-2013)

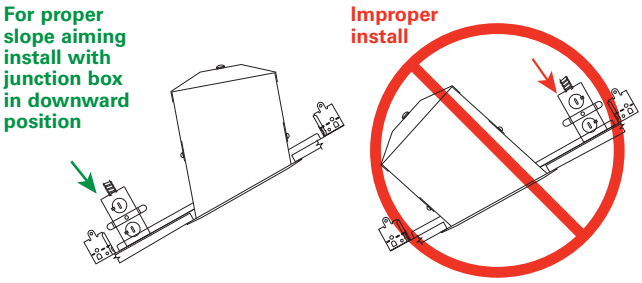

E26 Screw Base H47 Series Non-IC Slope Housing

H47T

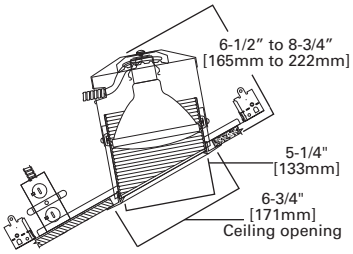

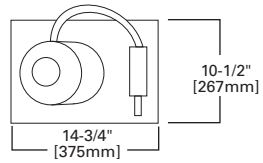

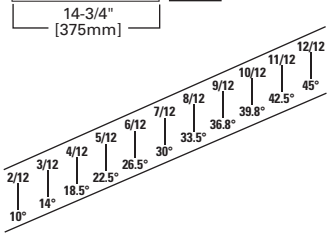

H47T

6" Non-IC, New Construction Slope Housing, 120V

Designed for sloped ceiling installations for ceilings from 2/12 to 6/12 pitch. The socket aiming mechanism allows the lamp to be aimed straight down in accordance with of ceiling pitch (2/12 to 6/12). For use in non-insulated ceilings. If ceiling insulation is present, it must be kept 3" from all sides of housing. Unique telescoping housing feature allows adjustment for lamp regression and joist height of 2" x 8" or higher.

c UL us LISTED

RoHS Compliant

Special Features

Got Nail!™ bar hangers
Pass-N-Thru™ bars
Slide-N-Side™ junction box
Quick Connect™ push wire nuts

Compatible Trims

78◊	496	1417
170◊	498	

◊ Air-Tite trims can make the H47T installation ASTM E283 compliant (in a non-insulated ceiling)

Features

Housing
- Telescoping housing for ceiling construction 2"x 8" or higher
- With deeper ceilings the housing provides deeper lamp regression with sharper cutoff

Junction Box
- Seven 1/2" trade size conduit knockouts with true pry-out slots are positioned to accommodate straight conduit runs
- Four non-metallic (NM) cable pry-outs included

Includes:
- Got Nail!™ bar hangers (Details Pg. 9)
- Slide-N-Side™ junction box wire traps (Details Pg. 9)
- Pass-N-Thru™ bars (Details Pg. 7)

Socket
- Porcelain socket with nickel plated brass screw shell
- Exclusive socket aiming mechanism swivels and rotates to properly align lamp
- Slope indicator provides quick and consistent lamp settings (factory set for 3/12 slope). Shipping insert protects socket from overspray.

Integral Thermal Protector
Thermal protector guards against misuse of insulation materials

Compliance
- cULus Listed 1598 luminaire
- cULus Listed damp location
- cULus Listed for wet location, covered ceiling, with select trims
- cULus Listed for feed through
- RoHS compliant
- IP rated (Improper Lamp)

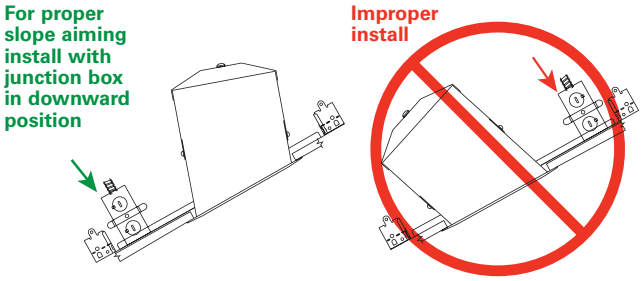

496 Baffle with Reflector

- One piece seamless baffle with upper reflector
- Baffle ridges are parallel to floor plane
- Clear specular reflector

Housings	Max Lamp Compatibility
H47ICT	75W A19, 100W R30, 85W BR30, 75W PAR30L
H47ICAT	
H47T	100W A19, 150W A21

496W
White Baffle with Clear Reflector, White Trim

496P
Black Baffle with Clear Reflector, White Trim

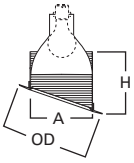

Dimensions**
A: 5-1/4" [133mm]
H: 5-1/2" [140mm]
OD: 7-7/8" [200mm]

Key: **A: Luminous Aperture, **H:** Height, **OD:** Trim Outside Diameter

Specifications, compliances and dimensions subject to change without notice

498 Baffle

- One piece seamless baffle and trim ring
- Baffle ridges are parallel to floor plane

Housings	Max Lamp Compatibility
H47ICT	90W PAR38
H47ICAT	
H47T	150W PAR38, 150W R40, 90W PAR38

498W
White Baffle, White Trim

498P
Black Baffle, White Trim

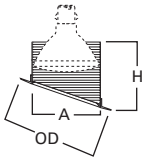

Dimensions**
A: 5-1/4" [133mm]
H: 5-1/2" [140mm]
OD: 7-7/8" [200mm]

78 Eyeball 30° Tilt, Self-flange

- 30° tilt, 360° rotation
- Torsion spring retention
- Wide choice of finishes for any decor
- Socket supporting eyeball
- 78PAT makes installation Air-Tite regardless of housing used

Housings	Max Lamp Compatibility
H47ICT	65W BR30, 75W R30
H47ICAT	
H47T	

78P
White Eyeball, White Trim

78PAT
White Eyeball, White Trim

78SN
Satin Nickel Eyeball,
Satin Nickel Trim

78TBZ
Tuscan Bronze Eyeball,
Tuscan Bronze Trim

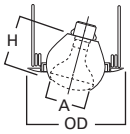

Dimensions**
A: 4" [100mm]
H: 4-1/8" [105mm]
OD: 8" [203mm]

1417 Low Voltage Eyeball with Baffle 30° Tilt

- Low voltage trim
- Includes 120V transformer for retrofit to H7T and H7RT housings
- Torsion spring retention

Housings	Max Lamp Compatibility
H47ICT	20W 12V MR16
H47ICAT	
H47T	50W 12V MR16

1417W
White Baffle, White Trim

1417P
Black Baffle, White Trim

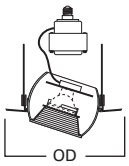

Dimensions**
OD: 7-1/4" [184mm]

170 Albalite Glass Lens with Reflector

- White trim with Albalite glass lens
- PS version features non-conductive, non-corrosive gasketed polymer (plastic) trim ring
- PS version is "dead-front" construction and is wet location listed for use in showers
- Torsion spring retention
- PS version is Air-Tite; making any installation Air-Tite

Housings	Max Lamp Compatibility
H47ICT	60W A19
H47ICAT	
H47T	

170P
Albalite Lens, White Trim

170PS
Albalite Lens, Polymer White Trim

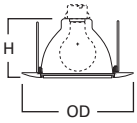

Dimensions**
H: 4" [102mm]
OD: 8" [203mm]

Key: A: Luminous Aperture, **H:** Height, **OD:** Trim Outside Diameter

E26 Screw Base H645IC Slope Housing

H645IC

H645IC

6" IC, Air-Tite, New Construction Slope Housing, 120V

Designed for sloped ceiling installations for ceilings from 2/12 to 12/12 pitch. The socket aiming mechanism allows the lamp to be aimed straight down in accordance with of ceiling pitch (2/12 to 12/12). H645IC is designed for use in insulated ceilings where the housing will be in direct contact with insulation*. H645IC is Air-Tite gasketed to limit airflow between conditioned spaces and unconditioned areas.

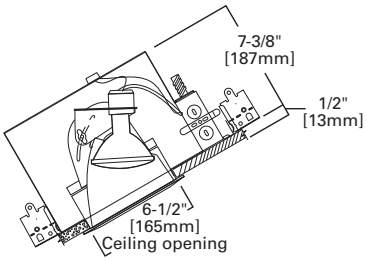

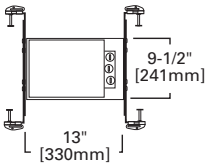

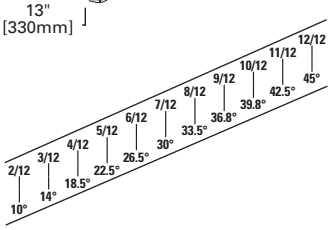

Special Features

- Got Nail!™ bar hangers
- Pass-N-Thru™ bars
- Slide-N-Side™ junction box
- Quick Connect™ push wire nuts
- Air-Tite™ code compliant

Compatible Trims

78	455
170	456

Features

Housing
Aluminum double wall housing construction

Plaster Frame
Housing adjusts in plaster frame to accommodate up to 1" ceiling thickness. Galvanized steel construction. Plaster frame features include:

- Regressed locking screw for securing hanger bars
- Cutouts for easily crimping hanger bars in position
- Halo name embossed on plaster frame. The housing may be removed from plaster frame to provide access to the junction box.
- Pre-installed Air-Tite™ ready ceiling contact gasket

Includes:
- Got Nail!™ bar hangers (Details Pg. 9)
- Slide-N-Side™ junction box wire traps (Details Pg. 9)
- Pass-N-Thru™ bars (Details Pg. 7)
- Air-Tite™ code compliant (Details Pg. 9)

Socket
Exclusive socket aiming mechanism swivels and rotates to properly align lamp. Lamp socket and trim can be adjusted 20° laterally for compound slope ceiling or to compensate for off axis aiming. Shipping insert protects socket from overspray.

Integral Thermal Protector
Integral thermal protector guards against improper lamping

Compliance
- cULus Listed 1598 luminaire
- cULus Listed damp location
- cULus Listed for wet location, covered ceiling, with select trims
- cULus Listed for feed through
- cULus Listed for direct contact with insulation and combustible material*
- Air-Tite code compliant. Certified under ASTM E283; not exceeding 2.0 cfm (0.944 L/s) air leakage rate tested at a 1.57 psf (75 Pa) pressure differential.
- Rated for 20W maximum
- Refer to specification sheets online for additional compliance information
- RoHS compliant

*Not to be used in direct contact with spray foam insulation (Consult NEMA LSD57-2013)

For proper slope aiming install with junction box in upward position

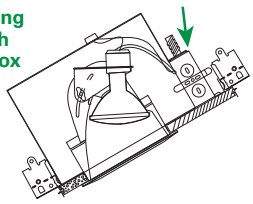

Improper Install



Specifications, compliances and dimensions subject to change without notice

455 Specular Reflector

- Clear, gold or haze reflector
- Removable trim ring
- Accessories available: TRM6 designer trim rings, OT403 oversize trim ring

Housing	Max Lamp Compatibility
H645IC	65W BR30, 75W R30, 75W PAR30L

455SC
Specular Clear Reflector, White Trim

455H
Haze Reflector, White Trim

455CG
Champagne Gold Reflector, White Trim

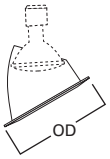

Dimensions**
OD: 7-1/4" [184mm]

456 Seamless Coilex® Baffle Trims

- One piece seamless baffle
- Accessories available: TRM6 designer trim rings, OT403 oversize trim ring

Housing	Max Lamp Compatibility
H645IC	**456W:** 50W PAR30L, 65W BR30 (75W PAR30L with H1999 Socket Extender)
	456P: 60W BR30, 50W PAR30L

456W
White Coilex Baffle, White Metal Trim

456P
Black Coilex Baffle, White Metal Trim

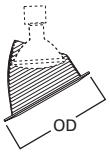

Dimensions**
OD: 7-1/4" [184mm]

Accessory - H1999

Socket Extender

78 Eyeball 30° Tilt, Self-flange

- 30° tilt, 360° rotation
- Torsion spring retention
- Wide choice of finishes for any decor
- Socket supporting eyeball
- 78PAT makes installation Air-Tite regardless of housing used

Housing	Max Lamp Compatibility
H645IC	65W BR30, 75W R30, 75W PAR30L

78P
White Eyeball, White Trim

78PAT
White Eyeball, White Trim

78SN
Satin Nickel Eyeball, Satin Nickel Trim

78TBZ
Tuscan Bronze Eyeball, Tuscan Bronze Trim

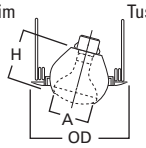

Dimensions**
A: 4" [100mm]
H: 4-1/8" [105mm]
OD: 8" [203mm]

170 Albalite Glass Lens with Reflector

- White trim with Albalite glass lens
- PS version features non-conductive, non-corrosive gasketed polymer (plastic) trim ring
- PS version is "dead-front" construction and is wet location listed for use in showers
- Torsion spring retention
- PS version is Air-Tite; making any installation Air-Tite

Housing	Max Lamp Compatibility
H645IC	60W A19

170P
Albalite Lens, White Trim

170PS
Albalite Lens, White Polymer Trim

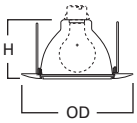

Dimensions**
H: 4" [102mm]
OD: 8" [203mm]

Key: A: Luminous Aperture, **H:** Height, **OD:** Trim Outside Diameter

Specialty Products & Accessories

Specialty Products

H37T - 401AL Heat Light, Non-IC

250W infra-red. For non-insulated ceilings. If insulation is present it must be kept 3" from the fixture on all sides.

Finish:	White (P)
Housing:	8" OD x 5-1/2" Height
Trim:	Brushed aluminum
Rating:	Improper Lamp (IP) Rated

Brick Light / Aisle Light

With thermal protector, brown die cast trim, flat unbreakable lens and tamper proof screws. Non-IC

H2925TW	Incandescent 20W T6 1/2 lamps (Halo Z7). Wet location listed.
H2925PL	2-pin, G23 base CFL lamps, 7W or 9W CFL lamp. Wet location listed.
Accessory	SD2925 Tamper proof screwdriver
Housing:	7-3/8" L x 3-1/2" D x 2-1/4" H
Trim:	8-7/8" L x 3-1/2" H

H2922ICT Step Light

Step light with white louver trim. Fixture is pre-wired to junction box. cULus listed junction box rated for feed through. 25W A19 lamp.

Finish:	White (P)
Housing:	11-5/8" L x 3-1/2" D x 5-1/2" H
Trim:	9-3/8" L x 5-3/4" H
Rating:	IC rated for direct contact with insulation* and combustible materials. Improper Lamp (IP) Rated

*Not to be used in direct contact with spray foam insulation (Consult NEMA LSD57-2013)

H2920ICT Step Light

Step light with white louver trim. Wiring connections are made in fixture. 25W A19 lamp.

Finish:	White (P)
Housing:	8" L x 3-1/2" D x 4-1/2" H
Trim:	9-3/8" L x 5-3/4" H
Rating:	IC rated for direct contact with insulation* and combustible materials. Improper Lamp (IP) Rated

*Not to be used in direct contact with spray foam insulation (Consult NEMA LSD57-2013)

H2932T Closet Light/Shallow Rectangle, Non-IC

60W A19 lamp. White trim with Albalite diffuser. Junction box rated for feed through branch applications. For non-insulated ceilings. If insulation is present, it must be kept 3" from the fixture on all sides.

Finish:	White (P)
Housing:	11-5/8" L x 3-1/2" D x 5-1/2" H
Trim:	9-3/8" L x 5-3/4" H
Rating:	cULus Listed

H2932ICTW Lensed Wall / Step Light



cULus Listed for wall mounting in insulation. IC rated for direct contact with insulation* and combustible material, cULus listed for damp location; and feed through. White trim with albalite glass lens.

Housing:	11-1/2" L (enclosure and J-box) x 5-1/2" W x 3-1/2" D
Trim:	5-3/4" H x 9-3/8" L
Finish	White (P)
Lamp	25W, A19 max.

*Not to be used in direct contact with spray foam insulation (Consult NEMA LSD57-2013)

Brick Light / Aisle Light

With thermal protector, brown die cast trim, glare reducing shade and tamper proof screws. Non-IC

H2926TW	Incandescent 20W T6 1/2 lamps (Halo Z7). Wet location listed.
Accessory	SD2925 Tamper proof screwdriver
Housing:	7-3/8" L x 3-1/2" D x 2-1/4" H
Trim:	8-7/8" L x 3-1/2" H

H2922-120PL Step Light

Step light with white louver trim. Fixture is pre-wired to junction box. cULus listed junction box rated for feed through. Integral 120V, 60Hz magnetic ballast. 5W / 7W / 9W Twin Tube 2-pin CFL.

Finish:	White (P)
Housing:	11-5/8" L x 3-1/2" D x 5-1/2" H
Trim:	9-3/8" L x 5-3/4" H
Rating:	IC rated for direct contact with insulation* and combustible materials

*Not to be used in direct contact with spray foam insulation (Consult NEMA LSD57-2013)

H2900T Thru-Wall Light, Non-IC

Provides lighting on each side of wall. 100W A19 max. Albalite lens. For non-insulated walls. If insulation is present, it must be kept 3" from the fixture on all sides.

Finish:	White (P)
Housing:	13-1/2" L x 4" D x 8-1/4" H
Trim:	11-3/8" L x 7-3/4" H
Rating:	Non-IC, Improper Lamp (IP) Rated

477 Power-Trac Adapter Trim

Allows (120V) trac lampholders (150W max) to be used with recessed installations. Use with H7T, H7ICT, H27T, H7RT, H7RICT and H27RT housings.

Finish:	White with Black Baffle (477P), White with White Baffle (477W)
OD:	7-1/4"

Specialty Products & Accessories

GA-ATHx-6PK

Optional accessory gasket covers the ceiling cut-out opening on a finished ceiling, for use with H5 & H7 Air-Tite IC housings.

GA-ATH5-6PK	H5ICAT Air-Tite™ gaskets (6-Pack)
GA-ATH7-6PK	H7ICAT Air-Tite™ gaskets (6-Pack)

Designer Finish Trim Rings

TRM6C	Chrome
TRM6SN	Satin Nickel
TRM6TBZ	Tuscan Bronze
TRM6MB	Black Metal
TRM7MB	Black plastic

Metal 7 1/4" OD. Compatible with 310*, 312*, 376, 378, 400, 404, 405, 410, 416, 419, 420, 424, 425, 426*, 429*, 455CG, 455SC, 456P, 456W, 477, 478, 1412, 1416, 1475.

*Originally supplied with TRM6P white metal trim rings. All others are supplied with white plastic trim rings.

Oversized Trim Rings

For use when ceiling opening is cut too large.
Compatible with 6" trims: 310, 312, 376, 378, 400, 404, 405, 410, 416, 419, 420, 424, 425, 426, 429, 477, 478, 1412, 1416, 1475.

OT400P	
Size	6" ID x 9-1/4" OD
Details	Oversized white metal trim ring for designated 6" trims.

OT403P	
Size	6" ID x 8" OD
Details	Oversized gloss white plastic trim ring for designated 6" trims.

Oversized Trim Ring

For use when ceiling opening is cut too large.
Compatible with 4" trims: 990, 992, 993, 994, 996, 998, 999, 1419, 1420, 1421, 1493 and 1498.

OT999P	
Size	4" ID x 5-3/4" OD
Details	Oversized white metal trim ring.

Oversized Trim Ring

OT460P	
Size	7-1/2" ID x 11-1/4" OD
Details	Oversized white metal trim ring

800PGR	
Size	7-1/2" ID x 8-5/8" OD
Details	Oversized trim ring

Dichroic Color Filters

For low voltage MR16 units

L114	UV Filter
L120	Red
L121	Amber
L122	Yellow
L123	Green
L124	Daylight
L125	Blue
L127	Cosmetic Color Filters
L130	Yellow

Transformer

H277	
Details	Steps 277V line voltage down to 120V fixture operating voltage. 300VA max. For use with Non-IC H7 housings.

H347	
Details	Same as above but steps 347V down to 120V, 75 VA max. For use with Non-IC H7 housings.

H347200	
Details	Same as above but steps 347V down to 120V, 200 VA max. For use with Non-IC H7 housings.

6" Retrofit Adapter Band (ML7RAB)

Provides torsion spring mounting capability for 6" housings that do not have torsion spring brackets. 4 pack includes: 4 - retrofit adapter bands, 16 - metal piercing screws, 8 - retrofit lever-action wire nuts

Optical Lenses



For low voltage MR16 units

L110	Diffuse sand blasted lens
L111	Soft focus textured lens
L113	Prismatic lens
L115	Linear spread lens

Oversized Trim Ring

OT500P	
Size	6" ID x 7-1/4" OD
Details	Oversized white polymer trim ring for use with 5", 5000 series straight sided trims ONLY. (Not for use with 5100, 5200 or 5300 series trims)

Specifications, compliances and dimensions subject to change without notice

Accessories

H930 R/PAR Lamp Aiming Accessory

For H7T, H7RT, H7ICT, H7ICAT, H7RICT, H7RICAT housings with 310 and 426 trims. Allows lamp to be aimed up to 30° from vertical and rotated 358°. See housing-trim selection for lamp listings.

Socket Extender

H1999	
Details	For use with selected trims and housings. Extends lamp 1" (25mm).

Coil Springs (RS7H)

Set of 4 coil springs for use with coil spring compatible trims

SD2925 Screwdriver

Screwdriver for tamper resistant screws supplied with H2925 and H2926 brick lights

Oversized LED Retrofit Housing Adapter

OH470WH	
Size	6" ID x 9-1/4" OD
Details	Oversize housing adapter. For use with open frame retrofit enclosures ML7E26RFK and ML7BXRFK.

6" Open Frame LED Retrofit

ML7BXRFK	
Details	6" Non-IC LED retrofit enclosure with hard-wired BX connection for retrofit of 6" open frame fixtures

ML7E26RFK	
Details	6" Non-IC LED retrofit enclosure with E26 screw base for 6" open frame fixtures

Mounting Clips

TB7	
Details	T-Bar attachment clips. Can also be used with HB424 and HB224 hanger bars. Can be used with H7TCP and H750TCP housings hanger bars. Set of four. Order one set per fixture.

Bar Hangers



Hanger bars are compatible with the brick and step lighting

HB224	
Details	One piece hanger bar for 24" maximum joist spacing. Set of two.

HB424	
Details	Two piece hanger bar for 24" max. joist spacing. Set of four pieces. Order one HB424 per fixture.

GA-ATTRIM-6PK

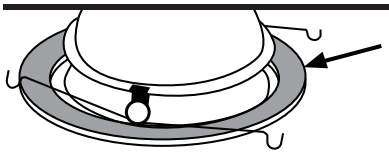

Accessory / spare trim gasket for use with 6" family trims

Incandescent Lamps

R16 T6-1/2 GU10

Z7	20W T 6-1/2" IF
Z9	40W R16 FL
Z10	100W BR25
Z28	120V GU10 base, line voltage MR16

Low Voltage Lamps

MR16 MR16TL*

Z21	12V Q50W MR16 NSP
Z26	12V Q50W MR16 NFL
Z31	12V Q50W MR16 FL
Z40	12V Q75W MR16 NSP
Z45	12V Q75W MR16 FL
Z121	50W MR16/Q/10°/TL* (GE Turn-and-Lock base)
Z131	50W MR16/Q/20°/TL* (GE Turn-and-Lock base)
Z124	50W MR16/Q/40°/TL* (GE Turn-and-Lock base)

* Replacement service part ONLY

Index

Index

120PL 22
1412P 6-104
1412W 6-104
1416BA 6-105
1416C 6-104
1416W 6-105
1417BA 6-104
1417P 6-104, 6-133
1417W 6-104, 6-133
1419P 4-38
1419SN 4-38
1419TBZ 4-38
1419W 4-38
1420P 4-39
1420SN 4-39
1420TBZ 4-39
1421C 4-37
1421CG 4-37
1421H 4-37
1421MB 4-37
1421RG 4-37
1421SN 4-37
1421TBZ 4-37
1421W 4-37
1450P 6-105
1453SN 4-38
1453TBZ 4-38
1475P 6-105
1475W 6-105
1479P 6-105
1479W 6-105
1493BC 4-38
1493P 4-38
1493SN 4-38
1493TBZ 4-38
1493W 4-38
1495 4-39
1495SN 4-39
1495TBZ 4-39
1496P 4-39
1496SN 4-39
1496TBZ 4-39
1497P 4-39
1498BC 4-40
1498P 4-40
1498SN 4-40
1498TBZ 4-40
1498W 4-40
170P . . . . . 6-42, 6-55, 6-66, 6-79, 6-99, ... 6-113, 6-126, 6-133, 6-135
170PS . . . . . 6-42, 6-55, 6-66, 6-79, 6-99, ... 6-113, 6-126, 6-133, 6-135
171P 6-42, 6-55, 6-67, 6-79, 6-99, 6-113, 6-126
171PS 6-42, 6-55, 6-67, 6-79, 6-99, 6-113, 6-126
172PS 6-43, 6-55, 6-67, 6-79, 6-100, 6-113, 6-126
172SNS 6-43, 6-55, 6-67, 6-79, 6-100, 6-113, 6-126
172TBZS 6-43, 6-55, 6-67, 6-79, 6-100, 6-113, 6-126
173P 6-43, 6-55, 6-67, 6-80, 6-100, 6-113, 6-126
173PS 6-43, 6-55, 6-67, 6-80, 6-100, 6-113, 6-126
1945 4-40
1945B 4-40
1946BC 4-40
1951PS 4-40
1951SNS 4-40
1951TBZS 4-40
3001BKBB 3-9, 3-20
3001SNBB 3-9, 3-20
3001TBZBB 3-9, 3-20
3001WHBB 3-9, 3-20
3001WHWB 3-9, 3-20
3002WHC 3-9, 3-20
3003BKBB 3-6, 3-17
3003SNB 3-6, 3-17
3003TBZB 3-6, 3-17
3003WHBB 3-6, 3-17
3003WHWB 3-6, 3-17
3004SN 3-6, 3-17
3004TBZ 3-6, 3-17
3004WHC 3-6, 3-17
3004WHH 3-6, 3-17
3004WHW 3-6, 3-17
3006BKBB 3-9, 3-20
3006SNBB 3-9, 3-20
3006TBZBB 3-9, 3-20
3006WHBB 3-9, 3-20
3007PCC 3-8, 3-19
3007SN 3-8, 3-19
3007TBZ 3-8, 3-19
3007WHC 3-8, 3-19
3008FG 3-8, 3-19
3009BKBB 3-7, 3-18
3009SNBB 3-7, 3-18
3009TBZBB 3-7, 3-18
3009WHBB 3-7, 3-18
3009WHWB 3-7, 3-18
300P 6-45, 6-58, 6-69, 6-81, 6-102
300SN 6-45, 6-58, 6-69, 6-81, 6-102
300TBZ 6-45, 6-58, 6-69, 6-81, 6-102
3010SN 3-7, 3-18
3010TBZ 3-7, 3-18
3010WH 3-7, 3-18
3011BKBB 3-6, 3-17
3011SNBB 3-6, 3-17
3011TBZBB 3-6, 3-17
3011WHBB 3-6, 3-17
3011WHWB 3-6, 3-17
3012BKBB 3-8, 3-19
3012SNBB 3-8, 3-19
3012TBZBB 3-8, 3-19
3012WHBB 3-8, 3-19
3012WHWB 3-8, 3-19
3013BK 3-7, 3-18
3013SN 3-7, 3-18
3013TBZ 3-7, 3-18
3013WH 3-7, 3-18
3017FGS 3-8, 3-19
301P 6-102, 6-128
301SN 6-102, 6-128
301TBZ 6-102, 6-128
3020WW 3-9, 3-20
303P 6-103
30CAT 6-34, 6-47, 6-62, 6-89, 6-108
30HAT 6-34, 6-47, 6-62, 6-89, 6-108
30PAT 6-36, 6-49, 6-63, 6-92, 6-109
30RGAT 6-34, 6-47, 6-62, 6-89, 6-108
30SBAT 6-34, 6-47, 6-62, 6-89, 6-108
30SNAT 6-36, 6-49, 6-63, 6-92, 6-109
30TBZAT 6-36, 6-49, 6-63, 6-92, 6-109
30WAT 6-36, 6-49, 6-63, 6-92, 6-109
30WATH 6-36, 6-49, 6-63, 6-92, 6-109
310P 6-37, 6-49, 6-75, 6-92, 6-121
310SN 6-37, 6-49, 6-75, 6-92, 6-121
310TBZ 6-37, 6-49, 6-75, 6-92, 6-121
310W 6-37, 6-49, 6-75, 6-92, 6-121
312P 6-37, 6-50, 6-75, 6-92, 6-121
312W 6-37, 6-50, 6-75, 6-92, 6-121
327P 6-45, 6-69
328P 6-45, 6-58, 6-81, 6-102, 6-128
353SN 6-37, 6-50, 6-75, 6-93, 6-121
353TBZ 6-37, 6-50, 6-75, 6-93, 6-121
376P 6-40, 6-52, 6-64, 6-96, 6-110, 6-124
376W 6-40, 6-52, 6-64, 6-96, 6-110, 6-124
378 . . . . . 6-40, 6-53, 6-65, 6-96, 6-111, 6-124
378P 6-40, 6-53, 6-65, 6-96, 6-111, 6-124
4001BB 4-23, 4-30
4001WB 4-23, 4-30
4002 . . . . . 4-24, 4-31
4003 . . . . . 4-22, 4-29
4010BB 4-23, 4-30
4010WB 4-23, 4-30
4013BB 4-23, 4-31
4013WB 4-23, 4-31
401AL 6-103, 22
401P 6-103
4041P 6-35, 6-48, 6-62
404C 6-34, 6-47, 6-62
404H 6-34, 6-47, 6-62
404SN 6-34, 6-47, 6-62
404TBZ 6-34, 6-47, 6-62
4051P 6-90, 6-108
4055 . . . . . 4-24, 4-32
405SC 6-89, 6-108
410P 6-93
410W 6-93
419P 6-53, 6-97, 6-111, 6-124
420P 6-40, 6-53, 6-65, 6-78, 6-97, 6-111, 6-124
420W 6-40, 6-53, 6-65, 6-78, 6-97, 6-111, 6-124
424P 6-58, 6-103
425P 6-58, 6-103
425W 6-58, 6-103
426 . . . . . 6-34, 6-47, 6-74, 6-90, 6-120

Index

4261P · 6-35, 6-48, 6-90, 6-120
426H · 6-34, 6-47, 6-74, 6-90, 6-120
426MB · 6-34, 6-47, 6-74, 6-90, 6-120
426SN · 6-34, 6-47, 6-74, 6-90, 6-120
426TBZ · 6-34, 6-47, 6-74, 6-90, 6-120
428P · 6-103
429P · 6-35, 6-48, 6-90
430P · 6-45, 6-58, 6-69, 6-104, 6-115
430W · 6-45, 6-58, 6-69, 6-104, 6-115
455CG · 6-135
455H · 6-24, 6-135
455SC · 6-24, 6-135
455SN · 6-24
455TBZ · 6-24
456P · 6-24, 6-135
456W · 6-24, 6-135
477P · 22
477W · 22
478P · 6-41, 6-65, 6-97, 6-111
496P · 6-132
496W · 6-132
498P · 6-133
498W · 6-133
5000P · 5-29, 5-41, 5-54, 5-64
5000SN · 5-29, 5-41, 5-54, 5-64
5000TBZ · 5-29, 5-41, 5-54, 5-64
5001MB · 5-23, 5-35, 5-49, 5-59
5001P · 5-23, 5-35, 5-49, 5-59
5001SN · 5-23, 5-35, 5-49, 5-59
5001TBZ · 5-23, 5-35, 5-49, 5-59
5010 · 5-23, 5-35, 5-49
5010W · 5-23, 5-35, 5-49
5012P · 5-49, 5-59
5012W · 5-49, 5-59
5014MB · 5-23, 5-35
5014P · 5-23, 5-35
5016P · 5-24, 5-36, 5-49, 5-59
5016W · 5-24, 5-36, 5-49, 5-59
5020BL · 5-22, 5-34, 5-48, 5-58
5020H · 5-22, 5-34, 5-48, 5-58
5020P · 5-22, 5-34, 5-48, 5-58
5020SC · 5-22, 5-34, 5-48, 5-58
5020SN · 5-22, 5-34, 5-48, 5-58
5020TBZ · 5-22, 5-34, 5-48, 5-58
5021H · 5-22, 5-34, 5-48, 5-58
5021SC · 5-22, 5-34, 5-48, 5-58
5021SN · 5-22, 5-34, 5-48, 5-58
5021TBZ · 5-22, 5-34, 5-48, 5-58
5030P · 5-55, 5-64
5030W · 5-55, 5-64
5051PS · 5-27, 5-39, 5-52, 5-62
5054PS · 5-27, 5-39, 5-52, 5-62
5054SNS · 5-27, 5-39, 5-52, 5-62
5054TBZS · 5-27, 5-39, 5-52, 5-62
5060P · 5-25, 5-36, 5-50, 5-60
5070P · 5-25, 5-37, 5-51, 5-60
5070SN · 5-25, 5-37, 5-51, 5-60
5070TBZ · 5-25, 5-37, 5-51, 5-60
5071P · 5-26, 5-37, 5-51, 5-60
5102BB · 5-24, 5-50
5102WB · 5-24, 5-50
5107SC · 5-22, 5-48
5109BB · 5-24, 5-50
5109BKBB · 5-24, 5-50
5109WB · 5-24, 5-50
5110BB · 5-24, 5-50
5110BKBB · 5-24, 5-50
5110WB · 5-24, 5-50
5120SN · 5-22, 5-34, 5-48, 5-58
5120TBZ · 5-22, 5-34, 5-48, 5-58
5120WH · 5-22, 5-34, 5-48, 5-58
5121WH · 5-23, 5-35
5125BB · 5-25, 5-36, 5-50, 5-60
5125BKBB · 5-25, 5-36, 5-50, 5-60
5125WB · 5-25, 5-36, 5-50, 5-60
5126BB · 5-25, 5-36
5126WB · 5-25, 5-36
5130WH · 5-26, 5-37, 5-51, 5-61
5135WH · 5-26, 5-38, 5-51, 5-61
5145SN · 5-29, 5-41, 5-53, 5-62
5145TBZ · 5-29, 5-41, 5-53, 5-62
5145WH · 5-29, 5-41, 5-53, 5-62
5146SN · 5-29, 5-41, 5-53, 5-62
5146TBZ · 5-29, 5-41, 5-53, 5-62
5146WH · 5-29, 5-41, 5-53, 5-62
5150SN · 5-28, 5-39, 5-53, 5-63
5150TBZ · 5-28, 5-39, 5-53, 5-63
5150WH · 5-28, 5-39, 5-53, 5-63
5162WH · 5-28, 5-40, 5-53, 5-63
5165BK · 5-26, 5-38, 5-52, 5-61
5165SN · 5-26, 5-38, 5-52, 5-61
5165TBZ · 5-26, 5-38, 5-52, 5-61
5165WH · 5-26, 5-38, 5-52, 5-61
5175SN · 5-30, 5-54
5175TBZ · 5-30, 5-54
5175WH · 5-30, 5-54
5176SN · 5-30, 5-42, 5-55, 5-64
5176TBZ · 5-30, 5-42, 5-55, 5-64
5176WH · 5-30, 5-42, 5-55, 5-64
5185SN · 5-30, 5-55
5185TBZ · 5-30, 5-55
5185WH · 5-30, 5-55
5186SN · 5-30, 5-42, 5-55, 5-64
5186TBZ · 5-30, 5-42, 5-55, 5-64
5186WH · 5-30, 5-42, 5-55, 5-64
5222BB · 5-27, 5-38, 5-52, 5-61
5222H · 5-27, 5-38, 5-52, 5-61
5222SC · 5-27, 5-38, 5-52, 5-61
5222WB · 5-27, 5-38, 5-52, 5-61
5230AH · 5-28, 5-40, 5-54, 5-63
5230PN · 5-28, 5-40, 5-54, 5-63
5230SN · 5-28, 5-40, 5-54, 5-63
5230TBZ · 5-28, 5-40, 5-54, 5-63
5255SN · 5-28, 5-40, 5-54, 5-63
5255TBZ · 5-28, 5-40, 5-54, 5-63
5255WH · 5-28, 5-40, 5-54, 5-63
591WB · 5-15
592H · 5-15
592SC · 5-15
592W · 5-15
593BB · 5-15
593SNB · 5-15
593TBZB · 5-15
593WB · 5-15
594SNB · 5-15
594TBZB · 5-15
594WB · 5-15
595WW · 5-15
596WB · 5-15
6100BB · 6-37, 6-50, 6-76, 6-93, 6-122
6100WB · 6-37, 6-50, 6-76, 6-93, 6-122
6101BB · 6-38, 6-50, 6-76, 6-93, 6-122
6101WB · 6-38, 6-50, 6-76, 6-93, 6-122
6102BB · 6-38, 6-51, 6-76, 6-94, 6-122
6102WB · 6-38, 6-51, 6-76, 6-94, 6-122
6103BB · 6-38, 6-51, 6-76, 6-94, 6-122
6103WB · 6-38, 6-51, 6-76, 6-94, 6-122
6106SC · 6-35, 6-48, 6-74, 6-91, 6-120
6107SC · 6-35, 6-48, 6-74, 6-91, 6-120
6108BB · 6-38, 6-51, 6-77, 6-94, 6-122
6108BKBB · 6-38, 6-51, 6-77, 6-94, 6-122
6108WB · 6-38, 6-51, 6-77, 6-94, 6-122
6109BB · 6-38, 6-51, 6-77, 6-94, 6-123
6109BKBB · 6-38, 6-51, 6-77, 6-94, 6-123
6109WB · 6-38, 6-51, 6-77, 6-94, 6-123
6110BB · 6-39, 6-77, 6-95, 6-123
6110BKBB · 6-39, 6-77, 6-95, 6-123
6110WB · 6-39, 6-77, 6-95, 6-123
6120SN · 6-36, 6-49, 6-63, 6-91, 6-109
6120TBZ · 6-36, 6-49, 6-63, 6-91, 6-109
6120WH · 6-36, 6-49, 6-63, 6-91, 6-109
6121WH · 6-36, 6-49, 6-63, 6-75, 6-91, 6-109, 6-121
6125BB · 6-39, 6-51, 6-63, 6-95, 6-109
6125BKBB · 6-39, 6-51, 6-63, 6-95, 6-109
6125WB · 6-39, 6-51, 6-63, 6-95, 6-109
6126BB · 6-39, 6-52, 6-64, 6-77, 6-95, 6-110, 6-123
6126WB · 6-39, 6-52, 6-64, 6-77, 6-95, 6-110, 6-123
6130WH · 6-41, 6-53, 6-65, 6-78, 6-97, 6-112, 6-124
6145SN · 6-43, 6-56, 6-67, 6-80, 6-100, 6-114, 6-127
6145TBZ · 6-43, 6-56, 6-67, 6-80, 6-100, 6-114, 6-127
6145WH · 6-43, 6-56, 6-67, 6-80, 6-100, 6-114, 6-127
6146SN · 6-43, 6-56, 6-68, 6-100, 6-114
6146TBZ · 6-43, 6-56, 6-68, 6-100, 6-114
6146WH · 6-43, 6-56, 6-68, 6-100, 6-114
6150SN · 6-44, 6-56, 6-68, 6-80, 6-101, 6-114, 6-127
6150TBZ · 6-44, 6-56, 6-68, 6-80, 6-101, 6-114, 6-127
6150WH · 6-44, 6-56, 6-68, 6-80, 6-101, 6-114, 6-127
6160WH · 6-56, 6-101, 6-127
6162WH · 6-44, 6-57, 6-68, 6-80
6170BK · 6-41, 6-66, 6-98, 6-112
6170SN · 6-41, 6-66, 6-98, 6-112

Specifications, compliances and dimensions subject to change without notice

Index

6170TBZ · · · 6-41, 6-66, 6-98, 6-112
6170WH · · · 6-41, 6-66, 6-98, 6-112
6215BK · · · 6-41, 6-53, 6-66, 6-79, 6-98, 6-112, 6-125
6215SN · · · 6-41, 6-53, 6-66, 6-79, 6-98, 6-112, 6-125
6215TBZ · · · 6-41, 6-53, 6-66, 6-79, 6-98, 6-112, 6-125
6215WH · · · 6-41, 6-53, 6-66, 6-79, 6-98, 6-112, 6-125
6222BB · · · 6-42, 6-54, 6-66, 6-98, 6-112
6222H · · · 6-42, 6-54, 6-66, 6-98, 6-112
6222SC · · · 6-42, 6-54, 6-66, 6-98, 6-112
6222WB · · · 6-42, 6-54, 6-66, 6-98, 6-112
6230AH · · · 6-44, 6-57, 6-68, 6-81, 6-101, 6-115, 6-127
6230PN · · · 6-44, 6-57, 6-68, 6-81, 6-101, 6-115, 6-127
6230SN · · · 6-44, 6-57, 6-68, 6-81, 6-101, 6-115, 6-127
6230TBZ · · · 6-44, 6-57, 6-68, 6-81, 6-101, 6-115, 6-127
6255SN · · · 6-44, 6-57, 6-69, 6-81, 6-101, 6-115, 6-128
6255TBZ · · · 6-44, 6-57, 6-69, 6-81, 6-101, 6-115, 6-128
6255WH · · · 6-44, 6-57, 6-69, 6-81, 6-101, 6-115, 6-128
691WB · · · 6-19
692H · · · 6-19
692SC · · · 6-19
692W · · · 6-19
693BB · · · 6-19
693SNB · · · 6-19
693TBZB · · · 6-19
693WB · · · 6-19
694SNB · · · 6-19
694TBZB · · · 6-19
694WB · · · 6-19
695WW · · · 6-19
696WB · · · 6-19
70P · · · 6-24, 6-54, 6-98, 6-125
70PS · · · 6-24, 6-54, 6-98, 6-125
71P · · · 6-24, 6-54, 6-99, 6-125
71PS · · · 6-24, 6-54, 6-99, 6-125
73P · · · 6-24, 6-54, 6-99, 6-125
73PS · · · 6-24, 6-54, 6-99, 6-125
74P · · · 6-39, 6-52, 6-64, 6-78, 6-95, 6-110, 6-123
76P · · · 6-40, 6-52, 6-64, 6-96, 6-110
78P · · · 6-40, 6-52, 6-64, 6-78, 6-96,
· · · 6-110, 6-123, 6-133, 6-135
78PAT · · · 6-40, 6-52, 6-64, 6-78, 6-96,
· · · 6-110, 6-123, 6-133, 6-135
78SN · · · 6-40, 6-52, 6-64, 6-78, 6-96,
· · · 6-110, 6-123, 6-133, 6-135
78TBZ · · · 6-40, 6-52, 6-64, 6-78, 6-96,
· · · 6-110, 6-123, 6-133, 6-135
79 · · · 6-57, 6-102, 6-128
800PGR · · · 23
945 · · · 4-24, 4-32
945B · · · 4-24, 4-32
951PS · · · 4-24, 4-32
951SNS · · · 4-24, 4-32
951TBZS · · · 4-24, 4-32
952PS · · · 4-24, 4-32
953P · · · 4-22, 4-29
953SN · · · 4-22, 4-29
953TBZ · · · 4-22, 4-29
953W · · · 4-22, 4-29
990P · · · 4-29
990SN · · · 4-29
990TBZ · · · 4-29
992P · · · 4-30
992SN · · · 4-30
992TBZ · · · 4-30
992W · · · 4-30
993P · · · 4-22, 4-30
993SN · · · 4-22, 4-30
993TBZ · · · 4-22, 4-30
993W · · · 4-22, 4-30
996P · · · 4-23, 4-31
996SN · · · 4-23, 4-31
996TBZ · · · 4-23, 4-31
998P · · · 4-23, 4-31
998SN · · · 4-23, 4-31
998TBZ · · · 4-23, 4-31
999H · · · 4-22, 4-29
999MB · · · 4-22, 4-29
999P · · · 4-22, 4-29
999RG · · · 4-22, 4-29
999SN · · · 4-22, 4-29
999TBZ · · · 4-22, 4-29
999W · · · 4-22, 4-29
BFR56MH · · · 5-13, 6-17
BFR56NFL · · · 5-13, 6-17
E27ICAT · · · 6-72
E27RICAT · · · 6-73
E27RTAT · · · 6-119
E27TAT · · · 6-118
E4ICATSB · · · 4-21
E4RTATSB · · · 4-28
E4TATSB · · · 4-27
E5ICAT · · · 5-19
E5ICATNB · · · 5-32
E5RICAT · · · 5-20
E5RTAT · · · 5-47
E5TAT · · · 5-46
E5TATNB · · · 5-57
E7ICAT · · · 6-32
E7ICATNB · · · 6-61
E7RICAT · · · 6-33
E7RTAT · · · 6-88
E7TAT · · · 6-87
E7TATNB · · · 6-107
EL4069xx · · · 4-15
ELG4069xx · · · 4-18
ELSG4069xx · · · 4-18
GA-ATH5-6PK · · · 23
GA-ATH7-6PK · · · 23
GA-ATTRIM-6PK · · · 24
H1499ICAT · · · 4-33
H1499RTAT · · · 4-36
H1499T75 · · · 4-37
H1499TAT · · · 4-34
H1499TCP · · · 4-35
H1999 · · · 24, 4-22, 4-23, 4-24
H25ICAT · · · 5-21
H25ICATNB · · · 5-33
H2750ICAT · · · 6-6
H2750RICAT · · · 6-7
H277 · · · 23
H27ICAT · · · 6-70
H27RICAT · · · 6-71
H27RT · · · 6-117
H27T · · · 6-116
H2900T · · · 22
H2920ICT · · · 22
H2922 · · · 22
H2922ICT · · · 22
H2925PL · · · 22
H2925TW · · · 22
H2926TW · · · 22
H2932ICTW · · · 22
H2932T · · · 22
H347 · · · 23
H347200 · · · 23
H36ICAT · · · 3-2
H36LVICAT · · · 3-4
H36LVRTAT · · · 3-14
H36LVRTAT277 · · · 3-16
H36LVTAT · · · 3-12
H36LVTAT277 · · · 3-15
H36LVTATCP · · · 3-13
H36RTAT · · · 3-11
H36TAT · · · 3-10
H37T · · · 22
H38ICAT · · · 3-3
H38LVICAT · · · 3-5
H457ICAT1E · · · 4-10
H457RICAT1E · · · 4-11
H457RTATE010 · · · 4-13
H457TATE010 · · · 4-12
H457TCPE010 · · · 4-14
H47ICAT · · · 6-131
H47ICT · · · 6-130
H47T · · · 6-132
H550ICAT · · · 5-2
H550RICAT · · · 5-3
H5ICAT · · · 5-17
H5ICATNB · · · 5-31
H5RICAT · · · 5-18
H5RT · · · 5-45
H5T · · · 5-44
H5TNB · · · 5-56
H645IC · · · 6-134
H750ICAT · · · 6-2
H750RICAT · · · 6-3
H750T · · · 6-4
H750TCP · · · 6-5
H7ICAT · · · 6-29
H7ICATNB · · · 6-60
H7ICT · · · 6-28

Index

H7ICTNB . . . 6-59
H7RICAT . . . 6-31
H7RICT . . . 6-30
H7RT . . . 6-86
H7T . . . 6-84
H7TCP . . . 6-85
H7TNB . . . 6-106
H7UICAT . . . 6-46
H930 . . . 6-34, 6-37, 24
H995ICAT . . . 4-2
H995RICAT . . . 4-3
H99ICAT . . . 4-20
H99RTAT . . . 4-26
H99TAT . . . 4-25
HB224 . . . 24
HB424 . . . 24
HE26LED . . . 6-9, 6-11, 6-12, 6-18, 4-4, 4-6, 5-5, 5-7, 5-8, 5-14
HL612ICAT . . . 6-21
HL618TAT . . . 6-22
HL618TCP . . . 6-22
HL6FL . . . 6-23
HL6LHRPK . . . 6-23
HL6NFL . . . 6-23
HL6WFL . . . 6-23
HLM6927 . . . 6-23
HLM6930 . . . 6-23
HLM6935 . . . 6-23
HLM6940 . . . 6-23
L110 . . . 23
L111 . . . 23
L113 . . . 23
L114 . . . 23
L115 . . . 23
L120 . . . 23
L121 . . . 23
L122 . . . 23
L123 . . . 23
L124 . . . 23
L125 . . . 23
L127 . . . 23
L130 . . . 23
L345SF . . . 6-17, 5-13
LT4 . . . 4-6
LT560 . . . 6-12, 5-8
ML56 . . . 6-16, 5-12
ML5606 . . . 6-16, 5-12
ML5609 . . . 6-16, 5-12
ML5612 . . . 6-17, 5-13
ML56CLIP . . . 6-18
ML7BXRFK . . . 24
ML7E26RFK . . . 24
ML7RAB . . . 6-18, 23
OH470WH . . . 24
OT400P . . . 5-5, 5-7, 6-9, 6-11, 6-23, 23
OT403P . . . 5-5, 5-7, 6-9, 6-11, 6-23, 23
OT460P . . . 23
OT500P . . . 23
OT999P . . . 23
RA4 . . . 4-4
RA56 . . . 6-8, 5-4
RA56069xxNFLWH . . . 6-8, 5-4
RA56069xxWH . . . 6-8, 5-4
RL4 . . . 4-5
RL4TRMSN . . . 4-5
RL4TRMWH . . . 4-5
RL4TRTBZ . . . 4-5
RL56 . . . 6-10, 5-6
RL560WH6 . . . 6-10, 5-6
RL560WH9 . . . 6-10, 5-6
RL56CLIP . . . 6-9, 5-5
RL56TRMSN . . . 6-11, 5-7
RL56TRMTBZ . . . 6-11, 5-7
RL56TRMWH . . . 6-11, 5-7
RS7H . . . 24
SD2925 . . . 24
SLD4 . . . 4-8
SLD4ACCKIT . . . 4-9
SLD4BRKT . . . 4-9
SLD4EXT . . . 4-9
SLD4RAD . . . 4-9
SLD4TRMSN . . . 4-9
SLD4TRMTBZ . . . 4-9
SLD4TRMWH . . . 4-9
SLD6 . . . 6-13, 6-14, 5-9
SLD606 . . . 6-13, 5-9
SLD612 . . . 6-13, 6-14, 5-9, 5-10
SLD6ACCKIT . . . 6-15, 5-11
SLD6BRKT . . . 6-15, 5-11
SLD6EXT . . . 6-15, 5-11
SLD6RAD . . . 6-15, 5-11
SLD6SADPLT . . . 6-15, 5-11
SLD6TRMSN . . . 6-15, 5-11
SLD6TRMTBZ . . . 6-15, 5-11
SLD6TRMWH . . . 6-15, 5-11
TB7 . . . 24
TL400PC . . . 4-17
TL400SBK . . . 4-17
TL400SN . . . 4-17
TL400TBZ . . . 4-17
TL400WH . . . 4-17
TL402HS . . . 4-16
TL402SBKS . . . 4-16
TL402SCS . . . 4-16
TL402SNS . . . 4-16
TL402TBZS . . . 4-16
TL402WHS . . . 4-16
TL403BBS . . . 4-16
TL403WBS . . . 4-16
TL408SNBB . . . 4-16
TL408TBZBB . . . 4-16
TL408WHBB . . . 4-16
TL408WHWB . . . 4-16
TL409 . . . 4-16
TL409WH . . . 4-16
TL410H . . . 4-17
TL410SBK . . . 4-17
TL410SC . . . 4-17
TL410SN . . . 4-17
TL410TBZ . . . 4-17
TL410WH . . . 4-17
TL411BB . . . 4-17
TL411WB . . . 4-17
TL422PS . . . 4-17
TRM590WH . . . 5-14
TRM690WH . . . 6-9, 6-11, 6-18, 6-23, 5-5, 5-7
TRM6C . . . 6-23, 23
TRM6MB . . . 6-23, 23
TRM6P . . . 6-23
TRM6SN . . . 6-23, 23
TRM6TBZ . . . 6-23, 23
TRM7MB . . . 6-23, 23
WW595SC . . . 5-14
WW695SC . . . 6-18, 6-19, 5-15
Z10 . . . 24
Z121 . . . 24
Z124 . . . 24
Z131 . . . 24
Z21 . . . 24
Z26 . . . 24
Z28 . . . 24
Z31 . . . 24
Z40 . . . 24
Z45 . . . 24
Z7 . . . 24
Z9 . . . 24

Specifications, compliances and dimensions subject to change without notice

Our Lighting Product Lines

Halo
Halo Commercial
Portfolio
Iris
RSA
Metalux
Corelite
Neo-Ray
Fail-Safe
MWS
Ametrix
Shaper
io
Lumark
McGraw-Edison
Invue
Lumière
Streetworks
AtLite
Sure-Lites
Ephesus

Our Controls Product Lines

Greengate
iLumin
Zero 88
Fifth Light Technology
iLight (International Only)

Powering Business Worldwide

Eaton
1121 Highway 74 South
Peachtree City, GA 30269
P: 770-486-4800
www.eaton.com/lighting

Canada Sales
5925 McLaughlin Road
Mississauga, Ontario L5R 1B8
P: 905-501-3000
F: 905-501-3172

© 2016 Eaton
All Rights Reserved
Printed in USA
Publication No. CA518001EN
February 26, 2016

Eaton is a registered trademark.

All other trademarks are property of their respective owners.

Product availability, specifications, and compliances are subject to change without notice.

Halo Recessed Lighting

HALO

EATON

Powering Business Worldwide

Table of Contents

Introduction
Halo Recessed Housings 4
Halo Recessed Trims 12
Compliances & Listings 16
Lighting Properties 17
Lighting Effects 19
Light Sources 20

3 INCH

H3 Series
IC Housings 3-2
IC Trims 3-6
Non-IC Housings 3-10
Non-IC Trims 3-17

4 INCH

LED Housings 4-2
LED Modules
Adjustable 4-4
Downlight 4-5
Surface Mount 4-8
H4 LED Series - Downlighting System
Housings 4-10
Light Engines 4-15
Trims 4-16
Adjustable - Light Engines 4-18
E26 Screw Base
IC Housings & Trims 4-19
Non-IC Housings & Trims 4-25
Low Voltage
New Construction Housings 4-33
Remodel Housings 4-36
Trims 4-38

5 INCH

LED Housings 5-2
LED Modules
Adjustable 5-4
Downlight 5-8
Surface Mount 5-10
ML56 LED Downlighting System 5-12
ML56 LED Trims 5-15
E26 Screw Base
IC Housings 5-17
IC Trims 5-22
IC Housings – No Socket Bracket 5-31
IC Trims – No Socket Bracket 5-34
Non-IC Housings 5-44
Non-IC Trims 5-48
Non-IC Housings – No Socket Bracket 5-56
Non-IC Trims – No Socket Bracket 5-58

6 INCH

LED Housings 6-2
LED Modules
Adjustable 6-8
Downlight 6-10
Surface Mount 6-13
ML56 LED Downlighting System 6-16
ML56 LED Trims 6-19
AllSlope LED Housings 6-20
AllSlope LED Trims 6-24
E26 Screw Base
IC Housings 6-25
IC Trims 6-34
H7UICAT Housings & Trims 6-46
IC Housings – No Socket Bracket 6-59
IC Trims – No Socket Bracket 6-62
IC Shallow Housings 6-70
IC Shallow Trims 6-74
Non-IC Housings 6-82
Non-IC Trims 6-89
Non-IC Housings – No Socket Bracket 6-106
Non-IC Trims – No Socket Bracket 6-108
Non-IC Shallow Housings 6-116
Non-IC Shallow Trims 6-120
H47 Series Slope Housings & Trims 6-129
H645IC Slope Housings & Trims 6-134

Special Products 21
Accessories 23
Index 25

IC = Insulated Ceiling Non-IC = Non-Insulated Ceiling

Halo Recessed Lighting

LED Products

ML56 Collection

Halo ML56 LED downlight collection is comprised of LED modules with 5" and 6" trims. ML56 LED modules are offered in three lumen packages across the 600, 900, and 1200 Series - a versatile collection of energy-efficient LED downlights for general lighting in commercial and residential applications. The ML56 LED 600, 900, 1200 Series modules are designed for either new construction or retrofitting existing 5" and 6" compatible housings (Edison screw base adapter included). Halo LED ML56 Collection features excellent color in 80 CRI or 90 CRI (90 CRI is R9 > 50), and offers a wide selection of color temperatures (2700K, 3000K, 3500K and 4000K). Halo LED is ENERGY STAR® certified and can be used for California Title 24 (90 CRI is Title 20 Certified for residential compliance) and IECC High Efficacy compliance with designated LED modules and LED trims.

H4 Collection

Halo H4 LED downlight collection functions as a three-part system that consists of a 4" downlight housing, light engine module and trim to be installed according to the pace of the project. H4 collection is offered in 90 CRI (R9 > 50), with four LED light engine color temperatures (2700K, 3000K, 3500K and 4000K). The downlight light engines, accept 16 different trims including reflector, baffle and lensed. Adjustable gimbal light engines feature aiming up to 35° tilt, and interchangeable reflectors in 25°, 35° and 55° beam. Housings are offered in Insulated Ceiling (IC) and Non-Insulated Ceiling (Non-IC) Air-Tite™ models that include dimmable LED drivers. H4 is ENERGY STAR® certified and can be used for California Title 24 (Title 20 Certified for residential compliance), and IECC High Efficacy compliance with designated LED modules and LED trims. Halo H4 LED downlights save energy, without sacrificing performance.

Halo Recessed Lighting

LED Products

HL6 AllSlope Collection

Featuring unique interchangeable beam-forming optics, full range dimming and multiple color temperatures and trim options, the Halo HL6 AllSlope LED 6" downlight system is specifically designed for slope ceiling applications with pitch aiming from 2/12 (10 degrees) to 12/12 (45 degrees). The innovative design allows the LED light engine full adjustment capability so it can be aimed straight down in accordance with the ceiling pitch, resulting in outstanding performance and appearance. The three piece system consists of a 6-inch aperture housing, available in 1200 lumen series or 1800 lumen series; LED light engines are offered with 90 CRI (R9 > 50), in 2700K, 3000K, 3500K, 4000K; and available with three interchangeable optics. The trim selection is from a full line of slope ceiling trims including reflectors, baffles and lens choices. AllSlope is ENERGY STAR® certified and can be used for California Title 24 (Title 20 Certified for residential compliance), and IECC High Efficacy compliance with designated LED modules and LED trims.
The high-efficiency, energy-saving solution provides up to 73% in energy savings with virtually no maintenance.

SLD Collection

Halo Surface LED downlight (SLD) incorporates WaveStream™ technology to create an ultra-low profile 4" and 6" surface mounting luminaire with the performance and look of a traditional downlight. SLD is designed for installation in many square, octagon, or round junction boxes. Supply wire adapter with LED quick wiring connector included. Suitable for residential or commercial installations. Ideal for closets, storage areas, attics and basements. When used in 4", 5" and 6" recessed downlights, the included retrofit kit's dedicated LED wiring connector meets high efficacy code requirements. The SLD is ENERGY STAR® certified and can be used for California Title 24 (Title 20 Certified for residential compliance), and IECC High Efficacy compliance with designated products. SLD is available in SLD4, SLD6-600 lumen series and SLD6-1200 lumen series. SLD models in 80 CRI and 90 CRI (90CRI is R9 > 50), are offered in 2700K, 3000K, 3500K, 4000K. Optional accessories include designer trims in white (paintable), satin nickel, and tuscan bronze.

Specifications, compliances and dimensions subject to change without notice

Halo Recessed Lighting

LED Products

RL Collection

Halo RL series is a complete 4" and 5"/6" LED baffle-trim module for recessed downlights. The RL series is designed for use in new construction, remodel and retrofit installation in Halo and other compatible 4", 5" and 6" recessed downlight housings. The integral LED driver offers 120 volt dimming capability. RL56 is offered in 600 lumen series and 900 lumen series. RL is ENERGY STAR® certified and can be used for California Title 24 (Title 20 Certified for residential compliance), and IECC High Efficacy compliance with designated LED modules and LED trims. The RL is available in RL4, RL56-600 lumen series and RL56-900 lumen series. RL models in 80 CRI and 90 CRI (90 CRI is R9 > 50), are offered in 2700K, 3000K, 3500K, 4000K. Optional accessories include designer trims in white (paintable), satin nickel, and tuscan bronze.

RA Collection

Halo RA LED is a complete 4" and 5"/6" adjustable gimbal LED module; suitable for new construction, remodel and retrofit installation in Halo and other compatible 4", 5" and 6" recessed downlight housings. The RA adjustable gimbal offers 35-degree tilt and up to 360-degree rotation. The integral LED driver offers 120 volt dimming capability. RA4 and RA56 is ENERGY STAR® certified and can be used for California Title 24 (Title 20 Certified for residential compliance), and IECC High Efficacy compliance with designated LED modules and LED trims. The RA4 and RA56 adjustable gimbals are offered with 90 CRI (R9 > 50), in 2700K, 3000K, 3500K, 4000K; and with beam spread options in Very Wide Flood (VWFL) and Narrow Flood (NFL) models.



Insulated Ceiling (IC)

Insulated Ceiling type (IC) rated luminaires are tested to UL 1598 standards for installation with blown-in or batting-type dry insulation materials. This allows the insulation layer to remain unbroken and prevent heating and air conditioning losses. These housings are also equipped with thermal protectors to guard against overlamping by cycling the lamp off and on until the problem is corrected.

The blown-in or batting-type dry insulation allows convective heat transfer away from the recessed light fixture, and allows direct access to the luminaire for inspection and servicing. Type IC luminaires are not for use in direct contact with spray-in foam insulation. Spray-in foams should be kept 3" from all sides of recessed luminaires. Alternate installation when spray-in foam is used, might include but not be limited to, wrapping the luminaire in fiberglass batting to maintain energy efficiency while preserving access to the luminaire. Refer to National Electrical Manufacturing Association document: NEMA LSD57-2013, "Polyurethane Foam Application: Lighting Equipment."

Air-Tite™ (AT)

- Air-Tite fixtures are designed to reduce airflow between heated or air conditioned spaces and unconditioned areas
- Standard recessed housings may allow up to 5.0 cubic ft. per minute of air leakage to escape into unconditioned spaces
- Air-Tite fixtures reduce this leakage by sealing air pathways
- Air-Tite fixtures may be IC for use in insulated ceilings or they may be Non-IC for non-insulated ceilings
- When an IC housing is Air-Tite that combination meets California Title 24 residential compliance
- Other state energy building codes now have restricted airflow requirements for recessed lighting fixtures
- Air-Tite fixtures are test certified to the American Society for testing and materials procedure ASTM E283 as having an air leakage rate not more than 2.0 cfm (0.944 L/s) when tested at a 1.57 psf (75 Pa) pressure differential
- Additional benefits include: Savings in HVAC bills, preventing moisture damage to attic areas, reduced sound transmission between floors, and eliminating drafts for greater comfort

"T" Housing – Non-Insulated Ceiling (Non-IC)

Type (T) thermally protected housings (Non-IC) are designed for use in non-insulated ceilings. When installed in a ceiling with insulation, the insulation must be kept 3" from all sides of the unit and there must be a least 1/2" clearance from the top of the fixture to any ceiling material. The integral thermal protector or insulation detector on Halo recessed fixtures provides positive protection against misuse of ceiling insulation and overlamping by cycling the lamp on and off until the problem is corrected. Halo fixtures with ballasts or drivers are thermally protected in the unit. To meet specific municipal standards, many fixtures in this category carry an "IP" rating.

Specifications, compliances and dimensions subject to change without notice

Halo Recessed Lighting

Types of Housings

Small Aperture - 3" and 4"

Small aperture 3" and 4" housings are well suited for task and accent lighting especially over counters and in display areas. And 4" housings are increasingly used for general lighting with a trim providing for wide beam distribution, in conjunction with an appropriate lighting layout. Small aperture housings are available in Insulated Ceiling (IC), Non-Insulated Ceiling (T) / (Non-IC), and Air-Tite (AT) models.

Remodel

Remodel housings simplify installation when fixtures need to be added to existing ceilings. They can be installed from below in existing ceilings by cutting a precise hole, bringing power to the fixture and installing the housing. The spring clips or speed clamps lock the fixture in place. The integral thermal protector provides positive protection against overlamping. Housings are available in Insulated Ceiling (IC), Non-Insulated Ceiling (Non-IC), Air-Tite (AT) and shallow models.

Shallow Housing

Shallow housings are designed to solve installation problems where lower joist construction is used in the ceiling. These housings accept a wide variety of trims for different lighting effects. Shallow housings are available in Insulated Ceiling (IC), Non-Insulated Ceiling (T) / (Non-IC), and Air-Tite (AT) models.

Slope Ceiling

Slope or "cathedral" type ceilings require special housings to keep the lamp aimed straight down rather than following the slope of the ceiling. A lamp aiming mechanism in these fixtures allows the lamp to be aimed vertically in sloped ceilings. Ceiling pitch is measured from 2/12 to 12/12 (the first number refers to the amount of "drop" per 12 inches of horizontal measurement).

A built-in slope indicator provides quick and consistent lamp settings (factory set for 3/12 slope). Halo offers slope ceiling fixtures for incandescent lamps and for LED the HL6 AllSlope series. Slope ceiling housings are available in Insulated Ceiling (IC), Non-Insulated Ceiling (T) / (Non-IC), and Air-Tite (AT) models.

Halo Recessed Lighting

H3 (3"), H99/H1499 & H4 (4") Housing Installation Features



New Construction

4" Remodel

3" Remodel



Halo Recessed Lighting

H3 (3"), H99/H1499 & H4 (4") Housing Installation Features

1 Patented Got Nail!™ Hanger Bracket

- Pre-installed nail easily installs in regular lumber, engineered lumber and laminated beams
- Safety and guidance system prevents nail snagging, ensures smooth straight nail enetration and allows bar hangers to be easily removed if necessary
- Automatic levelling flange aligns the housing and lets you hold the housing in place with one hand while driving nails
- Five additional mounting points
- Mounting point on top for hanger wire connection
- Integral T-bar clips snaps onto T-bars - no additional clips required

2 Patented Pass-N-Thru™ Bars

- Pass-N-Thru™ allows the bars to pass through each other for tool-less shortening in tight spots less than 12" without removing from the plaster frame. Push bars together and flex at score lines until excess can be removed
- Housing positions at any point within 24" joist span
- Bar hangers may be repositioned 90° on the frame on select housings
- (1) Locking screw and multiple crimp points on plaster frame secure bars in place

3 Patented Slide-N-Side™ Junction Box

- (3) Slide-N-Side™ wire traps allow non-metallic (NM) sheathed cable to be installed without tools or without removing knockouts
  - Allows wiring connections to be made outside the junction box
  - Simply insert the cable directly into the trap after connections are made
  - Accommodates the following standard non-metallic (NM) sheathed cable types for both U.S. and Canada: (US) #14/2, #14/3, #12/2, #12/3 (Canada) #14/2, #14/3, #12/2
- (7) 1/2" conduit pry-outs positioned to accommodate straight conduit runs [(4) 1/2" conduit pry-outs in Non-IC housing]
- cULus Listed 24 in^3 box volume, listed for through-branch (8) No. 12 AWG branch circuit 90° C conductors through the box

4 Quick Connect™ Push Wire Nuts

- (3) 4-Port push-in wire nuts included
- Speeds installation and increases reliability
- Simply strip and insert supply wires
- No additional wire nuts required

5 Air-Tite™ Code Compliant

- H3 & H4 Housings feature a pre-installed gasket in an Air-Tite housing that limits airflow between unconditioned areas and conditioned spaces
- Standard recessed housings may allow up to 5.0 cubic ft. per minute of air leakage into unconditioned spaces
- Air-Tite fixtures are test certified to the American Society for Testing and Materials procedure ASTM E283 as having an air leakage rate not more than 2.0 cfm (0.944 L/s) when tested at a 1.57 psf (75 Pa) pressure differential
- Meets building energy codes that require a gasket between the housing and ceiling
- Additional benefits include: Savings in HVAC bills, preventing moisture damage to attic areas, reduced sound transmission between floors, and eliminating drafts for greater comfort

6A Remodel Junction Boxes*

H99/H1499 Series

- (7) 1/2" conduit (flex) pry-outs
- (4) Non-metallic (NM) cable pryouts
- Allow metallic and non-metallic sheathed cable to be installed
- cULus Listed 12 in^3 box volume, listed for (4) No. 12 AWG through branch circuit 90° C conductors

6B

H3 Series

- (3) 1/2" conduit (flex) pry-outs
- cULus Listed 9.6 in^3 box volume, listed for (4) No. 12 AWG through branch circuit 90° C conductors
- (3) Slide-N-Side™ wire traps allow non-metallic (NM) sheathed cable to be installed without tools or without removing knockouts.

H4 Series

LED remodels - See bullet **3**

7 Remodel Springs

- (4) Remodel spring clips secure housing to finished ceiling
- Allow installation in standard 1/2" and 5/8" ceiling material

8A Remodel Single-Arm Design

H99/H1499 Series

- Single arm design allows box to pass through the ceiling aperture

8B

H3 Series

- "Boat-shaped" remodel plate passes through the ceiling aperture to sit flat on ceiling
- Inner can passes through remodel plate and is secured with tab locks

9 Remodel Flange

- Integral flange secures fixture against the ceiling

10 cULus Listed

- UL1598 Luminaires
- Designed and manufactured to Underwriters Laboratories Standard for Safety – UL1598
- Luminaires additionally comply with National Electric Code (NEC), NFPA70

Halo Recessed Lighting

Halo H5 (5") & H7 (6") Housing Installation Features

H5 & H7 Housings

- Robust, full-frame construction
- Integral thermal protector guards against over-lamping
- Plaster lip notched at 90º intervals for laser centering
- Halo assured – logo on frame

H5 & H7 Remodel Housings

- Install from below the finished ceiling aperture
- Robust construction
- Integral thermal protector guards against over-lamping
- Halo assured – logo on can top



Specifications, compliances and dimensions subject to change without notice

Halo Recessed Lighting

H5 (5") & H7 (6") Housing Installation Features

1 Patented Got Nail!™ Hanger Bracket

- Pre-installed nail easily installs in regular lumber, engineered lumber and laminated beams
- Safety and guidance system prevents nail snagging, ensures smooth straight nail penetration and allows bar hangers to be easily removed if necessary
- Automatic levelling flange aligns the housing and lets you hold the housing in place with one hand while driving nails
- Five additional mounting points
- Mounting point on top for hanger wire connection
- Integral T-bar clips snaps onto T-bars - no additional clips required

2 Patented q-Channel Bars with Pass-N-Thru™

- q-Channel bars feature an unique inverted "q" interlocking channel for rigidity and stability
- Pass-N-Thru™ allows the bars to pass through each other for tool-less shortening in tight spots less than 12" without removing from the plaster frame. Push bars together and flex at score hole break points
- Housing positions at any point within 24" joist span
- Bar hangers may be repositioned 90° on the frame on select housings

3 Patented Slide-N-Side™ Junction Box

- Full-size junction box
- (3) Slide-N-Side™ wire traps allow non-metallic (NM) sheathed cable to be installed without tools or without removing knockouts
  - Allows wiring connections to be made outside the junction box
  - Simply insert the cable directly into the trap after connections are made
  - Accommodates the following standard non-metallic (NM) sheathed cable types for both U.S. and Canada: (US) #14/2, #14/3, #12/2, #12/3 (Canada) #14/2, #14/3, #12/2
- (7) 1/2" conduit pry-outs accommodate straight conduit runs
- cULus Listed 26 in^3 box volume, listed for through-branch (8) No. 12 AWG branch circuit 90° C conductors through the box

4 Quick Connect™ Push Wire Nuts

- (3) 4-Port push-in wire nuts included
- Speeds installation and increases reliability
- Simply strip and insert supply wires
- No additional wire nuts required

5 Universal Locking Screw

- (1) Locking screws accessible from below the ceiling
- Universal screw head (hex, slot or Phillips)
- (6) Additional bar crimping points

6 Air-Tite™ Code Compliant

- H5 & H7 housings feature a pre-installed gasket in an Air-Tite housing that limits airflow between unconditioned areas and conditioned spaces
- Standard recessed housings may allow up to 5.0 cubic ft. per minute of air leakage into unconditioned spaces
- Air-Tite fixtures are test certified to the American Society for Testing and Materials procedure ASTM E283 as having an air leakage rate not more than 2.0 cfm (0.944 L/s) when tested at a 1.57 psf (75 Pa) pressure differential
- Meets codes that require a gasket between a recessed housing and ceiling. Additional benefits include: Savings in HVAC bills, preventing moisture damage to attic areas, reduced sound transmission between floors, and eliminating drafts for greater comfort.
- Gasket GA-ATH5-6PK and GA-ATH7-6PK are available for covering gaps on the finished ceiling aperture (See specialty products and accessories section)

7 Remodel Junction Box - Full Access

- Full-size remodel junction box
- (7) 1/2" conduit (flex) pry-outs
- (4) Non-Metallic (NM) cable pryouts
- Allow metallic and non-metallic sheathed cable to be installed
- cULus Listed 17 in^3 box volume, listed for (4) No. 12 AWG through branch circuit 90° C conductors

8 Remodel Springs

- (4) Remodel spring clips secure housing to finished ceiling
- Allow installation in standard 1/2" and 5/8" ceiling material

9 Remodel Single-Arm Design

- Single arm design allows box to pass through the ceiling aperture
- Flexible arm can bend or flex side-to-side around obstructions

10 Remodel Flange

- Integral flange secures fixture against the ceiling

11 cULus Listed

- UL 1598 Luminaires
- Designed and manufactured to Underwriters Laboratories Standard for Safety – UL 1598
- Luminaires additionally comply with National Electric Code (NEC), NFPA70

Halo Recessed Lighting

E5 (5") & E7 (6") Housing Installation Features

E5 & E7 Housings

- Compact and economical construction
- Integral thermal protector guards against over-lamping
- Plaster lip notched at 90º intervals for laser centering
- Halo assured – logo on junction box can top and q-Channel bars

E5 & E7 Remodel Housings

- Install from below the finished ceiling aperture
- Compact junction box designed for ease of installation
- (2) Speed clamps securely lock housing to ceiling
- Integral thermal protector guards against over-lamping
- Halo assured – logo on junction box and can top





Specifications, compliances and dimensions subject to change without notice

Halo Recessed Lighting

E5 (5") & E7 (6") Housing Installation Features

1 Patented All-Nail™ Hanger Bracket

- Pre-installed nail easily installs in regular lumber, engineered lumber and laminated beams
- Mini foot levelling flange aligns the housing to the bottom of the joist
- Integral T-bar clip snaps on to T-bars - no additional clips are required
- Additional screw points provided for securing to grid where required by code

2 Patented q-Channel Bars with Pass-N-Thru™

- q-Channel bars feature an unique inverted "q" interlocking channel for rigidity and stability
- Housing positions at any point within 24" joist span
- Pass-N-Thru™ allows the bars to pass through each other for tool-less shortening in tight spots less than 12" without removing from the plaster frame. Push bars together and flex at score hole break points
- Bar hangers need not be removed from frame for shortening

3 Patented Repositionable J-Box with Slide-N-Side™

- Hinged and captive door for easy access
- Repositionable J-box can be moved to alternate side of frame to avoid obstructions
- (4) Slide-N-Side™ wire traps allow non-metallic (NM) sheathed cable to be installed without tools or removing knockouts
  - Allows wiring connections to be made outside the junction box
  - Simply insert the cable directly into the trap after connections are made
  - Accommodates the following standard non-metallic (NM) sheathed cable types for both U.S. and Canada: (US) #14/2, #14/3, #12/2, #12/3 (Canada) #14/2, #14/3, #12/2
- (4) 1/2" conduit pry-outs
- cULus Listed Compact 16 in^3 box volume, listed for maximum (10) No. 12 AWG or (14) No. 14 AWG 90° C splice conductors in box

4A Quick Connect™ Push Wire Nuts

- (3) 4-Port push-in wire nuts included
- Speeds installation and increases reliability
- Simply strip and insert supply wires
- No additional wire nuts required

4B Patent Pending Quick Connect™ Remodel Wiring Tray

- (3) 4-Port push-in wire nuts included
- Captive tray holds color-coded push-nuts in place allowing for one-handed connections to line, neutral & ground
- Speeds installation and increases reliability
- Simply strip and insert supply wires
- No additional wire nuts required

5 Universal Locking Screw

- (2) Locking screws accessible from below the ceiling
- Universal screw head (hex, slot or Phillips)

6 Patent Pending Air-Tite™ Construction

- E5 & E7 feature a gasket seal between the housing aperture, frame, & ceiling in a special design that limits airflow between unconditioned areas and conditioned spaces for a true Air-Tite installation without additional gaskets or caulk
- Standard recessed housings may allow up to 5.0 cubic ft. per minute of air leakage into unconditioned spaces
- Air-Tite fixtures are test certified to the American Society for Testing and Materials procedure ASTM E283 as having an air leakage rate not more than 2.0 cfm (0.944 L/s) when tested at a 1.57 psf (75 Pa) pressure differential
- Meets codes that require a gasket between a recessed housing and ceiling
- Additional benefits include: Savings in HVAC bills, preventing moisture damage to attic areas, reduced sound transmission between floors, and eliminating drafts for greater comfort

7 Patent Pending Remodel J-Box with Slide-N-Side™

- Compact design for ease in remodel installation
- Hinged and captive door for easy access
- (2) Slide-N-Side™ wire traps allow non-metallic (NM) sheathed cable to be installed without tools or removing knockouts
  - Allows wiring connections to be made outside the junction box
  - Simply slide the cable into the trap after connections are made
  - Accommodates the following standard non-metallic (NM) sheathed cable types for both U.S. and Canada: (US) #14/2, #14/3, #12/2, #12/3 (Canada) #14/2, #14/3, #12/2
- (3) 1/2" conduit pry-outs
- cULus Listed Compact 10 in^3 box volume, listed for maximum (6) No. 12 AWG or (8) No. 14 AWG 90° C splice conductors in box

8 Patented Remodel Speed Clamps

- (2) Exclusive integral speed clamps securely lock housing to ceiling
- Locking tabs securely lock to ceiling and can be easily repositioned
- Tabs engage and tighten with internal drive screws – a low torque power screwdriver speeds installation
- Two-tier tabs adjust for 3/8" to 2" for various ceiling materials

9 Remodel Attached - Box Design

- Attached box gets into tight spaces
- Allows ease of installation passing through the ceiling aperture

10 Remodel Flange

- Die formed flange maintains precise concentricity
- Integral flange secures fixture against the ceiling

11 cULus Listed

- UL1598 Luminaires
- Designed and manufactured to Underwriters Laboratories Standard for Safety – UL 1598
- Luminaires additionally comply with National Electric Code (NEC), NFPA70

Halo Recessed Lighting

Types of Trims

Halo's 3", 4", 5", 6" apertures offer full vocabulary of trim styles, finishes and design features. Smaller 3" and 4" trims are used for task and accent lighting, and many 4" trims with a wide beam are used for general downlighting. Larger 5" and 6" trims are used for general downlighting as many offer a wide beam for even illumination. Halo trims may be used with a wide variety of light sources including Incandescent, Halogen, CFL, and LED.

Full Reflectors

Reflector trims create wide light patterns and maximize the efficiency of the light source. Haze reflectors reduce glare yet maximize light distribution, satin nickel and gold finished reflectors add warmth and tuscan bronze and black reflectors minimize glare.

Reflector Cones

Reflector cones are generally shorter and are designed for use with reflector style lamps (R, BR, MR, GU10, and PAR). They direct the full output of these lamps to the illumination task.



Baffles

Baffle trims trap and shape light to minimize aperture glare and reduce ceiling brightness; varied depending on baffle finish. Baffles narrow the focus of the downlighting beam and many are used with reflector lamps (R, BR, MR, GU10, and PAR lamps).

Eyeballs/Gimbals/Adjustables

These trims provide precise, variable directional lighting. They are especially useful for directing light to accent wall hangings, mantels and task areas. Directional reflector style lamps are typically used (R, BR, MR, GU10 and PAR).

Wall Washers

Wall Wash trims provide same vertical surface illumination. Special reflectors allow both wall washing and downlighting. Depending on the light source and fixture positioning along a wall, these trims will provide same illumination higher up on the wall.

Lens and Diffusers

Lenses and diffusers are designed to typically soften and direct the light, and depending upon the lens the light may be directed more to horizontal surfaces or to higher angles on vertical surfaces. Designated trims can be used as shower lights and have cULus wet location listing.

Open Trims

Open trims create an attractive finished look of the lamp face without compromising the natural efficiency of reflector style lamps (R, BR and PAR).

Specifications, compliances and dimensions subject to change without notice

Halo Recessed Lighting

Sizes & Finishes of Trims

Halo gives you the tools to create the exact interior environment you envision. Choose from Halo trims that range in size of 3", 4", 5" and 6". Selections round out the choices available for residential and light commercial applications.

Reflector Finishes

Reflectors are offered in several finishes for high efficiency, to soften illumination, or to make a defined decorating statement.

Baffles

Available in either black for the most effective shielding or white for an inconspicuous daytime appearance.

Trim Ring Finishes

Trim rings are offered in a wide choice of painted or metallic finishes to either blend in with an existing decor or to make a well defined decorating statement.

Trim Styles

Typically trims have round apertures and Halo offers a wide selection of round trims; Halo offers a number of square trims that reinforce rectilinear decor lines and make a distinctive designer statement.

Halo Recessed Lighting

Trim – Features & Designs

A full line of trim styles, finishes and design features are expanding in the Halo trim collection. With these trim and feature expansions, Halo is bringing ways to help ease installation process. While keeping products classy and the ability to personalize your lighting fixtures to best suit the space. These trims are specifically modeled to work with the E26 screw base housings and are compatible with EISA halogen, incandescent, CFL & LED equivalent lamps.

1 Patent Pending Perftex™ 5" & 6" Baffle

- **NEW** Halo exclusive perforated design pattern
- A fine perforated pattern design of overlapping density, self-flanged
- 5110 & 6110 series trims

2 Coilex® 3", 4", 5" & 6" Baffle

- Fine thread pattern with crisp edges
- Precise triple lead-in thread design
- Timeless Halo signature for over 50 years

3 Self-flanged Trim Rings

- For simplicity and ease of installation

4 Torsion Spring Design

- Torsion springs are easy to install and hold flange tight to ceiling

5 Coil Spring Design

- Coil springs are easy to install with flexible coils that allow adjustment in holding flange tight to ceiling

6 5" & 6" Chamfered Inner Transition

- **New** 5" (5100/5200) and 6" (6100/6200) series
- The new chamfered trims are designed to reduce the visual impact on the ceiling
- Tapered profile to limit shadows

Air-Tite™ Code Compliant Trims

- Air-Tite trims are test certified to the American Society for Testing and Materials procedure ASTM E283 as having an air leakage rate not more than 2.0 cfm (0.944 L/s) when tested at a 1.57 psi (75 Pa)
- Form fitting socket collar for tight seal with self-flange trim ring sealing aperture
- Benefits include: Savings in HVAC bills, preventing moisture damage to attic areas, reduced sound transmission between floors, and eliminating drafts for greater comfort
- **New** 6" Air-Tite trims include: 6120, 6121, 6125, 6126, 6145, 6146
- **Classic** 6" Air-Tite trims include: 30, 78PAT, 170PS, 171PS, 172PS, 173PS, 430

Specifications, compliances and dimensions subject to change without notice

3" & 4" Trim Features

- Small aperture trims have less ceiling presence, and celebrate simple and clean lines around circumference
- Smaller aperture trims may be used to visually differentiate the room interior design
- Trims are also a functional element in lighting design as used for accent, task and general downlighting
- Designed for similar appearance regardless of lamp source whether line voltage PAR20 or low voltage MR16

3" Trim Designs

4" Trim Designs

5" Trim Features

- Halo 5" trims are now available for use in socket bracket or no socket bracket housing models
- **New** 5100/5200 series half cone reflector and baffle trims are designed for 5" H5 and E5 housings that include a socket plate with adjustment bracket
- **New** innovative designs in adjustable and lens trims; and new open wet location Showerlight trims for use with outdoor rated lamps
- Note: 5" 5000 series trims are all full-height socket supporting for use in H5 and E5 "NB" no socket bracket housings only

6" Trim Features

- Halo 6" trims are designed to offer the greatest flexibility in lamp types and trim styles
- The 6" trim balances proportion of larger scale with narrower trim ring visibility with various tapered styles
- **New** 6100/6200 series trims focus on simplicity of self-flanged rings, these forgiving size trims expand coverage of ceiling gaps and construction tolerances
- **New** designs in lens trims and new open wet location showerlight trims for use with outdoor rated lamps are offered
- 6" trims are offered in full-height socket supporting designs and in half cone designs for customer choice of housings with "NB" no socket bracket or a socket plate with adjustment bracket

NEW 5" (5100/5200) & 6" (6100/6200) – E26 Screw Base Styles & Finishes

Full Cone Baffle

WB White Baffle White Trim

BB Black Baffle White Trim

BKBB Black Baffle Black Trim

Full Cone Reflector

WH White Reflector White Trim

SN Satin Nickel Reflector Satin Nickel Trim

TBZ Tuscan Bronze Reflector Tuscan Bronze Trim

Half Cone Baffle

WB White Baffle White Trim

BB Black Baffle White Trim

BKBB Black Baffle Black Trim

Squircle – Frost Glass Lens

AH Aluminum Haze

PN Polished Nickel

SN Satin Nickel

TBZ Tuscan Bronze

Open Showerlight

WH White

SN Satin Nickel

TBZ Tuscan Bronze

Lens/Showerlight – Frost Glass Lens

WH White

SN Satin Nickel

TBZ Tuscan Bronze

Adjustable

WH White

BK Black

SN Satin Nickel

TBZ Tuscan Bronze

Regressed Adjustable

WB White Baffle

BB Black Baffle

SC Specular Clear Reflector

H Haze Reflector

Halo Recessed Lighting

Listings, Compliance & Industry Associations

Rising energy demand and corresponding costs are a fact of life and lighting fixtures play a two fold role in the energy equation – besides the light sources and fixtures themselves, their effect on heating and air conditioning costs must also be considered.

IC Fixtures

If lighting fixtures are being installed in an insulated attic area, choose IC (Insulated Ceiling) and for additional benefits choose ICAT (Insulated Ceiling Air-Tite) fixtures. These fixtures allow you to maintain an unbroken layer of insulation. IC rated luminaires are tested to UL1598 standards where insulation materials such as blown-in or batting type dry insulation may be placed in direct contact with the luminaire.

Blown-in or batting type insulation allows convective heat transfer away from the recessed light fixture, and allows direct access to the luminaire for inspection and servicing, as required by National Electric Code. In accordance with NEMA LSD57-2013 industry guidelines, the use of spray-in foam insulation in direct contact with recessed luminaires is not recommended. As such, NEMA recommends that spray-in foams be kept 3" from recessed luminaires. Alternate installation might include, but not be limited to, wrapping the luminaire in fiberglass batting to maintain energy efficiency while preserving access to the luminaire.

Air-Tite™ Fixtures

Air-Tite fixtures are qualified under test standard ASTM E-283, to restrict air flow between unconditioned areas and heated or air conditioned spaces. Standard recessed housings allow up to 5.0 cubic ft. per minute of air leakage to escape into unconditioned spaces. Air-Tite fixtures reduce this leakage by sealing air pathways. Air-Tite fixtures may be IC for use in insulated ceilings (such as H7ICAT) or they may be Non-IC for non-insulated ceilings (such as H36TAT). Air-Tite fixtures qualified to ASTM E-283 have 2.0 cfm (0.944 L/S) or less air flow rate at 1.57 PSF (75 Pa) pressure differential.

Additional benefits include: Savings in HVAC bills, preventing moisture damage to ceilings, reduced sound transmission between floors, and eliminating drafts for greater comfort.

Air-Tite™ Trims

An Air-Tite designated trim makes a housing Air-Tite. Simply add the Air-Tite trim to a Halo housing to meet code, and enjoy the additional benefits of an Air-Tite fixture.

Wet Location Listed Showerlights

Halo offers wet location listed trims which are designed for use over tubs, in showers, and protected outdoor ceiling areas such as porches and soffits. Where noted, models have trim rings and lenses manufactured of non-conductive and non-corrosive polymer and glass materials that are "dead-front". Trims suitable for use in showers carry a wet location cULus listing and are identified with one of the following icons.

Eaton's lighting business is a participating member and significant contributor in industry associations to assure that our lighting and control systems adhere to the highest performance and efficiency standards.

The US Environmental Protection Agency's ENERGY STAR® program is designed to identify and promote energy efficient products and buildings. Eaton's lighting business is proud to be an industry leader of certified products including many of our Halo recessed downlights. **www.energystar.gov**

Eaton's lighting business supports state codes enforcing more stringent and environmentally protective standards such as California Energy Commission's Title 24 Energy Efficiency standards. **www.energy.ca.gov/title24** and **www.energy.ca.gov/appliance**

International Energy Conservation Code (IECC) establishes energy-related heating, cooling, water heating, electrical and lighting system standards for residential, multi-family, and commercial buildings. **www.iccsafe.org**

Eaton's lighting business is a proud participating member of the IESNA, Illuminating Engineering Society of North America. **www.iesna.org**

ASHRAE/IESNA 90.1 standard is generally regarded as the definitive source of guidelines for achieving energy efficiency requiring certain watts per square foot (w/ft^2) depending on the application. **www.ashrae.org**

As a U.S. Green Building Council member, Eaton's lighting business supports their mission to promote buildings that are environmentally responsible, profitable and healthy places to live and work. **www.usgbc.org**

The American Lighting Association is a lighting industry trade association. Members include lighting and ceiling fan manufacturers, retail showrooms, sales representatives and professional residential lighting designers. **www.americanlightingassoc.com/**

The LIRC works to enhance communication between professional lighting designers and lighting manufacturers to improve products, services, business practices, and lighting design education. **http://www.iald.org**

The mission of the National Association of Homebuilders is to enhance the housing and the building industry. Eaton's lighting business is a proud participating member of the NAHB. **www.nahb.org**

RoHS Directive - Restriction of Hazardous Substances. This global initiative seeks to eliminate hazardous materials in products. Key materials being eliminated from products through RoHS include: cadmium, mercury and lead among others.

Eaton's Halo luminaires are manufactured and designed in accordance with the specifications outlined in Underwriters Laboratories Standard for Safety – Luminaires 1598. These luminaires additionally comply with the applicable requirements found within the National Electrical Code (NEC), NFPA 70.

Products bearing the cULus Listed marks indicate that the luminaires have been evaluated by Underwriters Laboratories, and are found to be compliant with the product specific requirements for the United States and Canada. **www.ul.com/**

Eaton's lighting business was the first major lighting manufacturer to partner with the Clinton Climate Initiative (CCI), and work with the C40 Large Cities Climate Leadership Group (C40) to reduce greenhouse gas emissions and serve as models for other cities. **http://c40cities.org** **www.clintonfoundation.org/cf-pgm-ccihome.htm**

Specifications, compliances and dimensions subject to change without notice

Luminous Flux (Lumens)

Luminous flux (lumens) is the measure of the total light producing power of the light source. It is the amount of light leaving the source without regards to direction. A halogen 72W A19 clear lamp has 1520 nominal lamp lumens. The luminous flux is provided by the lamp manufacturers in a listing of common lamp and lumen values.

Units: Lumens (lm)

A 19
Halogen - LED - CFL



Luminous Intensity (Candela)

The luminous intensity (candelas) is the strength of the light produced in a specific direction. The luminous intensity of an optical system is compiled graphically into diagrams known as candela or candlepower distribution curves. Both polar and cartesian graphs are used within the lighting industry for this purpose. This information is also available in numeric tabular form.

Units: Candela (cd)

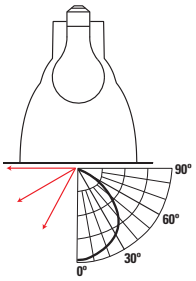

Illuminance (Footcandles)

Illuminance is the measure of the quantity of luminous flux that arrives on a surface. Illuminance is affected by the luminous intensity from the fixture in the direction of the lighted surface, the distance from the luminaire to the surface, and the angle of incidence of the arriving light. Although illuminance cannot be detected by the eye, it is the most often used criteria in specifying lighting designs.

Units: Footcandles (fc)

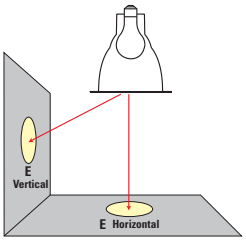

Luminance (Candelas/Meter^2)

Luminance is the measure of light leaving a surface in a given direction. It is what the eye perceives. Typically, luminance reveals more about the quality and comfort of a lighting system than just illuminance alone.

Units: Candelas per Square Meter (cd/m2)

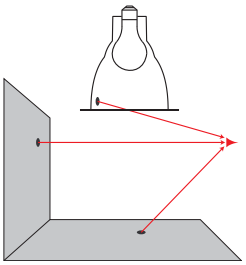

Correlated Color Temperature (CCT)

The color temperature (chromaticity) of a light source describes the actual color appearance of the light produced with regard to its warmth or coolness. Measured on the temperature scale of Kelvin, it is defined with the use of a reference light source termed a blackbody radiator. This reference is completely black when cold, and as it is heated begins to glow, taking on a reddish orange appearance. Heated further, its color appearance shifts towards yellow, then white and eventually bluish white at the high end of the scale. An orange red color light has a lower color temperature than a blue white light. Psychologically, the lower Kelvin temperatures are perceived as "warm", the higher as "cool", the opposite of what might be expected. With solid state LED and discharge sources such as compact fluorescent and HID light is produced by methods other than heating a filament and the color is measured by its correlated color temperature (CCT). It is the measure of the color of the light, not the actual operating temperature of the lamp.



Color Temperature & Effects of Lighting

Color Temp Kelvin Range	WARM 2700K	WHITE 3000K	NEUTRAL 3500K	COOL 4100K	DAYLIGHT 5000K
Effects	Warm Cozy Open	Friendly Intimate Personal	Friendly Safe Neutral	Neat Clean Efficient	Bright Alert Crisp
Typical Applications	Homes Restaurants Hotels Boutiques	Homes Libraries Office Areas Retail Stores Office Areas	Public Areas Showrooms Bookstores Hospitals	Office Areas Conference Rooms Classrooms Printing Companies	Museum Displays Jewelry Displays Medical Exam Areas

Color Rendering Index (CRI)

The color rendering index (CRI) of a light source describes the influence of light on the color appearance of objects being illuminated. CRI describes the apparent color shift undergone by a standard set of test colors illuminated by a source as compared to their appearance under the blackbody reference source. The apparent shift in colors is measured and averaged on the CRI chromaticity diagram, and the higher the number, the closer the apparent match. Since CRI is an average it is not possible to predict the effect on one particular color, and consequently, different lamps with the same CRI may not render colors alike. CRI is only a valid comparison when comparing lamps of the same color temperature since the appearance of the test colors vary as the reference blackbody radiator varies.

Units: CRI (on a scale up to 100)

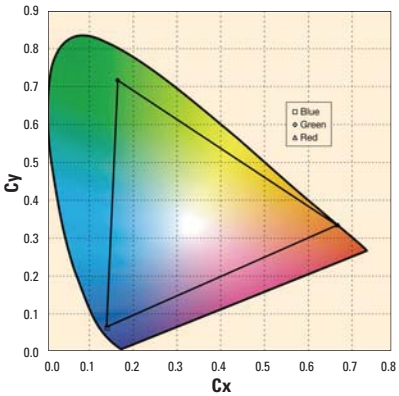

Illuminating Engineering Society (IES) Evaluating Light Source Color Rendition

Illuminating Engineering Society (IES) TM-30-15 method for evaluating light source color rendition. IES TM-30-15 is a technical memorandum published by the IES that details a new method for evaluation and identification of color rendition properties of a light source. The IES notes that no single measure can accurately identify all aspects of the color rendition of light. Therefore the TM-30-15 Technical Memorandum describes a method for evaluating color rendition of a light source based upon quantifying the fidelity (closeness to a reference color illuminate) through a Fidelity Index (Rf) and gamut (increase or decrease in chroma or saturation relative to a reference color illuminate) through a Gamut Index (Rg) of a light source. The method also generates a color vector graphic that indicates average hue and chroma shifts, which visually plots values of Rf and Rg, and aids with interpreting the method's results. TM-30-15 method provides equations and direction for calculating Rf and Rg, including the spectral reflectance functions for 99 Color Evaluation Samples (CES). A software tool is included with TM-30-15 as provided to aid in calculation and display of the results.

IES Method for Color Rendition

Color Fidelity

The accurate rendition of color so that they appear as they would under familiar (reference) illuminates

Fidelity Index (R_f)
scale up to 100
(0-100)

Color Gamut

The average level of saturation relative to familiar (reference) illuminates

Gamut Index (R_g)
60-140 when Rf > 60

Graphics

Visual description of hue and saturation changes.

Color Vector Graphic

Luminaire Efficiency

Luminaire efficiency is the ratio of lumens emitted by a luminaire in relation to lumens produced initially by the lamp contained within. It includes both the optical and thermal characteristics of the luminaire and is measured under controlled ambient conditions of 77°F (25°C). Luminaire efficiency does not indicate any information on the direction of the light leaving the fixture or its visual appearance.

Units: Percentage %

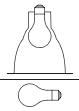

$$\textbf{Efficiency \%} = \frac{\text{Luminaire Lumens}}{\text{Lamp Lumens}}$$

Efficiency is a comparison of like terms; in the case of a lighting fixture, lumens from the luminaire vs. from the lamp. This measure of efficiency is concerned with the amount of light a luminaire can provide given the specific light source it employs.

Efficacy

Efficacy is the ratio of the luminous flux (lumens) produced by a source in relation to the energy (watts) it consumes. While efficiency is a comparison of like terms, efficacy is a comparison of unlike terms — the lumen and the watt. It is analogous to the miles per gallon rating of automobiles. It compares how a light source converts power into light. For example:

13.5W LED Luminaire (LED, Driver, Optic/Trim)
1100 lm/13.5W = 81 LPW (Total Luminaire Efficacy)

26W CFL lamp
1800 lm/28W = 64.2 LPW (Bare Lamp Efficacy)

26W CFL Luminaire (Lamp, Ballast, Trim) with 70% Luminaire (Trim) Efficiency
1260 lm/28W = 45 LPW
Units: Lumens per watt (LPW or lm/W)

$$\textbf{LED LPW} = \frac{\text{Delivered Luminaire Lumens}}{\text{Luminaire Watts}}$$

$$\textbf{CFL, Halogen LPW} = \frac{\text{Lamp Lumens X Luminaire Efficiency}}{\text{Luminaire Watts}}$$

Cutoff & Shielding Angle

The lamp cutoff angle of a luminaire is the angle between the vertical axis (nadir) and the first line of sight when the bare source is no longer visible. Lamp image cutoff is measured the same way as lamp cutoff, but it occurs when the image of the lamp is no longer visible in the reflector. The shielding angle is the compliment of the cutoff angle.

When both the lamp cutoff and lamp image cutoff are equal, the optical system has no spill light and uses all of the light in the useful beam. Equal cutoff to lamp and lamp image also provide higher visual comfort for the space.

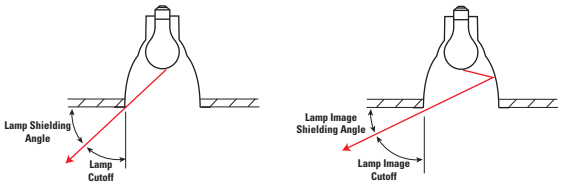

Candela Diagrams
(Candle Power Distribution)

Candela diagrams provide an illustration of the intensity and distribution of light. This allows quick estimates on how useful a particular fixture would be in an application. Polar graphs provide a visual indication on how narrow or wide a beam a fixture produces. Two sets of angles are referenced, vertical and horizontal angles. Vertical angles range from 0° at nadir to 90° along the ceiling line. The number of horizontal angles referenced depends on the rotational shape and symmetry of the light distribution. Sections, or planes of data, are cut at various intervals to describe the intensity changes at the same elevation angles. The 0°-180° plane slices the luminaire along the axis of the lamp, the 90°-270° plane cuts across the lamp axis. Additional planes are supplied every 22.5° where the light distribution becomes more asymmetric. In general, numerical data instead of small polar diagrams should be used for calculations, since the diagrams become difficult to read at the higher elevation angles and at angles surrounding the fixture.

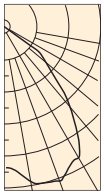

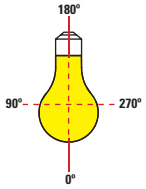

Reflectance

Reflectance is the ratio of luminous flux (lumens) reflected from a surface in relation to luminous flux (lumens) incident onto the surface. Types of surface reflectance range from the specular to the diffuse (lambertian), with many objects exhibiting combinations. Typically, reflectance becomes more specular with larger incident angles. Reflectances of room surfaces are important consideration when calculating illuminances using the "Lumen Method."

$$\textbf{Reflectance \%} = \frac{\text{Reflected Lumens}}{\text{Incident Lumens}}$$

Units: Percentage % **Symbol:** p

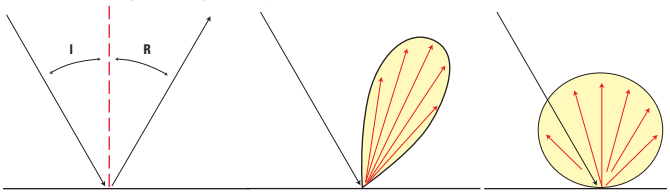

Specular Reflection | **Spread Reflection** | **Diffuse Reflection**



Field Angle: 50% maximum candlepower.
Beam Angle: 10% Lamp beam spread to maximum candlepower.

Center Beam Candle Power (CBCP):
Maximum candlepower of lamp at nadir.

Specifications, compliances and dimensions subject to change without notice

Point-to-Point Calculations

The calculation of foot-candles at a point, no matter if it is on a horizontal, vertical or tilted surface, can be accomplished with the inverse square law. The law states that the illuminance is proportional to the candlepower of the source in the given direction and inversely proportional to the square of the distance from the source. In addition, as a surface is tilted away from the source, illuminance will decrease in a ratio equal to the cosine of the angle of incidence.

The inverse square law formula can be expressed in various ways; the two most useful follow. Version 1 is ideal for the complexities of three-dimensional space as no trigonometry (cosine) is needed, just the simple X, Y and Z coordinates of the layout. It is also very useful in calculating foot-candles from the CBCP of accent lights. Version 2 is useful for calculations that can be laid out in two dimensions and when it is easy to find the cosine of the aiming angle. Insert your data into either easy-to-use formula to calculate the initial foot-candle level at a point.

Version 1

$$FC = \frac{I \times N}{D^3}$$

Where: **I** = CD towards Point
D = Distance to Point (square root of $X^2 + Y^2 + Z^2$)
N = Distance Normal to the Surface

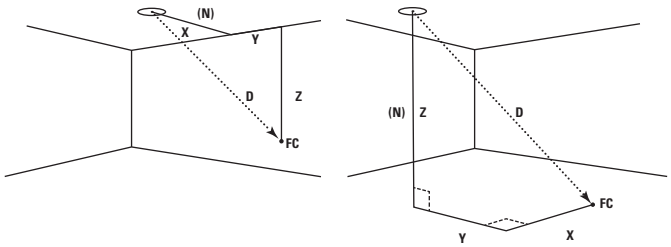

Version 2

$$FC = \frac{I \times \cos\theta}{D^2}$$

Where: **I** = CD towards Point
D = Distance to Point (square root of $X^2 + Y^2$)
θ = Angle between incident light ray and normal to the surface

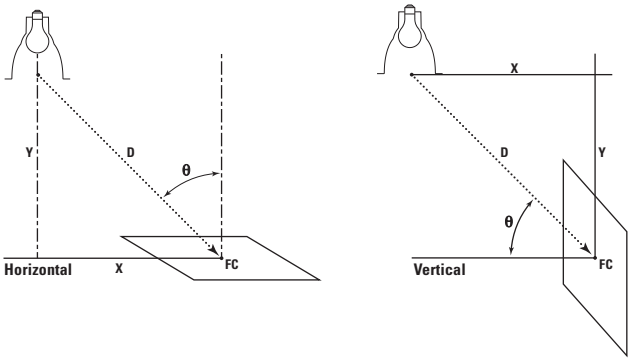

θ	COS θ	TAN θ
0°	1.0	.000
5°	.996	.087
10°	.985	.176
15°	.966	.268
20°	.940	.364
25°	.906	.466
30°	.866	.577
35°	.819	.700
40°	.766	.889
45°	.707	1.0

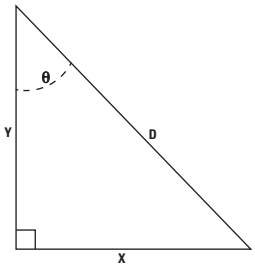

To find distance D: $D = X^2 + Y^2$ or $D = \frac{Y}{\cos\theta}$

To find aiming angle θ: $\tan\theta = \frac{X}{Y}$ or $\cos\theta = \frac{Y}{D}$

Ambient Lighting

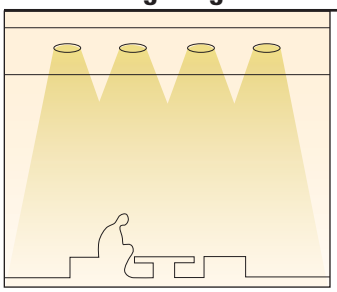

Lighting throughout an area which produces general illumination. The appropriate Halo recessed fixtures are available to provide patterns of light distribution for this purpose. These units direct light in specific patterns to illuminate areas without drawing attention to the fixtures themselves.

Task Lighting

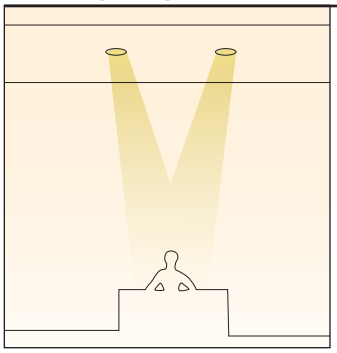

Lighting directed to a specific area to perform a specific task. Use Halo fixtures with narrower beam patterns and high illumination levels. Task-Ambient Lighting–The combination of task and ambient lighting should provide a level of ambient lighting that is lower than the task yet is designed so the ambient complements the task lighting. Here luminance ratio should be considered. Luminance ratio is the measure of task or accent to surrounding ambient lighting. For example, retail stores may use 5-to-1 task-to-ambient lighting on cash registers for transactions and 10-to-1 accent-to-ambient lighting on displays to draw maximum attention to the products.

Wall Washing

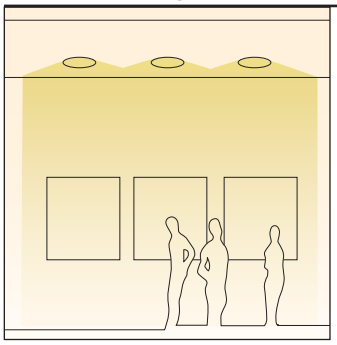

Lighting of vertical surfaces defines form, space and texture. It can visually increase the apparent size of a room while improving visual comfort. Halo has skillfully engineered fixtures designed to direct a spread of illumination on these surfaces. Halo fixtures may be selected based on the size of the space, the level of illumination and intensity desired, energy efficiency and controllability.

Accent Lighting

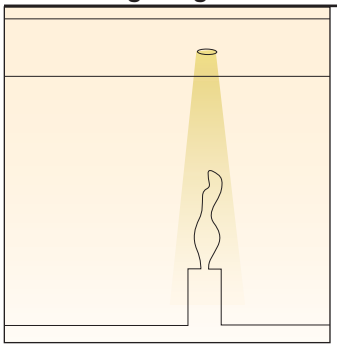

Directional lighting used to focus attention on a particular object or surface. Its intensity levels vary according to ambient illumination levels. Higher ambient levels require higher accent illumination to provide the necessary contrast (luminance ratio). This requires adjustable fixtures which can deliver higher illumination levels and precise beam distributions. Halo adjustable trims are often used in accent lighting and offer the range of intensities and beam spreads necessary for controlled quality lighting.

Light Emitting Diodes (LED)

Solid State Lighting (LED) once only known to the electronics industry are now a common component used for general lighting. And the reason is LED's superior energy efficiency and extremely long operational life compared to traditional incandescent technology. LED's have been used in automotive and signal products for some time because of LEDs natural generation of red, blue, and green color. With recent breakthroughs in LED chip set technology a LED is now capable of generating "white light". Combined with technological advances in LED driver power electronics, LED may be applied successfully to general lighting products. LED is also referred to as Solid State Lighting (SSL) because it is composed of various semiconductor materials and when an electrical current passes through the diode, the recombination of positive and negative charges results in the emission of photons or light. As a result LED luminaires are high-efficiency alternatives to less efficient light sources.

The Benefits of LED

- Energy Savings - Significant savings over traditional sources (Halo ML56 - 600 Series consumes 86% less energy than comparable 65W BR30 incandescent lamps)
- High Efficacy - LED offers more lumens per Watt (Halo ML56 - 600 Series delivers up to 92 LpW compared to 9.5 LpW of 65W BR30 incandescent lamps)
- Long Operational Life - LED offers significant life values, with many models offering over 50,000 hours (Compare to 65W BR30 incandescent lamp with typical life of 2,500 hours)
- Reduced maintenance cycle - LED can perform for years, even in 24 hours 7 days a week operation
- Dimmable - Designated LED drivers are capable of full range dimming and may operate with many standard dimmers
- Improved quality of light - LED downlight optics offer smooth, even illumination across the visual field
- Soffit applications - LED downlighting may be used in protected canopies, porches, and soffits in colder climates than fluorescent sources (where designated for "Wet Location" listing)
- Code compliance - LED lighting may be used to meet stringent code requirements requiring higher luminaire efficacy (Lumens per Watt) and lower building power density (watts per square foot)
- Reduced environmental impact - Significant reduction in energy loads with LED lighting offers reduction of carbon emissions in electrical generation

Color Selection choices for Halo LED:

- Color Rendering Index (CRI): 80 and 90 (90 CRI is R9 > 50) options are offered, based upon model series
- Correlated Color Temperature (CCT): 2700K, 3000K, 3500K, 4000K are offered, based upon model series

LED Warranty:

- Eaton lighting solutions business provides a five year limited warranty on designated HALO LED luminaires. Consult www.eaton.com/lighting/legal

Applications: General, Task, Wall Wash, Accent (depending upon model selected)

Halogen Low Voltage (MR16)

Multifaceted Reflector (MR) lamps produce crisp, white light; with more typical sparkle than PAR lamps. Low voltage halogen lamps offer the best light control and are ideal for accenting. Low voltage lamps require a transformer in the fixture to step line voltage down to nominal lamp operating voltage.

Applications: Task, Accent, Wall Wash, Grazing
Sizes: MR16
Beam Spread: Many available. Measured in beam angles.
Typical Rated Life: 4,000 to 6,000 hours

Incandescent and Halogen (INC/HAL)

These are popular because they are easy to install, are relatively inexpensive and are available in a wide range of wattages and bulb styles. Halogen lamps are a type of incandescent with filaments of tungsten wire heated by the passage of electrical current to incandescence. All clear halogen lamps are considered to have a color rendering index of 100.

A-Lamps

General service "A" lamps emit a warm light.
These require reflectors to effectively control light.
Applications: General, Wall Wash
Typical Sizes: A17, A19, A21
Typical Rated Life: 1000 hours

R and BR Lamps

Reflector (R) and Bulge Reflector (BR) lamps emit a warm amber light. These have built-in reflectors to control light in flood and spot beam patterns.
Applications: General, Task, Accent, Wall Wash, Grazing
Sizes: R20, BR30, BR40
Beam Spread: Flood, Spot
Typical Rated Life: 2,500 hours

PAR Halogen Lamps

Parabolic aluminized reflector lamps produce a crisp, white light. These use built-in reflectors with internal reflective coatings and lenses to control light in many beam patterns.
Applications: General, Task, Accent, Wall Wash, Grazing
Sizes: PAR16, PAR20, PAR30S (short neck), PAR30L (long neck), PAR38
Beam Spread: Narrow Spot, Spot, Flood, Narrow Flood, Wide Flood
Typical Rated Life: 2,500 hours

Specifications, compliances and dimensions subject to change without notice

3 INCH

H3 Series

IC Housings 3-2
IC Trims 3-6
Non-IC Housings 3-10
Non-IC Trims 3-17

IC = Insulated Ceiling **Non-IC = Non-Insulated Ceiling**

H3 Series – GU10 IC Housing

H36ICAT

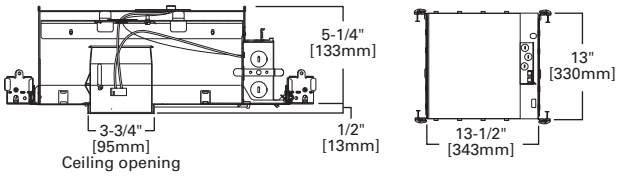

H36ICAT

3" IC, Air-Tite, Shallow New Construction, 120V

H36ICAT is a shallow IC, Air-Tite™ housing for use with H3 3" series trims. Housing is Air-Tite to restrict airflow between conditioned spaces and unconditioned areas. For use with 120V GU10 lamps. H36ICAT is IC rated and may be used in insulated ceilings and may be covered with insulation*.

Special Features

Air-Tite™ code compliant
Got Nail™ bar hangers
Slide-N-Side™ junction box
Pass-N-Thru™ bars
Quick Connect™ push wire nuts

Compatible Trims

3001	3004	3008	3011	3017
3002	3006	3009	3012	3020
3003	3007	3010	3013	

Features

Housing
Double wall aluminum construction, shallow height

Plaster Frame
Housing adjusts in plaster frame to accommodate up to 1-1/2" ceiling thickness. Galvanized steel construction. Plaster frame features include:

- Regressed locking screw for securing hanger bars
- Cutouts for easily crimping hanger bars in position
- HALO name embossed on plaster frame
- The housing may be removed from plaster frame to provide access to the junction box
- Pre-installed Air-Tite gasket

Includes:
- Air-Tite™ code compliant (Details Pg. 7)
- Got Nail!™ bar hangers (Details Pg. 7)
- Slide-N-Side™ junction box wire traps (Details Pg. 7)
- Pass-N-Thru™ bars (Details Pg. 7)
- Quick Connect™ push wire nuts (Details Pg. 7)

Socket
GU10 socket for 120V GU10 lamps

Accessory
Z28 Lamp: 120V, GU10, reflector lamp

Compliances
- cULus Listed 1598 luminaire
- cULus Listed damp location
- cULus Listed for wet location, covered ceiling, with select trims
- cULus Listed for direct contact with insulation and combustible material*
- Air-Tite code compliant. Certified under ASTM E283; not exceeding 2.0 cfm (0.944 L/s) air leakage rate tested at a 1.57 psf (75 Pa) pressure differential
- RoHS compliant

*Not to be used in direct contact with spray foam insulation (Consult NEMA LSD57-2013)

Specifications, compliances and dimensions subject to change without notice

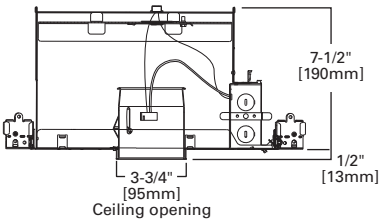

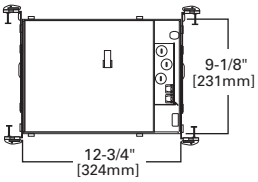

H38ICAT

3" IC, Air-Tite, New Construction, 120V

H38ICAT is an IC, Air-Tite™ housing for use with H3 3" series trims. Housing is Air-Tite to restrict airflow between conditioned spaces and unconditioned areas. For use with 120V GU10 lamps. H38ICAT is IC rated and may be used in insulated ceilings and may be covered with insulation*.

Special Features

- Air-Tite™ code compliant
- Got Nail™ bar hangers
- Slide-N-Side™ junction box
- Pass-N-Thru™ bars
- Quick Connect™ push wire nuts

Compatible Trims

3001	3005	3009	3013	3018
3002	3006	3010	3014	3019
3003	3007	3011	3016	3020
3004	3008	3012	3017	

Features

Housing
Double wall aluminum construction

Plaster Frame
Housing adjusts in plaster frame to accommodate up to 1-1/2" ceiling thickness. Galvanized steel construction. Plaster frame features include:

- Regressed locking screw for securing hanger bars
- Cutouts for easily crimping hanger bars in position
- HALO name embossed on plaster frame
- The housing may be removed from plaster frame to provide access to the junction box
- Pre-installed Air-Tite gasket

Includes:
- Air-Tite™ code compliant (Details Pg. 7)
- Got Nail!™ bar hangers (Details Pg. 7)
- Slide-N-Side™ junction box wire traps (Details Pg. 7)
- Pass-N-Thru™ bars (Details Pg. 7)
- Quick Connect™ push wire nuts (Details Pg. 7)

Socket
GU10 socket for 120V GU10 lamps

Accessory
Z28 Lamp: 120V, GU10, reflector lamp

Compliances
- cULus Listed 1598 luminaire
- cULus Listed damp location
- cULus Listed for wet location, covered ceiling, with select trims
- cULus Listed for direct contact with insulation and combustible material*
- Air-Tite code compliant. Certified under ASTM E283; not exceeding 2.0 cfm (0.944 L/s) air leakage rate tested at a 1.57 psf (75 Pa) pressure differential
- RoHS compliant

*Not to be used in direct contact with spray foam insulation (Consult NEMA LSD57-2013)

H3 Series – Low Voltage MR16 IC Housing

H36LVICAT

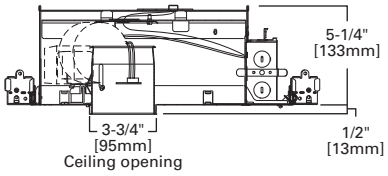

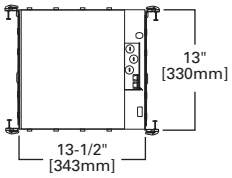

H36LVICAT

3" IC, Air-Tite, Shallow New Construction, 120V – 12V Low Voltage, MR16

H36LVICAT is a shallow IC, Air-Tite™ housing for use with H3 3" series trims. Housing is Air-Tite to restrict airflow between conditioned spaces and unconditioned areas. For use with 12V MR16 lamps. H36LVICAT is IC rated and may be used in insulated ceilings and may be covered with insulation*.

Special Features

- Air-Tite™ code compliant
- Got Nail™ bar hangers
- Slide-N-Side™ junction box
- Pass-N-Thru™ bars
- Quick Connect™ push wire nuts

Compatible Trims

3001	3004	3008	3011	3017
3002	3006	3009	3012	3020
3003	3007	3010	3013	

Features

Housing
IC and Air-Tite™ rated double wall aluminum construction shallow height

Plaster Frame
Housing adjusts in plaster frame to accommodate up to 1-1/2" ceiling thickness. Galvanized steel construction. Plaster frame features include:

- Regressed locking screw for securing hanger bars
- Cutouts for easily crimping hanger bars in position
- HALO name embossed on plaster frame
- The housing may be removed from plaster frame to provide access to the junction box
- Pre-installed Air-Tite gasket

Includes:
- Air-Tite™ code compliant (Details Pg. 7)
- Got Nail!™ bar hangers (Details Pg. 7)
- Slide-N-Side™ junction box wire traps (Details Pg. 7)
- Pass-N-Thru™ bars (Details Pg. 7)
- Quick Connect™ push wire nuts (Details Pg. 7)

Transformer
Integral magnetic transformer steps 120V line voltage down to 12V lamp operating voltage. Rated for MR16 lamps, 50W max.

Socket
GU 5.3 socket for 12V MR16 lamps

Compliances
- cULus Listed 1598 luminaire
- cULus Listed damp location
- cULus Listed for wet location, covered ceiling, with select trims
- cULus Listed for direct contact with insulation and combustible material*
- Air-Tite code compliant. Certified under ASTM E283; not exceeding 2.0 cfm (0.944 L/s) air leakage rate tested at a 1.57 psf (75 Pa) pressure differential
- RoHS compliant

*Not to be used in direct contact with spray foam insulation (Consult NEMA LSD57-2013)

Specifications, compliances and dimensions subject to change without notice

H3 Series – Low Voltage MR16 IC Housing

H38LVICAT

3 INCH

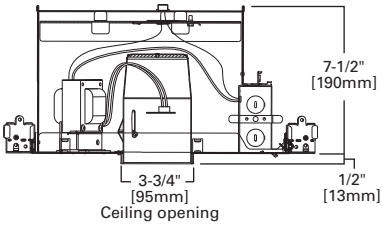

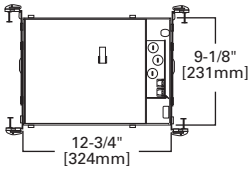

H38LVICAT

c UL us LISTED

3" IC, Air-Tite, New Construction, 120V – 12V Low Voltage, MR16

H38LVICAT is an IC, Air-Tite™ housing for use with H3 3" series trims. Housing is Air-Tite to restrict airflow between conditioned spaces and unconditioned areas. For use with 12V MR16 lamps. H38LVICAT is IC rated and may be used in insulated ceilings and may be covered with insulation*.

Special Features

- Air-Tite™ code compliant
- Got Nai™ bar hangers
- Slide-N-Side™ junction box
- Pass-N-Thru™ bars
- Quick Connect™ push wire nuts

Compatible Trims

3001	3004	3008	3011	3017
3002	3006	3009	3012	3020
3003	3007	3010	3013	

Features

Housing
IC and Air-Tite™ rated double wall aluminum construction shallow height

Plaster Frame
Housing adjusts in plaster frame to accommodate up to 1-1/2" ceiling thickness. Galvanized steel construction. Plaster frame features include:

- Regressed locking screw for securing hanger bars
- Cutouts for easily crimping hanger bars in position
- HALO name embossed on plaster frame
- The housing may be removed from plaster frame to provide access to the junction box
- Pre-installed Air-Tite gasket

Includes:
- Air-Tite™ code compliant (Details Pg. 7)
- Got Nail!™ bar hangers (Details Pg. 7)
- Slide-N-Side™ junction box wire traps (Details Pg. 7)
- Pass-N-Thru™ bars (Details Pg. 7)
- Quick Connect™ push wire nuts (Details Pg. 7)

Transformer
Integral magnetic transformer steps 120V line voltage down to 12V lamp operating voltage. Rated for MR16 lamps, 50W max.

Socket
GU 5.3 socket for 12V MR16 lamps

Compliances
- cULus Listed 1598 luminaire
- cULus Listed damp location
- cULus Listed for wet location, covered ceiling, with select trims
- cULus Listed for direct contact with insulation and combustible material*
- Air-Tite code compliant. Certified under ASTM E283; not exceeding 2.0 cfm (0.944 L/s) air leakage rate tested at a 1.57 psf (75 Pa) pressure differential
- RoHS compliant

*Not to be used in direct contact with spray foam insulation (Consult NEMA LSD57-2013)

H3 Series Trims

IC Housings: H36ICAT • H38ICAT • H36LVICAT • H38LVICAT

Reflectors

3004 Adjustable Reflector

- Die cast trim ring with reflector
- For general illumination
- 35° tilt, 360° orientation within housing

Lamp	120V GU10 50W	12V MR16 50W
Housing	H36ICAT H38ICAT	H36LVICAT H38LVICAT

3004WHW
White Reflector, White Trim

3004WHC
Clear Reflector, White Trim

3004WHH
Haze Reflector, White Trim

3004SN
Satin Nickel Reflector,
Satin Nickel Trim

3004TBZ
Tuscan Bronze Reflector,
Tuscan Bronze Trim

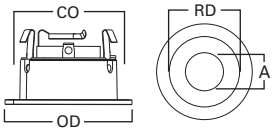

Dimensions**
A: 2" [51mm]
RD: 3" [75mm]
CO: 3-3/4" [95mm]
OD: 4-1/4" [108mm]

Baffles

3003 Adjustable Coilex® Baffle

- Die cast trim ring with machined metal Coilex baffle
- For general illumination
- 35° tilt, 360° orientation within housing

Lamp	120V GU10 50W	12V MR16 50W
Housing	H36ICAT H38ICAT	H36LVICAT H38LVICAT

3003WHWB
White Coilex Baffle, White Trim

3003WHBB
Black Coilex Baffle, White Trim

3003BKBB
Black Coilex Baffle, Black Trim

3003SNB
Satin Nickel Coilex Baffle,
Satin Nickel Trim

3003TBZB
Tuscan Bronze Coilex Baffle,
Tuscan Bronze Trim

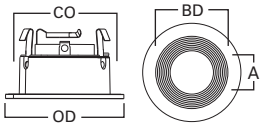

Dimensions**
A: 2" [51mm]
BD: 3" [75mm]
CO: 3-3/4" [95mm]
OD: 4-1/4" [180mm]

3011 Square Adjustable Baffle

- Die cast trim ring with metal baffle
- For general illumination
- 15° tilt, 350° integral lamp holder rotation with locking thumbscrew

Lamp	120V GU10 50W	12V MR16 50W
Housing	H36ICAT H38ICAT	H36LVICAT

Lamp	12V MR16 37W
Housing	H38LVICAT

3011WHWB
White Baffle, White Trim

3011WHBB
Black Baffle, White Trim

3011BKBB
Black Baffle, Black Trim

3011SNBB
Black Baffle, Satin Nickel Trim

3011TBZBB
Black Baffle, Tuscan Bronze Trim

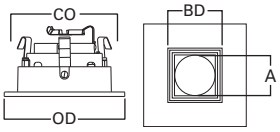

Dimensions**
A: 1-7/8" [48mm]
BD: 2-1/4" [57mm]
CO (Round): 3-3/4" [95mm]
OD: 4-1/4" [108mm]

****Key: A:** Luminous Aperture, **RD/BD:** Reflector/Baffle Diameter, **CO:** Ceiling Opening, **OD:** Trim Outside Diameter

Specifications, compliances and dimensions subject to change without notice

Adjustable – Eyeballs & Gimbals

3009 Adjustable Gimbal - 35° Tilt

- Die cast trim ring with die cast gimbal
- For directional accent lighting
- 35° tilt, 15° negative tilt, 360° gimbal orientation and trim within housing

Lamp	120V GU10 50W	12V MR16 50W
Housing	H36ICAT H38ICAT	H36LVICAT H38LVICAT

3009WHWB
White Baffle, White Gimbal

3009WHBB
Black Baffle, White Gimbal

3009BKBB
Black Baffle, Black Gimbal

3009SNBB
Black Baffle, Satin Nickel Gimbal

3009TBZBB
Black Baffle, Tuscan Bronze Gimbal

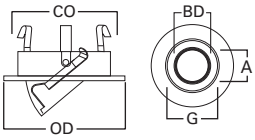

Dimensions**
A: 1-3/4" [45mm]
BD: 2" [51mm]
G: 2-3/4" [70mm]
CO: 3-3/4" [95mm]
OD: 4-1/4"[108mm]

3010 Super Adjustable - 0-75° Adjustment

- Die cast trim ring and adjustable lamp sleeve
- For directional accent lighting
- Integral nylon ball bearings and silicone guides protect finish
- 0-75° tilt, 360° orientation within housing
- Front-loading, turn-lock lamp access

Lamp	120V GU10 50W	12V MR16 50W
Housing	H36ICAT H38ICAT	H36LVICAT

Lamp	12V MR16 37W
Housing	H38LVICAT

3010WH
White Baffle, White Trim

3010SN
Satin Nickel Baffle,
Satin Nickel Trim

3010TBZ
Tuscan Bronze Baffle,
Tuscan Bronze Trim

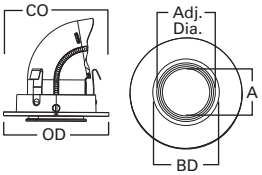

Dimensions**
A: 1-3/4" [45mm]
Adj. Dia.: 2-3/8" [60mm]
BD: 2-1/2" [64mm]
CO: 3-3/4" [95mm]
OD: 4-1/4" [108mm]

Pull Down / Adjustment

3013 Square Adjustable Gimbal

- Die cast trim ring with die cast gimbal
- For accent and task lighting
- 35° positive tilt, 15° negative tilt, 360° orientation within housing
- Front-loading, snap-in lamp access face plate

Lamp	120V GU10 50W	12V MR16 50W
Housing	H36ICAT H38ICAT	H36LVICAT

Lamp	12V MR16 37W
Housing	H38LVICAT

3013WH
White

3013SN
Satin Nickel

3013TBZ
Tuscan Bronze

3013BK
Black

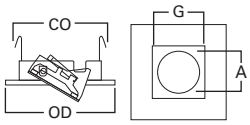

Dimensions**
A: 1-3/4" [45mm]
G: 2-1/4" [57mm]
CO (Round): 3-3/4" [95mm]
OD (Square): 4-1/4" [108mm

Key: A: Luminous Aperture, **RD/BD:** Reflector/Baffle Diameter, **CO:** Ceiling Opening, **OD:** Trim Outside Diameter, **G:** Gimbal Outside Diameter

Lenses & Wet Location Showerlights

3007 Regressed Lens Adjustable Reflector

Showerlight

- Die cast trim ring: TBZ models
- Non-conductive & non-corrosive polymer trim ring: WHC, PCC, SN models
- Regressed clear lens
- For general illumination
- Wet location listed for showers
- 15° tilt, 360° orientation within housing

Lamp	120V GU10 50W	12V MR16 50W
Housing	H36ICAT H38ICAT	H36LVICAT

Lamp	12V MR16 37W
Housing	H38LVICAT

3007WHC
Specular Clear Reflector, White Trim

3007PCC
Specular Clear Reflector, Polished Chrome Trim

3007SN
Satin Nickel Reflector, Satin Nickel Trim

3007TBZ
Tuscan Bronze Reflector, Tuscan Bronze Trim

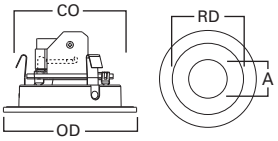

Dimensions**
A: 2" [51mm]
RD: 3" [75mm]
CO: 3-3/4" [95mm]
OD: 4-1/4" [108mm]

3008 Frosted Glass Perimeter Lens

Showerlight

- Non-conductive & non-corrosive polymer trim ring
- Glass lens with frosted perimeter
- Clear specular upper reflector
- Wet location listed for showers, "Dead-Front"
- 360° orientation within housing

Lamp	120V GU10 50W	12V MR16 50W
Housing	H36ICAT H38ICAT	H36LVICAT

Lamp	12V MR16 37W
Housing	H38LVICAT

3008FG
Frosted Glass Perimeter Lens, White Trim

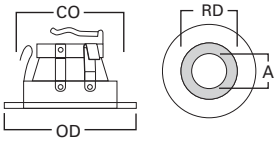

Dimensions**
A: 1-7/8" [48mm]
RD: 2-9/16" [65mm]
CO: 3-3/4" [95mm]
OD: 4-1/4" [108mm]

3012 Square Regressed Lens Adjustable Baffle

Showerlight

- Die cast trim ring with metal baffle
- For general illumination
- 15° tilt, 360° integral lamp holder rotation with locking thumbscrew
- Wet location listed for showers

Lamp	120V GU10 50W	12V MR16 50W
Housing	H36ICAT H38ICAT	H36LVICAT

Lamp	12V MR16 37W
Housing	H38LVICAT

3012WHWB
White Baffle, White Trim

3012WHBB
Black Baffle, White Trim

3012BKBB
Black Baffle, Black Trim

3012SNBB
Black Baffle, Satin Nickel Trim

3012TBZBB
Black Baffle, Tuscan Bronze Trim

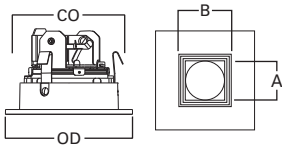

Dimensions**
A: 1-7/8" [48mm]
BD: 2-1/4" [57mm]
CO (Round): 3-3/4" [95mm]
OD: 4-1/4" [108mm]

3017 Decorative Low-Profile Glass Curve

Showerlight

- Die cast construction and decorative glass element
- Frost glass perimeter with clear glass center
- Wet location listed for showers

Lamp	120V GU10 50W	12V MR16 50W
Housing	H36ICAT H38ICAT	H36LVICAT

Lamp	12V MR16 37W
Housing	H38LVICAT

3017FGS
Frost Glass Curve

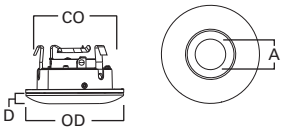

Dimensions**
A: 1-1/2" [39mm]
D: 1/2" [13mm]
CO: 3-3/4" [95mm]
OD: 4-1/4" [108mm

Key: A: Luminous Aperture, **RD/BD:** Reflector/Baffle Diameter, **CO:** Ceiling Opening, **OD:** Trim Outside Diameter, **D:** Depth Profile

Specifications, compliances and dimensions subject to change without notice

Pinhole, Slot & Wall Wash

3001 Adjustable Pinhole Baffle

- Die cast trim ring with black oculus and machined metal baffle
- For concentrated accent lighting
- 15° tilt, 360° orientation within housing

Lamp	120V GU10 50W	12V MR16 50W
Housing	H36ICAT H38ICAT	H36LVICAT

Lamp	12V MR16 37W
Housing	H38LVICAT

3001WHWB
White Baffle, White Trim

3001WHBB
Black Baffle, White Trim

3001SNBB
Black Baffle, Satin Nickel Trim

3001BKBB
Black Baffle, Black Trim

3001TBZBB
Black Baffle, Tuscan Bronze Trim

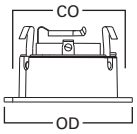

Dimensions**
A: 1-5/8" [41mm],
CO: 3-3/4" [95mm],
OD: 4-1/4" [108mm]

3002 Adjustable Pinhole Reflector

- Die cast trim ring with black oculus and clear specular reflector
- For concentrated accent lighting
- 15° tilt, 360° orientation within housing

Lamp	120V GU10 50W	12V MR16 50W
Housing	H36ICAT H38ICAT	H36LVICAT

Lamp	12V MR16 37W
Housing	H38LVICAT

3002WHC
Clear Reflector, White Trim

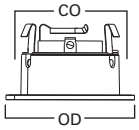

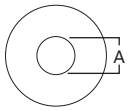

Dimensions**
A: 1-5/8" [41mm],
CO: 3-3/4" [95mm],
OD: 4-1/4" [108mm]

3006 Adjustable Slot Aperture

- Die cast trim ring with metal black baffle
- For directional illumination
- 35° tilt, 360° orientation within housing

Lamp	120V GU10 50W	12V MR16 50W
Housing	H36ICAT H38ICAT	H36LVICAT

Lamp	12V MR16 37W
Housing	H38LVICAT

3006WHBB
Black Baffle, White Trim

3006SNBB
Black Baffle, Satin Nickel Trim

3006BKBB
Black Baffle, Black Trim

3006TBZBB
Black Baffle,
Tuscan Bronze Trim

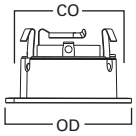

Dimensions**
A: 1-5/8" [41mm]
CO: 3-3/4" [95mm]
OD: 4-1/4" [108mm]

3020 Wall Wash Downlight

- Die cast trim ring
- Integral wall wash reflector
- 360° orientation within housing
- For a subtle grazing light effect on cabinet faces along with a direct downlight on counter tops or similar applications

Lamp	120V GU10 50W	12V MR16 50W
Housing	H36ICAT H38ICAT	H36LVICAT

Lamp	12V MR16 37W
Housing	H38LVICAT

3020WW
Wall Wash Downlight with
White Trim Ring

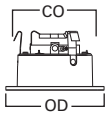

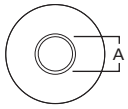

Dimensions**
A: 1-9/16" [40mm]
CO: 3-3/4" [95mm]
OD: 4-1/4" [108mm]

****Key: A:** Luminous Aperture, **CO:** Ceiling Opening, **OD:** Trim Outside Diameter

H3 Series – GU10 Non-IC Housing

H36TAT

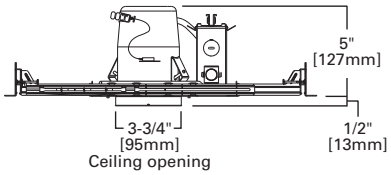

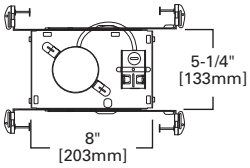

H36TAT

3" Non-IC, Air-Tite, Shallow New Construction, 120V

H36TAT is a Non-IC, Air-Tite™ housing for use with H3 3" series trims. Housing is Air-Tite to restrict airflow between conditioned spaces and unconditioned areas. For use with 120V GU10 lamps. Non-IC housing is Air-Tite™ but insulation must be kept 3 inches away from all sides of housing.

Special Features

- Air-Tite™ code compliant
- Got Nail™ bar hangers
- Slide-N-Side™ junction box
- Pass-N-Thru™ bars
- Quick Connect™ push wire nuts

Compatible Trims

3001	3004	3008	3011	3017
3002	3006	3009	3012	3020
3003	3007	3010	3013	

Features

Housing
Formed of CRS with white powder coat finish

Plaster Frame
Housing adjusts in plaster frame to accommodate up to 1-1/2" ceiling thickness. Galvanized steel construction. Plaster frame features include:

- Regressed locking screw for securing hanger bars
- Cutouts for easily crimping hanger bars in position
- HALO name embossed on plaster frame
- The housing may be removed from plaster frame to provide access to the junction box
- Pre-installed Air-Tite gasket

Includes:

- Air-Tite™ code compliant (Details Pg. 7)
- Got Nail!™ bar hangers (Details Pg. 7)
- Slide-N-Side™ junction box wire traps (Details Pg. 7)
- Pass-N-Thru™ bars (Details Pg. 7)
- Quick Connect™ push wire nuts (Details Pg. 7)

Socket
GU10 socket for 120V GU10 lamps

Accessory
Z28 Lamp: 120V, GU10, reflector lamp

Compliances

- cULus Listed 1598 luminaire
- cULus Listed damp location
- cULus Listed for wet location, covered ceiling, with select trims
- Air-Tite code compliant. Certified under ASTM E283; not exceeding 2.0 cfm (0.944 L/s) air leakage rate tested at a 1.57 psf (75 Pa) pressure differential
- RoHS compliant

Specifications, compliances and dimensions subject to change without notice

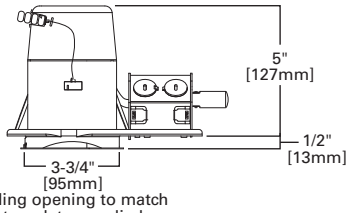

Ceiling opening to match template supplied

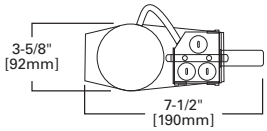

H36RTAT

c UL us LISTED

3" Non-IC, Air-Tite, Shallow Remodel, 120V

H36RTAT is a Non-IC, Air-Tite™ remodel housing for use with H3 3" series trims. For installation from below the ceiling. Housing is Air-Tite to restrict airflow between conditioned spaces and unconditioned areas. For use with 120V GU10 lamps. Non-IC housing is Air-Tite™ but insulation must be kept 3 inches away from all sides of housing.

Special Features

Air-Tite™ code compliant
Quick Connect™ push wire nuts

Compatible Trims

3001	3004	3008	3011	3017
3002	3006	3009	3012	3020
3003	3007	3010	3013	

Features

Housing
Formed of CRS with white powder coat finish

Remodel Plaster Frame
"Easy clip" provided to secure plaster frame in ceiling while installation is being completed. Adjustable cam-locks provide positive lock of housing to plaster frame to complete housing installation.

Includes:
- Air-Tite™ code compliant (Details Pg. 7)
- Quick Connect™ push wire nuts (Details Pg. 7)

Socket
GU10 socket for 120V GU10 lamps

Accessory
Z28 Lamp: 120V, GU10, reflector lamp

Compliances
- cULus Listed 1598 luminaire
- cULus Listed damp location
- cULus Listed for wet location, covered ceiling, with select trims
- Air-Tite code compliant. Certified under ASTM E283; not exceeding 2.0 cfm (0.944 L/s) air leakage rate tested at a 1.57 psf (75 Pa) pressure differential
- RoHS compliant

Remodel Housing Installation

Cut hole in ceiling using template supplied

Bring power to fixture using non metallic sheathed cable or flexible metal cable (per local code)

The Slide-N-Side™ wire trap lets you make all wiring connections outside the junction box

Slide cable into Slide-N-Side™ wire trap and close junction box cover

Insert plaster frame into ceiling opening

Support clip keeps plaster frame in place during rest of installation

Insert housing into position and align slots in housing wall with indicator label on inside of plaster frame opening (bottom of cam lock spring blades should be positioned on flat area of the plaster frame). Then secure in position with cam locks.

Install lamp and insert trim to complete installation

H3 Series – Low Voltage MR16 Non-IC Housing

H36LVTAT

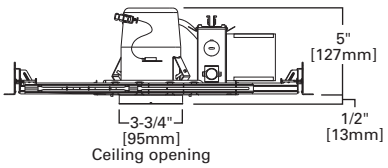

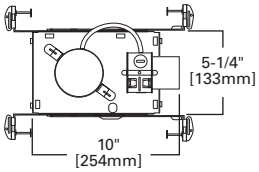

H36LVTAT

3" Non-IC, Air-Tite, Shallow New Construction, 120V – 12V Low Voltage, MR16

H36LVTAT is a Non-IC, Air-Tite™ housing for use with H3 3" series trims. Housing is Air-Tite to restrict airflow between conditioned spaces and unconditioned areas. For use with 12V MR16 lamps. Non-IC housing is Air-Tite™ but insulation must be kept 3 inches away from all sides of housing.

Special Features

- Air-Tite™ code compliant
- Got Nail™ bar hangers
- Slide-N-Side™ junction box
- Pass-N-Thru™ bars
- Quick Connect™ push wire nuts

Compatible Trims

3001	3004	3008	3011	3017
3002	3006	3009	3012	3020
3003	3007	3010	3013	

Features

Housing
Formed of CRS with white powder coat finish

Plaster Frame
Housing adjusts in plaster frame to accommodate up to 1-1/2" ceiling thickness. Galvanized steel construction. Plaster frame features include:

- Regressed locking screw for securing hanger bars
- Cutouts for easily crimping hanger bars in position
- HALO name embossed on plaster frame
- The housing may be removed from plaster frame to provide access to the junction box
- Pre-installed Air-Tite gasket

Includes:
- Air-Tite™ code compliant (Details Pg. 7)
- Got Nail!™ bar hangers (Details Pg. 7)
- Slide-N-Side™ junction box wire traps (Details Pg. 7)
- Pass-N-Thru™ bars (Details Pg. 7)
- Quick Connect™ push wire nuts (Details Pg. 7)

Transformer
Integral magnetic transformer steps 120V line voltage down to 12V lamp operating voltage. Rated for MR16 lamps, 50W max.

Socket
GU5.3 socket for 12V MR16 lamps

Compliances
- cULus Listed 1598 luminaire
- cULus Listed damp location
- cULus Listed for wet location, covered ceiling, with select trims
- Air-Tite code compliant. Certified under ASTM E283; not exceeding 2.0 cfm (0.944 L/s) air leakage rate tested at a 1.57 psf (75 Pa) pressure differential
- RoHS compliant

Specifications, compliances and dimensions subject to change without notice

H3 Series – Low Voltage MR16 Non-IC Housing

H36LVTATCP

3 INCH

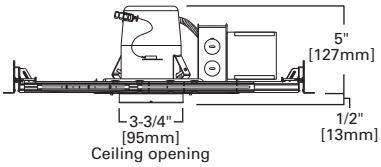

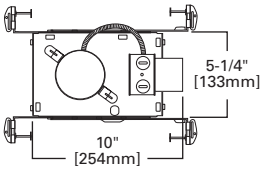

H36LVTATCP

3" Non-IC, Air-Tite, Shallow New Construction, Chicago Plenum, 120V – 12V Low Voltage, MR16

H36LVTATCP is a Non-IC, Air-Tite, housing designed for non-insulated Chicago Plenum ceilings. For use with 12V MR16 lamps. Non-IC housing requires insulation must be kept 3 inches away from all sides of housing.

Special Features

Air-Tite™ code compliant
Got Nail™ bar hangers
Pass-N-Thru™ bars
Quick Connect™ push wire nuts
Chicago Plenum

Compatible Trims

3001	3004	3008	3011	3017
3002	3006	3009	3012	3020
3003	3007	3010	3013	

Features

Housing
Formed of CRS with white powder coat finish

Plaster Frame
Housing adjusts in plaster frame to accommodate up to 1-1/2" ceiling thickness. Galvanized steel construction. Plaster frame features include:

- Regressed locking screw for securing hanger bars
- Cutouts for easily crimping hanger bars in position
- HALO name embossed on plaster frame
- The housing may be removed from plaster frame to provide access to the junction box
- Pre-installed Air-Tite gasket

Includes:
- Air-Tite™ code compliant (Details Pg. 7)
- Got Nail!™ bar hangers (Details Pg. 7)
- Pass-N-Thru™ bars (Details Pg. 7)
- Quick Connect™ push wire nuts (Details Pg. 7)
- Chicago Plenum

Transformer
Integral magnetic transformer steps 120V line voltage down to 12V lamp operating voltage. Rated for MR16 lamps, 50W max.

Socket
GU5.3 socket for 12V MR16 lamps

Compliances
- cULus Listed 1598 luminaire
- cULus Listed damp location
- cULus Listed for wet location, covered ceiling, with select trims
- Air-Tite code compliant. Certified under ASTM E283; not exceeding 2.0 cfm (0.944 L/s) air leakage rate tested at a 1.57 psf (75 Pa) pressure differential
- RoHS compliant
- City of Chicago Plenum

H3 Series – Low Voltage MR16 Non-IC Housing

H36LVRTAT

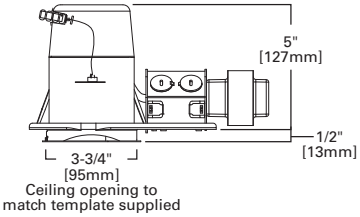

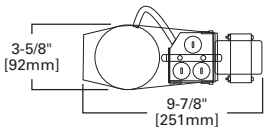

H36LVRTAT

3" Non-IC, Air-Tite, Shallow Remodel, 120V – 12V Low Voltage, MR16

H36LVRTAT is a Non-IC, Air-Tite™ remodel housing for use with H3 3" series trims. For installation from below the ceiling. Housing is Air-Tite to restrict airflow between conditioned spaces and unconditioned areas. For use with 12V MR16 lamps. Non-IC housing is Air-Tite™ but insulation must be kept 3 inches away from all sides of housing.

c UL us LISTED

Special Features

Air-Tite™ code compliant
Quick Connect™ push wire nuts

Compatible Trims

3001	3004	3008	3011	3017
3002	3006	3009	3012	3020
3003	3007	3010	3013	

Features

Housing
Formed of CRS with white powder coat finish

Remodel Plaster Frame
"Easy clip" provided to secure plaster frame in ceiling while installation is being completed. Adjustable cam-locks provide positive lock of housing to plaster frame to complete housing installation.

Includes:
- Air-Tite™ code compliant (Details Pg. 7)
- Quick Connect™ push wire nuts (Details Pg. 7)

Transformer
Integral magnetic transformer steps 120V line voltage down to 12V lamp operating voltage. Rated for MR16 lamps, 50W max.

Socket
GU5.3 socket for 12V MR16 lamps

Compliances
- cULus Listed 1598 luminaire
- cULus Listed damp location
- cULus Listed for wet location, covered ceiling, with select trims
- Air-Tite code compliant. Certified under ASTM E283; not exceeding 2.0 cfm (0.944 L/s) air leakage rate tested at a 1.57 psf (75 Pa) pressure differential
- RoHS compliant

Remodel Housing Installation

Cut hole in ceiling using template supplied

Bring power to fixture using non metallic sheathed cable or flexible metal cable (per local code)

The Slide-N-Side™ wire trap lets you make all wiring connections outside the junction box

Slide cable into Slide-N-Side™ wire trap and close junction box cover

Insert plaster frame into ceiling opening

Support clip keeps plaster frame in place during rest of installation

Insert housing into position and align slots in housing wall with indicator label on inside of plaster frame opening (bottom of cam lock spring blades should be positioned on flat area of the plaster frame). Then secure in position with cam locks.

Install lamp and insert trim to complete installation

Specifications, compliances and dimensions subject to change without notice

H3 Series – Low Voltage MR16 Non-IC Housing

H36LVTAT277

3 INCH

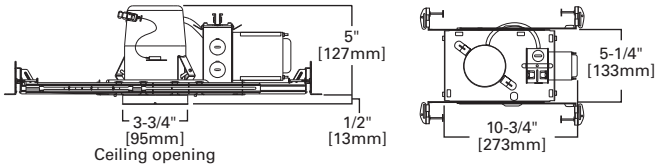

H36LVTAT277

3" Non-IC, Air-Tite, Shallow New Construction, 120/277V – 12V Low Voltage, MR16

H36LVTAT277 is a Non-IC, Air-Tite™ housing for use with H3 3" series trims. Housing is Air-Tite to restrict airflow between conditioned spaces and unconditioned areas. For use with 12V MR16 lamps. H36LVTAT277 features integral 120/277 dual-tap transformer. For use with 12V MR16 lamps. Designed for installation in 120 or 277V electrical systems.
Non-IC housing is Air-Tite™ but insulation must be kept 3 inches away from all sides of housing.

c UL us LISTED

Special Features

- Air-Tite™ code compliant
- Got Nail!™ bar hangers
- Slide-N-Side™ junction box
- Pass-N-Thru™ bars
- Quick Connect™ push wire nuts

Compatible Trims

3001	3004	3008	3011	3017
3002	3006	3009	3012	3020
3003	3007	3010	3013	

Features

Housing
Formed of 20 gauge CRS with white powder coat finish

Plaster Frame
Housing adjusts in plaster frame to accommodate up to 1-1/2" ceiling thickness. Galvanized steel construction. Plaster frame features include:

- Regressed locking screw for securing hanger bars
- Cutouts for easily crimping hanger bars in position
- HALO name embossed on plaster frame
- The housing may be removed from plaster frame to provide access to the junction box
- Pre-installed Air-Tite gasket

Includes:
- Air-Tite™ code compliant (Details Pg. 7)
- Got Nail!™ bar hangers (Details Pg. 7)
- Slide-N-Side™ junction box wire traps (Details Pg. 7)
- Pass-N-Thru™ bars (Details Pg. 7)
- Quick Connect™ push wire nuts (Details Pg. 7)

Transformer
Integral 120/277V dual-tap magnetic transformer steps line voltage down to 12V nominal MR16 lamp operating voltage. Rated for 50W max. Housing ships as 277V model with 120V transformer wire lead capped. For use in 120V systems, simply cap the 277V wire lead and use 120V lead (refer to instructions supplied with housing).

Socket
GU5.3 socket for 12V MR16 lamps

Compliances
- cULus Listed 1598 luminaire
- cULus Listed damp location
- cULus Listed for wet location, covered ceiling, with select trims
- Air-Tite code compliant. Certified under ASTM E283; not exceeding 2.0 cfm (0.944 L/s) air leakage rate tested at a 1.57 psf (75 Pa) pressure differential
- RoHS compliant

H3 Series – Low Voltage MR16 Non-IC Housing

H36LVRTAT277

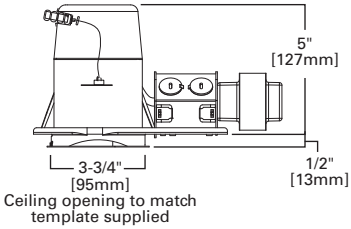

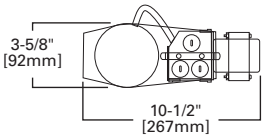

H36LVRTAT277

3" Non-IC, Air-Tite, Shallow Remodel, 120/277V – 12V Low Voltage, MR16

H36LVRTAT277 is a Non-IC, Air-Tite™ housing for use with H3 3" series trims. For installation from below the ceiling. Housing is Air-Tite to restrict airflow between conditioned spaces and unconditioned areas. H36LVRTAT277 features integral 120/277 dualtap transformer. For use with 12V MR16 lamps. Designed for installation in 120 or 277V electrical systems.
Non-IC housing is Air-Tite™ but insulation must be kept 3 inches away from all sides of housing.

Special Features

Air-Tite™ code compliant
Quick Connect™ push wire nuts

Compatible Trims

3001	3004	3008	3011	3017
3002	3006	3009	3012	3020
3003	3007	3010	3013	

Features

Housing
Formed of CRS with white powder coat finish

Remodel Plaster Frame
"Easy clip" provided to secure plaster frame in ceiling while installation is being completed. Adjustable cam-locks provide positive lock of housing to plaster frame to complete housing installation.

Includes:
- Air-Tite™ code compliant (Details Pg. 7)
- Quick Connect™ push wire nuts (Details Pg. 7)

Transformer
Integral 120/277V dual-tap magnetic transformer steps line voltage down to 12V nominal MR16 lamp operating voltage. Rated for 50W max. Housing ships as 277V model with 120V transformer wire lead capped. For use in 120V systems, simply cap the 277V wire lead and use 120V lead (refer to instructions supplied with housing).

Socket
GU5.3 socket for 12V MR16 lamps

Compliances
- cULus Listed 1598 luminaire
- cULus Listed damp location
- cULus Listed for wet location, covered ceiling, with select trims
- Air-Tite code compliant. Certified under ASTM E283; not exceeding 2.0 cfm (0.944 L/s) air leakage rate tested at a 1.57 psf (75 Pa) pressure differential
- RoHS compliant

Remodel Housing Installation

Cut hole in ceiling using template supplied

Bring power to fixture using non metallic sheathed cable or flexible metal cable (per local code)

The Slide-N-Side™ wire trap lets you make all wiring connections outside the junction box

Slide cable into Slide-N-Side™ wire trap and close junction box cover

Insert plaster frame into ceiling opening

Support clip keeps plaster frame in place during rest of installation

Insert housing into position and align slots in housing wall with indicator label on inside of plaster frame opening (bottom of cam lock spring blades should be positioned on flat area of the plaster frame). Then secure in position with cam locks.

Install lamp and insert trim to complete installation

Specifications, compliances and dimensions subject to change without notice

Reflectors

3004 Adjustable Reflector

- Die cast trim ring with reflector
- For general illumination
- 35° tilt, 360° orientation within housing

Lamp	120V GU10 50W	12V MR16 50W
Housing	H36RTAT H36TAT	H36LVRTAT H36LVRTAT277 H36LVTAT H36LVTAT277 H36LVTATCP

3004WHW
White Reflector, White Trim

3004WHC
Clear Reflector, White Trim

3004WHH
Haze Reflector, White Trim

3004SN
Satin Nickel Reflector, Satin Nickel Trim

3004TBZ
Tuscan Bronze Reflector, Tuscan Bronze Trim

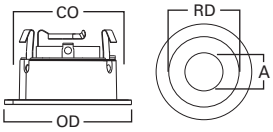

Dimensions**
A: 2" [51mm]
RD: 3" [75mm]
CO: 3-3/4" [95mm]
OD: 4-1/4" [108mm]

Baffles

3003 Adjustable Coilex® Baffle

- Die cast trim ring with machined metal Coilex baffle
- For general illumination
- 35° tilt, 360° orientation within housing

Lamp	120V GU10 50W	12V MR16 50W
Housing	H36RTAT H36TAT	H36LVRTAT H36LVRTAT277 H36LVTAT H36LVTAT277 H36LVTATCP

3003WHWB
White Coilex Baffle, White Trim

3003WHBB
Black Coilex Baffle, White Trim

3003BKBB
Black Coilex Baffle, Black Trim

3003SNB
Satin Nickel Coilex Baffle, Satin Nickel Trim

3003TBZB
Tuscan Bronze Coilex Baffle, Tuscan Bronze Trim

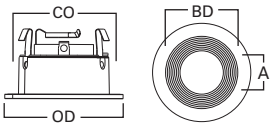

Dimensions**
A: 2" [51mm]
BD: 3" [75mm]
CO: 3-3/4" [95mm]
OD: 4-1/4" [180mm]

3011 Square Adjustable Baffle

- Die cast trim ring with metal baffle
- For general illumination
- 15° tilt, 350° integral lamp holder rotation with locking thumbscrew

Lamp	120V GU10 50W	12V MR16 50W
Housing	H36RTAT H36TAT	H36LVRTAT H36LVRTAT277 H36LVTAT H36LVTAT277 H36LVTATCP

3011WHWB
White Baffle, White Trim



3011WHBB
Black Baffle, White Trim

3011BKBB
Black Baffle, Black Trim

3011SNBB
Black Baffle, Satin Nickel Trim

3011TBZBB
Black Baffle, Tuscan Bronze Trim

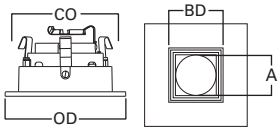

Dimensions**
A: 1-7/8" [48mm]
BD: 2-1/4" [57mm]
CO (Round): 3-3/4" [95mm]
OD: 4-1/4" [108mm]

****Key: A:** Luminous Aperture, **RD/BD:** Reflector/Baffle Diameter, **CO:** Ceiling Opening, **OD:** Trim Outside Diameter

H3 Series Trims

Non IC Housings: H36TAT • H36RTAT • H36LVTAT • H36LVTATCP • H36LVRTAT • H36LVTAT277 • H36LVRTAT277

Adjustable – Eyeballs & Gimbals

3009 Adjustable Gimbal - 35° Tilt

- Die cast trim ring with die cast gimbal
- For directional accent lighting
- 35° tilt, 15° negative tilt, 360° gimbal orientation and trim within housing

Lamp	120V GU10 50W	12V MR16 50W
Housing	H36RTAT H36TAT	H36LVRTAT H36LVRTAT277 H36LVTAT H36LVTAT277 H36LVTATCP

3009WHWB
White Baffle, White Gimbal

3009WHBB
Black Baffle, White Gimbal

3009BKBB
Black Baffle, Black Gimbal

3009SNBB
Black Baffle, Satin Nickel Gimbal

3009TBZBB
Black Baffle, Tuscan Bronze Gimbal

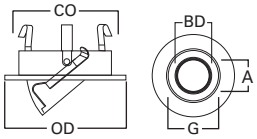

Dimensions**
A: 1-3/4" [45mm]
BD: 2" [51mm]
G: 2-3/4" [70mm]
CO: 3-3/4" [95mm]
OD: 4-1/4"[108mm]

3010 Super Adjustable - 0-75° Adjustment

- Die cast trim ring and adjustable lamp sleeve
- For directional accent lighting
- Integral nylon ball bearings and silicone guides protect finish
- 0-75° tilt, 360° orientation within housing
- Front-loading, turn-lock lamp access

Lamp	120V GU10 50W	12V MR16 50W
Housing	H36RTAT H36TAT	H36LVRTAT H36LVRTAT277 H36LVTAT H36LVTAT277 H36LVTATCP

3010WH
White Baffle, White Trim

3010SN
Satin Nickel Baffle,
Satin Nickel Trim

3010TBZ
Tuscan Bronze Baffle,
Tuscan Bronze Trim

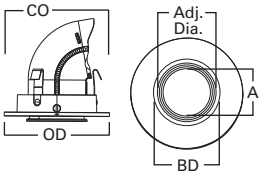

Dimensions**
A: 1-3/4" [45mm]
Adj. Dia.: 2-3/8" [60mm]
BD: 2-1/2" [64mm]
CO: 3-3/4" [95mm]
OD: 4-1/4" [108mm]

Pull Down / Adjustment

3013 Square Adjustable Gimbal

- Die cast trim ring with die cast gimbal
- For accent and task lighting
- 35° positive tilt, 15° negative tilt, 360° orientation within housing
- Front-loading, snap-in lamp access face plate

Lamp	120V GU10 50W	12V MR16 50W
Housing	H36RTAT H36TAT	H36LVRTAT H36LVRTAT277 H36LVTAT H36LVTAT277 H36LVTATCP

3013WH
White

3013SN
Satin Nickel

3013TBZ
Tuscan Bronze

3013BK
Black

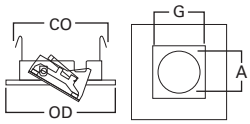

Dimensions**
A: 1-3/4" [45mm]
G: 2-1/4" [57mm]
CO (Round): 3-3/4" [95mm]
OD (Square): 4-1/4" [108mm]

****Key: A:** Luminous Aperture, **RD/BD:** Reflector/Baffle Diameter, **CO:** Ceiling Opening, **OD:** Trim Outside Diameter, **G:** Gimbal Outside Diameter

Specifications, compliances and dimensions subject to change without notice

Lenses & Wet Location Showerlights

3007 Regressed Lens Adjustable Reflector

Showerlight

- Die cast trim ring: TBZ models
- Non-conductive & non-corrosive polymer trim ring: WHC, PCC, SN models
- Regressed clear lens
- For general illumination
- Wet location listed for showers
- 15° tilt, 360° orientation within housing

Lamp	120V GU10 50W	12V MR16 50W
Housing	H36RTAT H36TAT	H36LVRTAT H36LVRTAT277 H36LVTAT H36LVTAT277 H36LVTATCP

3007WHC
Specular Clear Reflector, White Trim

3007PCC
Specular Clear Reflector, Polished Chrome Trim

3007SN
Satin Nickel Reflector, Satin Nickel Trim

3007TBZ
Tuscan Bronze Reflector, Tuscan Bronze Trim

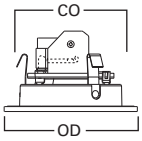

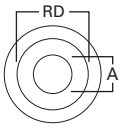

Dimensions**
A: 2" [51mm]
RD: 3" [75mm]
CO: 3-3/4" [95mm]
OD: 4-1/4" [108mm]

3008 Frosted Glass Perimeter Lens

Showerlight

- Non-conductive & non-corrosive polymer trim ring
- Glass lens with frosted perimeter
- Clear specular upper reflector
- Wet location listed for showers, "Dead-Front"
- 360° orientation within housing

Lamp	120V GU10 50W	12V MR16 50W
Housing	H36RTAT H36TAT	H36LVRTAT H36LVRTAT277 H36LVTAT H36LVTAT277 H36LVTATCP

3008FG
White with Frosted Glass Perimeter Lens

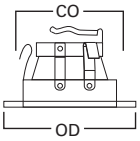

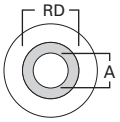

Dimensions**
A: 1-7/8" [48mm]
RD: 2-9/16" [65mm]
CO: 3-3/4" [95mm]
OD: 4-1/4" [108mm]

3017 Decorative Low-Profile Glass Curve

Showerlight

- Die cast construction and decorative glass element
- Frost glass perimeter with clear glass center
- Wet location listed for showers

Lamp	120V GU10 50W	12V MR16 50W
Housing	H36RTAT H36TAT	H36LVRTAT H36LVRTAT277 H36LVTAT H36LVTAT277 H36LVTATCP

3017FGS
Frost Glass Curve

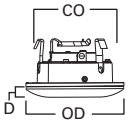

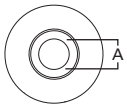

Dimensions**
A: 1-1/2" [39mm]
D: 1/2" [13mm]
CO: 3-3/4" [95mm]
OD: 4-1/4" [108mm

3012 Square Regressed Lens Adjustable Baffle

Showerlight

- Die cast trim ring with metal baffle
- For general illumination
- 15° tilt, 360° integral lamp holder rotation with locking thumbscrew
- Wet location listed for showers

Lamp	120V GU10 50W	12V MR16 50W
Housing	H36RTAT H36TAT	H36LVRTAT H36LVRTAT277 H36LVTAT H36LVTAT277 H36LVTATCP

3012WHWB
White Baffle, White Trim

3012WHBB
Black Baffle, White Trim

3012BKBB
Black Baffle, Black Trim

3012SNBB
Black Baffle, Satin Nickel Trim



3012TBZBB
Black Baffle, Tuscan Bronze Trim

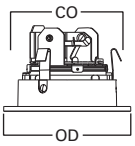

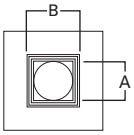

Dimensions**
A: 1-7/8" [48mm]
BD: 2-1/4" [57mm]
CO (Round): 3-3/4" [95mm]
OD: 4-1/4" [108mm]

****Key: A:** Luminous Aperture, **RD/BD:** Reflector/Baffle Diameter, **CO:** Ceiling Opening, **OD:** Trim Outside Diameter, **D:** Depth Profile

H3 Series Trims

Non-IC Housings: H36TAT • H36RTAT • H36LVTAT • H36LVTATCP • H36LVRTAT • H36LVTAT277 • H36LVRTAT277

Pinhole, Slot & Wall Wash

3001 Adjustable Pinhole Baffle

- Die cast trim ring with black oculus and machined metal baffle
- For concentrated accent lighting
- 15° tilt, 360° orientation within housing

Lamp	120V GU10 50W	12V MR16 50W
Housing	H36RTAT H36TAT	H36LVRTAT H36LVRTAT277 H36LVTAT H36LVTAT277 H36LVTATCP

3001WHWB
White Baffle, White Trim

3001WHBB
Black Baffle, White Trim

3001SNBB
Black Baffle, Satin Nickel Trim

3001BKBB
Black Baffle, Black Trim

3001TBZBB
Black Baffle, Tuscan Bronze Trim

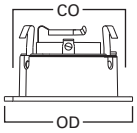

Dimensions**
A: 1-5/8" [41mm]
CO: 3-3/4" [95mm]
OD: 4-1/4" [108mm]

3002 Adjustable Pinhole Reflector

- Die cast trim ring with black oculus and clear specular reflector
- For concentrated accent lighting
- 15° tilt, 360° orientation within housing

Lamp	120V GU10 50W	12V MR16 50W
Housing	H36RTAT H36TAT	H36LVRTAT H36LVRTAT277 H36LVTAT H36LVTAT277 H36LVTATCP

3002WHC
Clear Reflector, White Trim

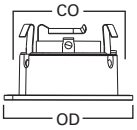

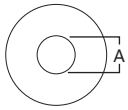

Dimensions**
A: 1-5/8" [41mm]
CO: 3-3/4" [95mm]
OD: 4-1/4" [108mm]

3006 Adjustable Slot Aperture

- Die cast trim ring with metal black baffle
- For directional illumination
- 35° tilt, 360° orientation within housing

Lamp	120V GU10 50W	12V MR16 50W
Housing	H36RTAT H36TAT	H36LVRTAT H36LVRTAT277 H36LVTAT H36LVTAT277 H36LVTATCP

3006WHBB
Black Baffle, White Trim

3006SNBB
Black Baffle, Satin Nickel Trim

3006BKBB
Black Baffle, Black Trim

3006TBZBB
Black Baffle, Tuscan Bronze Trim

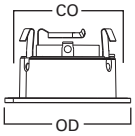

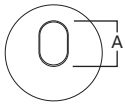

Dimensions**
A: 1-5/8" [41mm]
CO: 3-3/4" [95mm]
OD: 4-1/4" [108mm]

3020 Wall Wash Downlight

- Die cast trim ring
- Integral wall wash reflector
- 360° orientation within housing
- For a subtle grazing light effect on cabinet faces along with a direct downlight on counter tops or similar applications

Lamp	120V GU10 50W	12V MR16 50W
Housing	H36RTAT H36TAT	H36LVRTAT H36LVRTAT277 H36LVTAT H36LVTAT277 H36LVTATCP

3020WW
Wall Wash Downlight, White Trim

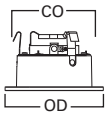

Dimensions**
A: 1-9/16" [40mm]
CO: 3-3/4" [95mm]
OD: 4-1/4" [108mm]

Key: **A: Luminous Aperture, **CO:** Ceiling Opening, **OD:** Trim Outside Diameter

Specifications, compliances and dimensions subject to change without notice

4 INCH

4" LED Housings 4-2

4" LED Modules
Adjustable 4-4
Downlight 4-5
Surface Mount 4-8

4" H4 LED Series - Downlighting System
Housings 4-10
Light Engines 4-15
Trims 4-16
Adjustable - Light Engines 4-18

4" E26 Screw Base
IC Housings & Trims 4-19
Non-IC Housings & Trims 4-25

4" Low Voltage
New Construction Housings 4-33
Remodel Housings 4-36
Trims 4-38

IC = Insulated Ceiling **Non-IC = Non-Insulated Ceiling**

LED Housing

H995ICAT

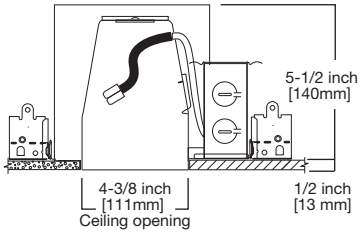

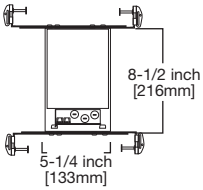

H995ICAT

4" IC, Air-Tite, New Construction LED Housing

The H995ICAT is a dedicated LED small aperture IC Air-Tite™ housing for use with Halo RA4, RL4, LT4 series LED modules and may be used with SLD4 series with the SLD spring kit. It is designed for use in insulated ceilings where it will be in direct contact with insulation*. It is an Air-Tite™ housing designed to restrict air flow between conditioned spaces and unconditioned areas. The LED connection is non-screw base to preserve the high efficacy rating of the luminaire.

Special Features

Got Nail!™ bar hangers
Pass-N-Thru™ bars
Slide-N-Side™ junction box
Quick Connect™ push wire nuts
Air-Tite™ code compliant

Compatible LED Modules

RA4
RL4
SLD4
LT4

Features

Housing

- Double wall aluminum construction helps dissipate heat. The inner housing can be adjusted in the plaster frame to compensate for different ceiling materials.
- Designed for insulated ceilings in direct contact with insulation* (May also be installed in non-insulated ceilings)
- Inner housing adjusts for ceilings up to 1" thick

Plaster Frame

- Galvanized steel die-formed construction
- The housing can be removed from plaster frame to provide access to the junction box
- Plaster frame features include:
  - Patented regressed locking screw positioned for securing hanger bars from below the ceiling
  - Cutouts for easily crimping hanger bars in position
  - Air-Tite aperture gasket is pre-installed
  - Halo identity embossed on plaster frame

Includes:

- Got Nail!™ bar hangers (Details Pg. 7)
- Pass-N-Thru™ bars (Details Pg. 7)
- Slide-N-Side™ junction box wire traps (Details Pg. 7)
- Quick Connect™ push wire nuts (Details Pg. 7)
- Air-Tite™ code compliant (Details Pg. 7)

LED Module Connection

Compatible Halo LED modules simply install with a plug-in line voltage wiring connector (UL and CSA Listed Luminaire Disconnect). This non-screw base LED connection preserves the high efficacy rating of the luminaire (see also LED Module specifications).

Compliance

- cULus Listed 1598 luminaire
- cULus Listed for damp location
- cULus Listed for wet location, covered ceiling, with select trims
- cULus Listed for feed through
- cULus Listed for direct contact with insulation and combustible material*
- Use with designated Halo LED systems for ENERGY STAR® certification
- Can be used for State of California Title 24 high efficacy compliance with designated Halo LED lighting systems.
- Can be used for International Energy Conservation Code (IECC) high efficacy compliance with designated Halo LED lighting systems.
- Air-Tite code compliant. Certified under ASTM E283; not exceeding 2.0 cfm (0.944 L/s) air leakage rate tested at a 1.57 psf (75 Pa) pressure differential

*Not to be used in direct contact with spray foam insulation (consult NEMA LSD57-2013)

Specifications, compliances and dimensions subject to change without notice

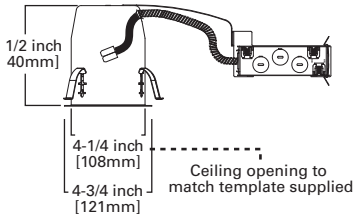

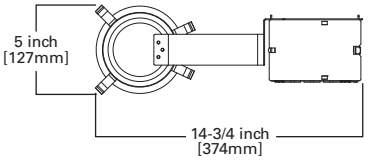

H995RICAT

4" IC, Air-Tite, Remodel LED Housing

The Halo H995RICAT is a dedicated LED remodel small aperture IC Air-Tite housing for use with Halo RA4, RL4, LT4 series LED modules and may be used with SLD4 series with the SLD spring kit. It is designed for installation into existing insulated ceilings where it will be in direct contact with insulation*. It is an Air-Tite housing designed to restrict air flow between conditioned spaces and unconditioned areas. The LED connection is non-screw base to preserve the high efficacy rating of the luminaire.

Special Features

Slide-N-Side™ junction box
Quick Connect™ push wire nuts
Air-Tite™ code compliant

Compatible LED Modules

RA4
RL4
SLD4
LT4

Features

Housing
- Single wall formed aluminum construction. Openings are gasketed for Air-Tite installation.
- 5-1/2" height allows use in shallow joist construction
- Air-Tite aperture gasket is pre-installed

Remodel Arm
Spring steel construction designed for ease of installation and ceiling support

Remodel Springs
Four remodel clips secure housing and accommodate 1/2" and 5/8" ceiling material

Includes:
- Slide-N-Side™ junction box wire traps (Details Pg. 7)
- Quick Connect™ push wire nuts (Details Pg. 7)
- Air-Tite™ code compliant (Details Pg. 7)

LED Module Connection
Compatible Halo LED modules simply install with a plug-in line voltage wiring connector (UL and CSA Listed Luminaire Disconnect). This non-screw base LED connection preserves the high efficacy rating of the luminaire (see also LED Module specifications).

Compliance
- cULus Listed 1598 luminaire
- cULus Listed for damp location
- cULus Listed for wet location, with select trims
- cULus Listed for direct contact with insulation and combustible material*
- Use with designated Halo LED systems for ENERGY STAR® certification
- Can be used for State of California Title 24 high efficacy compliance with designated Halo LED lighting systems
- Can be used for International Energy Conservation Code (IECC) high efficacy compliance with designated Halo LED lighting systems
- Air-Tite code compliant. Certified under ASTM E283; not exceeding 2.0 cfm (0.944 L/s) air leakage rate tested at a 1.57 psf (75 Pa) pressure differential

*Not to be used in direct contact with spray foam insulation (consult NEMA LSD57-2013)

4 INCH LED Adjustable

RA4 Series

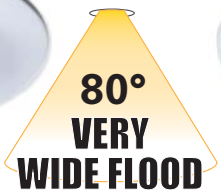

RA4 (VWFL)

RA4 (NFL)

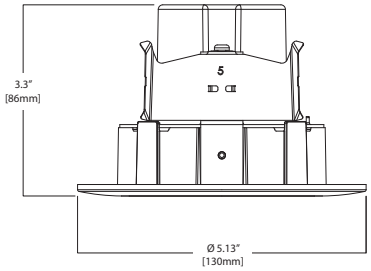

4" Adjustable Gimbals All-Purpose LED Retrofit Modules

The Halo RA4 LED adjustable gimbal series are retrofit LED modules for 4" aperture recessed downlights. The RA4 gimbals feature adjustment of 35-degree tilt and up to 360-degree rotation. In addition the RA4 gimbals offer selection of narrow flood (NFL) and very wide flood (VWFL) models for beam distributions suitable for accent, task, grazing and general area lighting. The RA4 integral LED 120V driver is dimmable with most leading edge and trailing edge phase control dimmers.

Features

Mechanical Module - Trim
- Module includes LED, heat sink, reflector, lens optic, baffle reveal, and trim ring
- Durable die-cast aluminum construction
- Integrated heat sink design conducts heat away from the LED keeping the junction temperatures below specified maximums, even in insulated ceilings
- Halo matte white paint finish
- 35-degree tilt
- Up to 360-degree rotation

Optics - Narrow Flood (NFL)
- Precision acrylic lens
- Optical design creates a clean, uniform 25-degree beam distribution

Optics - Very Wide Flood (VWFL)
- Impact-resistant polycarbonate
- Convex form for lamp-like appearance
- Diffusing, wide beam for even illumination

Mounting - Friction Blades
- Precision formed spring blades secure module with friction fit to compatible housings
- Friction blade design allows the RA4 to be installed in any position within the housing aperture (360 degrees)

LED
- Correlated Color Temperature (CCT): 2700K, 3000K
- Color Rendering Index (CRI): 90 CRI (R9 > 50)
- LED is a chip on board design consisting of a multiple LED package with proximity phosphor coating to create one virtual white light source for a productive "cone of light"
- 600 nominal lumens, range dependent on CCT and optic
- Lumen maintenance L70 at 50,000 hours

LED Driver
- Dimmable driver is a 120 Volt, high efficiency, electronic power supply providing DC power to the LED
- Driver meets FCC 47CFR Part 15 EMI/RFI consumer level limits for use in residential and commercial installations
- Driver features high power factor, low THD, and has integral thermal protection in the event of over temperature or internal failure
- If dimming is not required the fixture can be operated from a standard wall switch

Electrical Power Connections
- LED connector is a non-screw base luminaire disconnect offering easy installation with the matching Halo H995 series housings
- LED connector meets high efficacy luminaire requirements for a non-screw base socket, and to qualify as a high efficacy luminaire (California Title 24)
- The included E26 medium screw base Edison adapter provides easy retrofit of incandescent housings
- Separate grounding cable included on the module for attachment to the housing during installation

Dimming
- The Halo RA4 LED is designed for dimming capability to nominally 5% with many standard 120V leading edge (LE) and trailing edge (TE) phase control dimmers
- Dimming to 5% is best assured using dimmers with low end trim adjustment
- Consult dimmer manufacturer for dimmer details (Note, some dimmers require a neutral in the wallbox)

Compliance
- cULus Listed 1598 luminaire (with listed Halo housings)
- UL Classified (with other housings - see specification sheet online)
- cULus Listed for damp location
- May be installed in housings in direct contact with insulation** and combustible material
- IP ingress protection rating
  - NFL models: IP25
  - VWFL models: IP34
- ENERGY STAR® certified downlight retrofit
- Can be used for State of California Title 24 high efficacy requirements. Title 20 Certified for residential compliance.
- Can be used for International Energy Conservation Code (IECC) high efficacy luminaire compliance
- EMI/RFI per FCC 47CFR Part 15 Class B consumer limits, suitable for use in residential and commercial
- Contains no mercury or lead and RoHS compliant
- Photometric testing in accordance with IES LM-79
- Lumen maintenance projections in accordance with IES LM-80 and TM-21

RA4 Energy Data

RA4 Series (Values at non-dimming line voltage)
Minimum Starting Temp: -30°C (-22°F)
EMI/RFI: FCC Title 47 CFR, Part 15, Class B (Consumer)
Sound Rating: Class A standards
Input Voltage: 120V
Power Factor: >0.90
Input Frequency: 50/60Hz
THD: <20%
Input Power: 10W
Input Current: 85mA
Driver-Safety Agency Approvals: - UL60950-1 Recognized - LPS output - UL8750 Compliant

**Not to be used in housings in direct contact with spray foam insulation. (Consult NEMA LSD57-2013)

RA4 Series Ordering Information

RA4 LED Adjustable Gimbal

Very Wide Flood - VWFL Models
RA406927WH = 4" LED adjustable gimbal, 90 CRI, 2700K, matte white
RA406930WH = 4" LED adjustable gimbal, 90 CRI, 3000K, matte white

Narrow Flood - NFL Models
RA406927NFLWH = 4" LED adjustable gimbal, 90 CRI, 2700K, matte white
RA406930NFLWH = 4" LED adjustable gimbal, 90 CRI, 3000K, matte white

Accessories (Order Separately)

HE26LED = Replacement screw base adapter (one included with unit)

Specifications, compliances and dimensions subject to change without notice

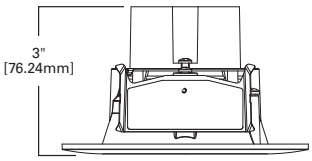

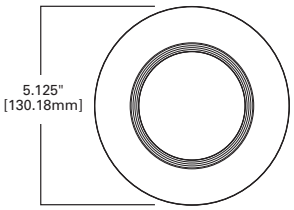

RL4

4" All-Purpose Retrofit, LED Module

The Halo RL4 series is a retrofit LED baffle-trim module for 4" aperture recessed downlights. The RL4 is designed for use with compatible 4" housings. The RL4 integral LED driver is dimmable at 120 volts. The RL4 lens provides uniform illumination and wet location listing. Precision construction makes any housing Air-Tite for added HVAC savings and code compliance.

90 CRI

T24 Can be used to comply with California Title 24 High Efficacy requirements
T20 Certified to California Title 20 Appliance Database

80 CRI

Can be used to comply with T24 California Non-Residential Lighting Controls requirements

ENERGY STAR · Can be used for IECC International Energy Conservation Code High Efficacy Compliance · RoHS Compliant · c UL us LISTED · Showerlight · air-tite

Features

Mechanical Module - Trim
- Module construction includes LED, heat sink, reflector, lens, baffle and trim ring
- Durable aluminum construction
- Regressed baffle
- Heat sink designed to conduct heat away from the LED keeping the junction temperatures below specified maximums, even in insulated ceilings

Designer Trims (Sold Separately)
RL4 designer trims are accessories
- White (paintable)
- Satin nickel
- Tuscan bronze

Lens
- Regressed lens
- Impact-resistant polycarbonate
- Convex form for lamp-like appearance
- High lumen transmission
- Diffusing for even illumination

Mounting
- Push-N-Twist universal installation clips
- Clips are pre-installed and designed to fit 4" compatible recessed housings

LED
- Correlated Color Temperature (CCT): 2700K, 3000K, 3500K, and 4000K
- Color Rendering Index (CRI): 80 CRI and 90 CRI
- LED is a chip on board design consisting of a multiple LED package with proximity phosphor coating to create one virtual white light source for a productive "cone of light"
- 600 nominal lumens, range dependent on CCT and CRI
- Lumen maintenance L70 at 50,000 hours

LED Driver
- With the latest "driver-on-board" electronic technology, the driver is integrated in the module
- Integral to the housing, 120V 50/60 Hz constant current dimmable driver provides high-efficiency operation
- Driver meets FCC 47CFR Part 15 EMI/RFI consumer limits for use in residential and commercial installations
- Driver features high power factor and low THD and has integral thermal protection in the event of over temperature or internal failure
- If dimming is not required the fixture can be operated from a standard wall switch

Electrical Power Connections
- LED connector is a non-screw base luminaire disconnect offering easy installation with the matching Halo H995 series housings
- LED Connector meets California Title 24 high efficacy luminaire requirement for a non-screw base socket, and to qualify as a high efficacy luminaire
- The included E26 medium screw base Edison adapter provides easy retrofit of incandescent housings
- Separate grounding cable included on the RL4 module for attachment to the housing during installation

Dimming
- Designed for continuous dimming capability to nominally 5% with many 120V Leading Edge (LE) and Trailing Edge (TE) phase control dimmers (Dimmers with low end trim adjustment offer greater assurance of achieving 5% level)
- Consult dimmer manufacturer for compatibility and conditions of use (Note some dimmers require a neutral in the wallbox)

Compliance
- cULus Listed 1598 luminaire (with listed Halo housings)
- cULus Listed for damp location
- cULus Listed for wet location, covered ceiling, shower rated
- IP65 Ingress Protection rated
- May be installed in IC rated housings in direct contact with insulation** and combustible material
- Air-Tite certified per ASTM E283 not exceeding 2.0 CFM under 1.57psf (75 Pascals) pressure difference
- 90 CRI (R9 > 50) can be used to comply with California Title 24 high efficacy requirements. Title 20 Certified for residential compliance.
- 80 CRI can be used to comply with California Title 24 non-residential lighting controls requirements as a LED luminaire
- Can be used for International Energy Conservation Code (IECC) high efficiency luminaire compliance
- ENERGY STAR® certified downlight retrofit
- EMI/RFI per FCC 47CFR Part 15 Class B consumer limits, suitable for use in residential and commercial
- Contains no mercury or lead and RoHS compliant
- Photometric testing in accordance with IES LM-79
- Lumen maintenance projections in accordance with IES LM-80 and TM-21
- Suitable for use in closets. Compliant with NFPA 70, NEC Sec. 410.16 (A)(1) and 410.16 (C)(3)

RL4 Energy Data

RL4 Series (Values at non-dimming line voltage)
Minimum Starting Temp: -30°C (-22°F)
EMI/RFI: FCC Title 47 CFR, Part 15, Class B (Consumer)
Sound Rating: Class A
Input Voltage: 120V
Power Factor: >0.90
Input Frequency: 50/60Hz
THD: <20%
Input Power: 7.3W - 10.0W (per CRI and CCT)
Input Current: 0.075A - 0.0875A (per input power)

RL4 Series Ordering Information

RL4 LED Module

80 CRI
RL460WH827PK = 4" Retrofit baffle, 2700K, matte white
RL460WH830PK = 4" Retrofit baffle, 3000K, matte white
RL460WH835PK = 4" Retrofit baffle, 3500K, matte white
RL460WH840PK = 4" Retrofit baffle, 4000K, matte white

90 CRI
RL460WH927PK = 4" Retrofit baffle, 2700K, matte white
RL460WH930PK = 4" Retrofit baffle, 3000K, matte white
RL460WH935PK = 4" Retrofit baffle, 3500K, matte white
RL460WH940PK = 4" Retrofit baffle, 4000K, matte white

Accessories (Order Separately)

RL4TRMWH = 4" White paintable trim ring
RL4TRMSN = 4" Satin nickel trim ring
RL4TRTBZ = 4" Tuscan bronze trim ring

HE26LED = Replacement screw base adapter (one included with unit)
(Image shown in "RA4 Accessories")

**Not to be used in housings in direct contact with spray foam insulation. (Consult NEMA LSD57-2013)

LED Module

LT4 Series

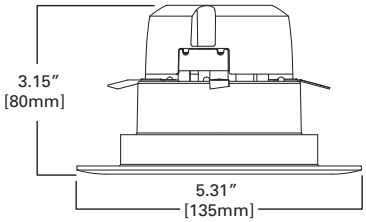

90 CRI

T24 Can be used to comply with California Title 24 High Efficacy requirements

T20 Certified to California Title 20 Appliance Database

LT4

4" LED Retrofit Module

The Halo LT4 is an LED baffle-trim module for 4" aperture recessed downlights; suitable for new construction, remodel and retrofit installation. The LT4 is cULus Listed for use with Halo, and is UL Classified for use with other compatible 4" housings. Precision construction makes any housing Air-Tite for added HVAC savings and code compliance.

LT4 Energy Data

Input Voltage: 120V
Input Current: 0.069A
Input Power: 8.0W
THD: ≤ 24%
Power Factor: ≥ 0.90
T Ambient: -30°C to +40°C
Sound Rating: Class A

(all values at 25° C without a dimming control in circuit)

Features

Mechanical - Module
Module construction includes LED, heat sink, reflector, lens, baffle and trim ring

Lens
- Regressed lens
- Polycarbonate
- Diffusing for even illumination

Mounting
Friction clips are pre-installed and adjust to fit 4" compatible housings

LED
- Correlated Color Temperature (CCT): 3000K
- Color Rendering Index (CRI): 90 (R9 > 50)
- Lumen maintenance L70 at 35,000 hours
- 600 nominal lumen

LED Chromaticity
- LED chromaticity of 3 SDCM exceeds ENERGY STAR® color standards per ANSI C78.377-2008

Electrical Power Connections
- LED connector is a non-screw base luminaire disconnect offering easy installation with the matching Halo 4" LED housings
- LED connector meets California Title 24 high efficacy luminaire requirement for a non-screw base socket, and where required to qualify as a high efficacy luminaire
- The included E26 medium screw base Edison adapter provides easy retrofit of incandescent housings (See housing compatibility)

Ground Connection
Separate grounding cable included on the module for attachment to the housing during installation

LED Driver
- 120V 50/60 Hz constant current dimmable driver provides high-efficiency operation
- If dimming is not required the fixture can be operated from a standard wall switch

Dimming
- Designed for continuous dimming capability to nominally 10% with many 120V Leading Edge (LE) and Trailing Edge (TE) phase control dimmers (Dimmers with low end trim adjustment offer greater assurance of achieving 10% level)
- Consult dimmer manufacturer for compatibility and conditions of use (Note, some dimmers require a neutral in the wallbox)

Compliance
- cULus Listed 1598 luminaire (with listed Halo housings)
- UL Classified (with other housings) see specifications online for housing compatibility
- cULus Listed for damp location
- cULus Listed for wet location, covered ceiling – (shower rated)
- IP56 Ingress Protection rated
- May be installed in housings in direct contact with insulation* and combustible material
- Air-Tite code compliant. Certified under ASTM E283; not exceeding 2.0 cfm (0.944 L/s) air leakage rate tested at a 1.57 psf (75 Pa) pressure differential.
- 90 CR (R9 > 50): Can be used to comply with California Title 24 high efficacy requirements. Title 20 Certified for residential compliance.
- Can be used for International Energy Conservation Code (IECC) high efficiency luminaire compliance
- ENERGY STAR® certified downlight retrofit
- EMI/RFI per FCC 47CFR Part 15 Class B consumer limits, suitable for use in residential and commercial
- Contains no mercury or lead and RoHS compliant
- Photometric testing in accordance with IES LM-79
- Lumen maintenance projections in accordance with IES LM-80 and TM-21
- Can be used in closets. Compliant with NFPA 70, NEC section 410.16 (A)(1) and 410.16 (C)(3)

*Not to be used in housings in direct contact with spray foam insulation (Consult NEMA LSD57-2013)

LT4 Ordering Information

Models

LT4WH6930 = 4" Retrofit baffle - trim LED module, 90 CRI, 3000K, matte white

Accessory (Order Separately)

HE26LED = Replacement screw base adapter (one included with unit)



Specifications, compliances and dimensions subject to change without notice

LED Surface Mount

SLD4 Series

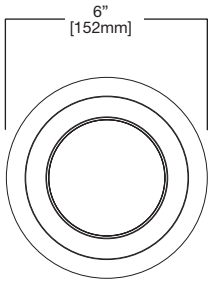

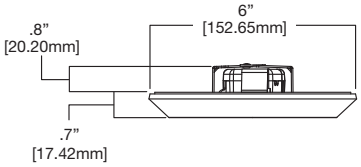

SLD4

4" LED Retrofit Module, SLD4 Model

The Halo Surface LED Downlight (SLD) incorporates WaveStream™ technology to create an ultra-low profile surface mounting luminaire with the performance and look of a traditional downlight. SLD4 is designed for installation in many 3-1/2" and 4" round or octagon junction boxes. May also retrofit in 4" aperture IC and Non-IC recessed housings*. Suitable for residential or commercial installations. Ideal for closets, storage areas, attics and basements.

90 CRI

T24 Can be used to comply with California Title 24 High Efficacy requirements
T20 Certified to California Title 20 Appliance Database

80 CRI

Can be used to comply with T24 California Non-Residential Lighting Controls requirements

ENERGY STAR | Can be used for IECC International Energy Conservation Code High Efficacy Compliance | RoHS Compliant | c UL us LISTED | Showerlight | air-tite

Features

Mechanical

Die cast aluminum trim ring, and die formed aluminum frame

Optics

- WaveStream™ technology provides uniform luminance from a low profile flat lens
- AccuAim™ optics provide directional control for the "cone-of-light" beam distribution of a traditional downlight
- Precision molded lens features high transmission polymer with UV stabilized protecting film

Designer Trims (Sold Separately)

SLD designer trims are accessories

- White (paintable)
- Satin nickel
- Tuscan bronze

Electrical Junction Box Mounting**

- Suitable for installation in many 3-1/2" and 4" octagon and round electrical junction boxes in direct contact with insulation including spray foam insulation

Note: Driver consumes 3 cubic inches of junction box

- Surface mounting in a fire-rated ceiling using an appropriate electrical box offers a cost-effective alternative to fire-rated recessed housings

Note: Fire-rating is per the rating of the ceiling and applicable junction box, not the SLD

- Proprietary Slot-N-Lock quick installation system for junction box installation
- T-bracket with Slot-N-Lock mounting tabs included

Recessed Housing Mounting

Friction Blade

- Pre-installed friction blades included

LED

- Correlated Color Temperature (CCT): 2700K, 3000K, 3500K, 4000K
- Color Rendering Index (CRI) options: 80 and 90
- Lumen maintenance L70 at 50,000 hours
- 700 nominal lumens, range dependent on CCT and CRI

Electrical Connections

Junction Box**

- Compatible with 3-1/2" x 2" and 4" x 1-1/2" round and octagon boxes (2-1/8" deep boxes recommended)
- Supply wire adapter with LED quick connector included

Recessed Housings

- LED connector is non-screw base luminaire disconnect for tool-less installation in Halo 4" H995 series LED housings
- LED connector meets California Title 24 high efficacy luminaire standard as a non-screw base
- E26 Edison screw base adapter included

LED Driver

- Driver is a 120V dimmable electronic power supply providing DC power to the LED arrays
- Driver features high power factor, low THD, and has integral thermal protection

Dimming

Designed for continuous dimming to nominally 5% with many 120V Leading Edge (LE) and Trailing Edge (TE) phase control dimmers. Dimming to 5% is best assured using dimmers with low end trim adjustment. Consult dimmer manufacturer for compatibility and conditions of use. (Note, some dimmers require a neutral in the wallbox)

Compliance

- cULus Listed ceiling and wall
- cULus Listed damp location, ceiling and wall
- cULus Listed wet location, covered ceiling only (shower rated)
- Suitable for use in closets, compliant with NFPA® 70, NEC® Section 410.16 (A)(3) and 410.16 (C)(5)
- UL Classified when used in retrofit with listed housings (See housing compatibility)
- EMI/RFI: meets FCC 47CFR Part 15 Class B limits, and is suitable for use in residential and commercial
- 90 CRI (R9 > 50) can be used to comply with California Title 24 high efficacy requirements. Title 20 Certified for residential compliance.
- 80 CRI can be used to comply with The State of California Title 24 non residential lighting controls requirements as an LED luminaire
- Air-Tite certified per ASTM E283 not exceeding 2.0 CFM under 1.57psf (75 Pascals) pressure difference
- ENERGY STAR® certified downlight surface retrofit
- Contains no mercury or lead and RoHS compliant
- EMI/RFI per FCC 47CFR Part 15 Class B consumer limits, suitable for use in residential and commercial
- Contains no mercury or lead and RoHS compliant
- Photometric testing in accordance with IES LM-79
- Lumen maintenance projections in accordance with IES LM-80 and TM-21

*Note: Not for use in recessed housings in direct contact with spray foam insulation refer to NEMA LSD 57-2013
** Models with "JB" suffix include hardware kit for junction box mounting only

SLD4 Energy Data

	80 CRI	90 CRI
Lumens (4000K models)	800	710
Input Voltage	120V	120V
Frequency	50/60 Hz	50/60 Hz
Input Current	0.10 A	0.10 A
Input Power	12.2 W	12 W
Efficiency (4000K models)	66 lm/W	59 lm/W
THD	≤ 20%	
Power Factor	≥ 0.90	
T Ambient	-30 - +40°C	
Sound Rating	Class A	

Specifications, compliances and dimensions subject to change without notice

SLD4 Series Ordering Information

Models		Color Rendering Index (CRI)	Color Temperature (CCT)		Finish	JB (Optional)
Standard	**SLD405** = 4" Surface LED downlight, 120V (Includes hardware kits for junction box and recessed housing mounting)	**8** = 80 CRI **9** = 90 CRI	**27** = 2700K **30** = 3000K	**35** = 3500K **40** = 4000K	**WH** = Matte white	
"JB" Models	**SLD405** = 4" Surface LED downlight, 120V (Includes hardware kit for junction box mounting ONLY)	**8** = 80 CRI **9** = 90 CRI	**27** = 2700K **30** = 3000K	**35** = 3500K **40** = 4000K	**WH** = Matte white	**JB** = **ONLY** junction box hardware kit

Accessories (Order Separately)

Designer Trims

Fit over the SLD for a designer finish
SLD4TRMWH = 4" SLD white (paintable)
SLD4TRMSN = 4" SLD satin nickel
SLD4TRMTBZ = 4" SLD tuscan bronze
*SLD accessory trims attach with permanent adhesion and are not interchangeable after installation

Replacement Parts Kit

SLD4ACCKIT
SLD4 Retrofit Kit - SLD4 screw base adapter, friction blades, ground wire, mounting screws, wire nuts

SLD4BRKT
SLD4 junction box mounting bracket and screws

Compatible Junction Boxes

Octagon - Steel
4" x 4" x 2-1/8"
4" x 4" x 1-1/2"

Round - Plastic
4" diameter x 2-3/16"

Junction Box Spacer Extension Ring

Adds 15/16" depth when the SLD driver cannot fit into a junction box.

SLD4EXT = 4" Surface LED j-box extender, 7.75" O.D.

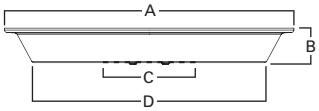

Dimensions
A: 7-3/4" [197mm]
B: 7/8" [24mm]
C: 3-7/8" [99mm]
D: 6.25" [159mm]

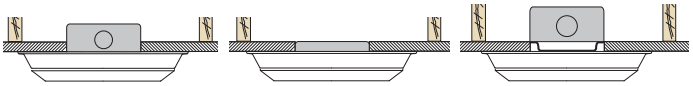

Standard J-box* **Shallow J-box (pancake)*** **Standard J-box with plaster ring***

Fire Rated Install*

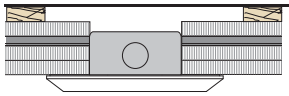

*For illustration only – not for construction

Surface Box Adapter

The surface box adapter fits the SLD into a 4-inch round or octagon junction box that is mounted flat on a ceiling or beam surface (not recessed in the ceiling)

SLD4RAD
4" SLD round surface j-box adapter.
For 4" round and octagon junction boxes.

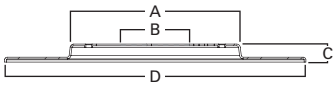

Dimensions
A: 4-1/2" [114mm]
B: 3-1/4" [84mm]
C: 1/2" [13mm]
D: 6-1/8" [156mm]

Compatible with Eaton's Crouse-Hinds Junction Box (Order Separately)

TP316
For non-metallic (NM) cable 4" x 4" x 2-1/8"
[102mm x 102mm x 54mm]

TP317
For metal clad cable 4" x 4" x 2-1/8"
[102mm x 102mm x 54mm]

- **TP316** - for non-metallic (NM) cable
- **TP317** - for metal clad cable
- UL Listed
- Suitable for two-hour fire-rated ANSI/UL 263 when properly installed in a fire-rated ceiling or wall
- Refer to www.crouse-hinds.com

H4 LED Series Housing

H457ICAT1E

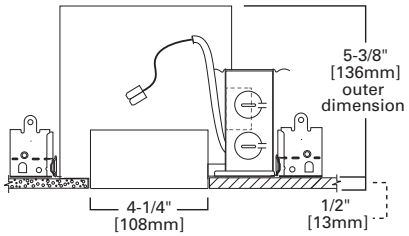

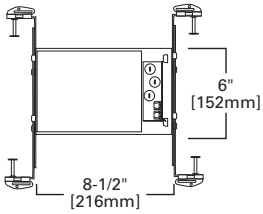

H457ICAT1E

4" IC, Air-Tite, Shallow New Construction, LED Housing

The Halo H4 LED is a family of 4" aperture recessed downlight H457 series of housings designed for exclusive use with Halo EL406, ELG406, ELSG406 series LED light engines and compatible 4" TL4 and TLS4 LED trims. Halo H4 LED housings have LED drivers that offer dimming as a standard feature. This is an insulated ceiling* Air-Tite™ housing offering 120 volt dimming capability. The H4 LED series offers high quality downlighting along with high efficacy – the result being great lighting and significant energy savings.

Special Features

- Got Nail!™ bar hangers
- Pass-N-Thru™ bars
- Slide-N-Side™ junction box
- Quick Connect™ push wire nuts
- Air-Tite™ code compliant

Compatible Light Engines

EL406927	ELG406927	ELSG406927
EL406930	ELG406930	ELSG406930
EL406935	ELG406935	ELSG406935
EL406940	ELG406940	ELSG406940

Compatible Trims

TL402	TL409	TL411
TL403	TL410	TL422
TL408		

Features

Housing

- Enclosure of formed aluminum construction
- Openings are gasketed Air-Tite
- Designed for insulated ceilings in direct contact with insulation* (May also be installed in non-insulated ceilings)

Plaster Frame

- Galvanized steel die-formed construction
- The collar can be removed from plaster frame to provide access to the junction box
- Collar adjusts for ceilings up to 1-1/4" thick
- Plaster frame features include:
  - Patented regressed locking screw positioned for securing hanger bars from below the ceiling
  - Cutouts for easily crimping hanger bars in position
  - Air-Tite aperture gasket is pre-installed
  - Halo identity embossed on plaster frame

Includes:

- Got Nail!™ bar hangers (Details Pg. 7)
- Pass-N-Thru™ bars (Details Pg. 7)
- Slide-N-Side™ junction box wire traps (Details Pg. 7)
- Quick Connect™ push wire nuts (Details Pg. 7)
- Air-Tite™ code compliant (Details Pg. 7)

LED Light Engine Connection

- LED connector is a non-screw base connector offering easy installation with the H4 LED EL406, ELG406, ELSG406 series LED light engines
- This non-screw base connection preserves the high efficacy rating and prevents use of low efficacy sources (see LED module specification)

LED Driver

- LED dimmable driver mounts in the junction box.
- Driver is a 120 volt, high efficiency, electronic power supply providing low voltage power to EL series LED light engines
- Driver meets FCC EMI/RFI consumer level limits for use in residential and commercial installations
- Driver features high power factor and low THD and has integral thermal protection in the event of over temperature or internal failure
- If dimming is not required the fixture can be operated from a standard wall switch

Dimming

- Designed for continuous dimming capability to nominally 5% with many 120V Leading Edge (LE) and Trailing Edge (TE) phase control dimmers. Dimmers with low end trim adjustment offer greater assurance of achieving 5% level.
- Consult dimmer manufacturer for compatibility and conditions of use (Note, some dimmers require a neutral in the wallbox)

Compliance

- cULus Listed 1598 luminaire
- cULus Listed for damp location
- cULus Listed for wet location, covered ceiling, with select trims
- cULus Listed for direct contact with insulation* and combustible material
- Use with designated HALO LED systems for ENERGY STAR® certification
- Can be used for State of California Title 24 high efficacy luminaire compliance with EL series LED light engines
- Can be used for International Energy Conservation Code (IECC) high efficacy luminaire compliance
- Air-Tite code compliant. Certified under ASTM E283; not exceeding 2.0 cfm (0.944 L/s) air leakage rate tested at a 1.57 psf (75 Pa) pressure differential

*Not to be used in direct contact with spray foam insulation (consult NEMA LSD57-2013)

H457ICAT1E Energy Data

H4 Series LED (Values at non-dimming line voltage)
Minimum Starting Temp: -30°C (-22°F)
EMI/RFI: FCC Title 47 CFR, Part 18, (Consumer)
Sound Rating: Class A standards
Input Voltage: 120V
Power Factor: >0.90
Input Frequency: 50/60Hz
THD: <20%
Input Power: 13W
Input Current: 121mA
Driver Compliance: UL6950, LPS rated

H4 LED Lighting System

A LED Housing

B LED Light Engine

C LED Trim

OR

B C LED Adjustable Gimbal and Light Engine

Specifications, compliances and dimensions subject to change without notice

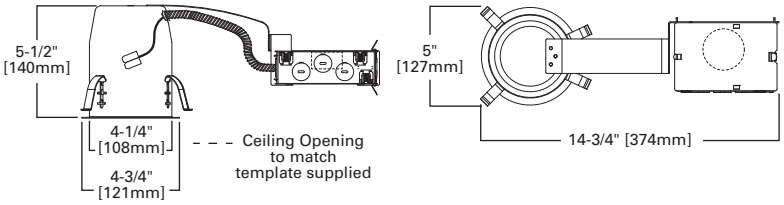

H457RICAT1E

4" IC, Air-Tite, Shallow Remodel, LED Housing

The Halo H4 LED is a family of 4" aperture recessed downlight H457 series of housings designed for exclusive use with Halo EL406, ELG406, ELSG406 series LED light engines and compatible TL4 and TLS4 LED trims. Halo H4 LED housings have LED drivers that offer dimming as a standard feature. This is an insulated ceiling*, Air-Tite™, remodel housing offering 120 Volt dimming capability. The H4 LED series offers high quality downlighting along with high efficacy – the result being great lighting and significant energy savings.

Special Features

Slide-N-Side™ junction box
Quick Connect™ push wire nuts
Air-Tite™ code compliant

Compatible Light Engines

EL406927	ELG406927	ELSG406927
EL406930	ELG406930	ELSG406930
EL406935	ELG406935	ELSG406935
EL406940	ELG406940	ELSG406940

Compatible Trims

TL402	TL409	TL411
TL403	TL410	TL422
TL408		

Features

Housing
Single wall formed aluminum construction. Openings are gasketed for Air-Tite installation. 5-1/2" height allows use in shallow joist construction. Air-Tite aperture gasket is pre-installed.

Remodel Arm
Spring steel construction designed for ease of installation and ceiling support of LED driver

Remodel Springs
Four remodel clips secure housing and accommodate 1/2" and 5/8" ceiling material

Includes:
- Slide-N-Side™ junction box wire traps (Details Pg. 7)
- Air-Tite™ code compliant (Details Pg. 7)
- Quick Connect™ push wire nuts (Details Pg. 7)

LED Light Engine Connection
- LED connector is a non-screw base connector offering easy installation with the H4 LED EL406, ELG406, ELSG406 series LED light engines
- This non-screw base connection preserves the high efficacy rating and prevents use of low efficacy sources (See LED module specification)

LED Driver
- LED dimmable driver mounts in the junction box
- Driver is a 120 Volt, high efficiency, electronic power supply providing low voltage power to EL series LED light engines
- Driver meets FCC EMI/RFI consumer level limits for use in residential and commercial installations
- Driver features high power factor and low THD and has integral thermal protection in the event of over temperature or internal failure
- If dimming is not required the fixture an be operated from a standard wall switch

Dimming
- Designed for continuous dimming capability to nominally 5% with many 120V Leading Edge (LE) and Trailing Edge (TE) phase control dimmers. Dimmers with low end trim adjustment offer greater assurance of achieving 5% level.
- Consult dimmer manufacturer for compatibility and conditions of use (Note, some dimmers require a neutral in the wallbox)

Compliance
- cULus Listed 1598 luminaire
- cULus Listed for damp location
- cULus Listed for wet location, covered ceiling, with select trims
- cULus Listed for direct contact with insulation and combustible material
- Use with designated HALO LED systems for ENERGY STAR® certification
- Can be used for State of California Title 24 high efficacy luminaire compliance with EL series LED light engines
- Can be used for International Energy Conservation Code (IECC) high efficacy luminaire compliance
- Air-Tite code compliant. Certified under ASTM E283; not exceeding 2.0 cfm (0.944 L/s) air leakage rate tested at a 1.57 psf (75 Pa) pressure differential.

*Not to be used in direct contact with spray foam insulation (consult NEMA LSD57-2013)

H457RICAT1E Energy Data

H4 Series LED (Values at non-dimming line voltage)
Minimum Starting Temp: -30°C (-22°F)
EMI/RFI: FCC Title 47 CFR, Part 18, (Consumer)
Sound Rating: Class A standards
Input Voltage: 120V
Power Factor: >0.90
Input Frequency: 50/60Hz
THD: <20%
Input Power: 13W
Input Current: 120mA
Driver Compliance: UL8750, Class II rated

H4 LED Lighting System

A LED Housing

B LED Light Engine

C LED Trim

OR

B C LED Adjustable Gimbal and Light Engine

H4 LED Series Housing

H457TATE010

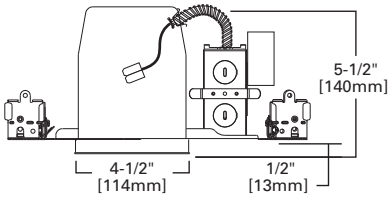

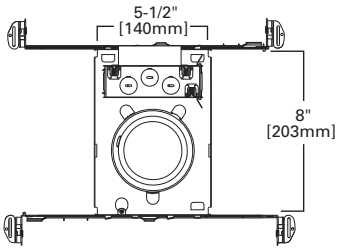

H457TATE010

4" Non-IC, Shallow New Construction, Dimmable LED Housing

The Halo H4 LED is a family of 4" aperture recessed downlight H457 series of housings designed for exclusive use with Halo EL406, ELG406, ELSG406 series LED light engines and compatible 4" TL4 and TLS4 LED trims. Halo H4 LED housings have integral LED drivers that offer dimming as a standard feature.
This is a Non-IC, Air-Tite™ housing for non-insulated ceiling installations, universal voltage 120V-277V input, and dimming with either 120V phase control dimmers, or 0-10V DC control systems. The H4 LED series offers high quality downlighting along with high efficacy – the result being great lighting and significant energy savings.

Special Features

Got Nail!™ bar hangers
Pass-N-Thru™ bars
Slide-N-Side™ junction box
Quick Connect™ push wire nuts
Air-Tite™ code compliant

Compatible Light Engines

EL406927	ELG406927	ELSG406927
EL406930	ELG406930	ELSG406930
EL406935	ELG406935	ELSG406935
EL406940	ELG406940	ELSG406940

Compatible Trims

TL402	TL409	TL411
TL403	TL410	TL422
TL408		

Features

Housing
- Single wall die-formed construction
- Openings are gasketed

Plaster Frame
- Galvanized steel die-formed construction
- Housing can be removed from plaster frame for access to junction box
- Housing adjusts for ceilings up to 1" thickness
- Plaster frame features include:
  - Patented regressed locking screw positioned for securing hanger bars from below the ceiling
  - Cutouts for easily crimping hanger bars in position
  - Air-Tite aperture gasket is pre-installed
  - Halo identity embossed on plaster frame

Includes:
- Got Nail!™ bar hangers (Details Pg. 7)
- Pass-N-Thru™ bars (Details Pg. 7)
- Slide-N-Side™ junction box wire traps (Details Pg. 7)
- Quick Connect™ push wire nuts (Details Pg. 7)
- Air-Tite™ code compliant (Details Pg. 7)

LED Light Engine Connection
- LED connector is a non-screw base connector offering easy installation with the H4 LED EL406, ELG406, ELSG406 series LED light engines
- This non-screw base connection preserves the high efficacy rating and prevents use of low efficacy sources (See LED module specification)

LED Driver
- LED dimmable driver mounts to the housing junction box
- Driver is a 120V-277V universal voltage, high efficiency, electronic power supply providing low voltage power to EL series LED light engines
- Driver meets FCC EMI/RFI consumer level limits for use in residential and commercial installations
- Driver features high power factor and low THD, and has integral thermal protection in the event of over temperature or internal failure
- If dimming is not required the fixture can be operated from a standard wall switch

Dimming - Phase Control
Designed for continuous dimming to nominally 5% with many 120V Leading Edge (LE) and Trailing Edge (TE) phase control dimmers. Dimming to 5% is best assured using dimmers with low end trim adjustment. Consult dimmer manufacturer for compatibility and conditions of use. (Note, some dimmers require a neutral in the wallbox)

Dimming - 0-10V
- Dimmable to 10% with compatible 0-10V DC low voltage dimmers
- 0-10V DC dimmers operate using two low voltage dimming wires (color coded violet and gray). The low voltage dimming wires are separate from the 120V AC or 277V AC power.
- Switching on/off is controlled via the line voltage (120V AC or 277V AC) power, and dimming is controlled via the 2-wire 0-10V DC low voltage wiring

Compliance
- cULus Listed 1598 luminaire
- cULus Listed for damp location
- cULus Listed for wet location, covered ceiling, with select trims
- For non-insulated ceilings. If ceiling insulation is present, it must be kept 3 inches from all sides of housing.
- Use with designated HALO LED systems for ENERGY STAR® certification
- Can be used to comply with State of California Title 24 non-residential lighting controls requirements as part of an LED luminaire
- Air-Tite code compliant. Certified under ASTM E283; not exceeding 2.0 cfm (0.944 L/s) air leakage rate tested at a 1.57 psf (75 Pa) pressure differential

H457TATE010 Energy Data

H4 Series LED (Values at non-dimming line voltage)
Minimum Starting Temp: -30°C (-22°F)
EMI/RFI: FCC Title 47 CFR, Part 18, (Consumer)
Sound Rating: Class A standards
Input Voltage: 120V-277V
Power Factor: >0.90
Input Frequency: 50/60Hz
THD: <25%
Input Power: 13W
Input Current: 121mA
Driver Compliance: UL8750, Class II rated

H4 LED Lighting System

A LED Housing

B LED Light Engine

C LED Trim

OR

B C LED Adjustable Gimbal and Light Engine

Specifications, compliances and dimensions subject to change without notice

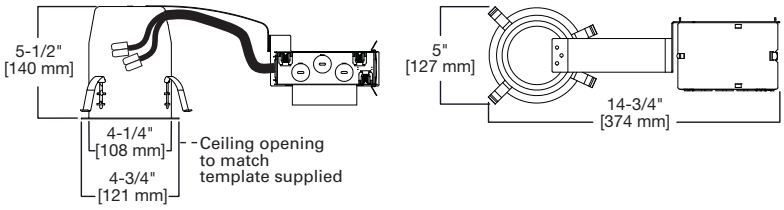

H457RTATE010

4" Non-IC, Shallow Remodel, Dimmable LED Housing

The Halo H4 LED is a family of 4" aperture recessed downlight H457 series of housings designed for exclusive use with Halo EL406, ELG406, ELSG406 series LED light engines and compatible 4" TL4 and TLS4 LED trims. Halo H4 LED housings have integral LED drivers that offer dimming as a standard feature. This is a Non-IC, Air-Tite™ remodel housing designed for non-insulated ceiling installations, universal voltage 120V-277V input, and dimming with either 120V phase control dimmers, or 0-10V DC control systems. The H4 LED series offers high quality downlighting along with high efficacy – the result being great lighting and significant energy savings.

Can be used for T24 California Title 24 High Efficacy Compliance

RoHS Compliant

c UL us LISTED

air-tite

Special Features

Slide-N-Side™ junction box
Quick Connect™ push wire nuts
Air-Tite™ code compliant

Compatible Light Engines

EL406927	ELG406927	ELSG406927
EL406930	ELG406930	ELSG406930
EL406935	ELG406935	ELSG406935
EL406940	ELG406940	ELSG406940

Compatible Trims

TL402	TL409	TL411
TL403	TL410	TL422
TL408		

Features

Housing
Single wall aluminum housing. Openings are gasketed for Air-Tite installation. 5-1/2" height allows use in shallow joist construction. Air-Tite aperture gasket is pre-installed.

Remodel Arm
Spring steel construction designed for ease of installation and ceiling support of LED driver

Remodel Springs
Four remodel clips secure housing and accommodate 1/2" and 5/8" ceiling material

Includes:
- Air-Tite™ code compliant (Details Pg. 7)
- Slide-N-Side™ junction box wire traps (Details Pg. 7)
- Quick Connect™ push wire nuts (Details Pg. 7)

LED Light Engine Connection
- LED connector is a non-screw base connector offering easy installation with the H4 LED EL406, ELG406, ELSG406 series LED light engines
- This non-screw base connection preserves the high efficacy rating and prevents use of low efficacy sources (See LED module specification)

LED Driver
- LED dimmable driver mounts to the housing junction box
- Driver is a 120V-277V universal voltage, high efficiency, electronic power supply providing low voltage power to EL series LED light engines
- Driver meets FCC EMI/RFI consumer level limits for use in residential and commercial installations
- Driver features high power factor and low THD and has integral thermal protection in the event of over temperature or internal failure
- If dimming is not required the fixture can be operated from a standard wall switch

Dimming - Phase Control
Designed for continuous dimming to nominally 5% with many 120V Leading Edge (LE) and Trailing Edge (TE) phase control dimmers. Dimming to 5% is best assured using dimmers with low end trim adjustment. Consult dimmer manufacturer for compatibility and conditions of use. (Note, some dimmers require a neutral in the wallbox)

Dimming - 0-10V
- Dimmable to 10% with compatible 0-10V DC low voltage dimmers
- 0-10V DC dimmers operate using two low voltage dimming wires (color coded violet and gray). The low voltage dimming wires are separate from the 120V AC or 277V AC power.
- Switching on/off is controlled via the line voltage (120V AC or 277V AC) power, and dimming is controlled via the 2-wire 0-10V DC low voltage wiring

Compliance
- cULus Listed 1598 luminaire
- cULus Listed for damp location
- cULus Listed for wet location, covered ceiling, with select trims
- Air-Tite code compliant. Certified under ASTM E283; not exceeding 2.0 cfm (0.944 L/s) air leakage rate tested at a 1.57 psf (75 Pa) pressure differential
- Use with designated HALO LED systems for ENERGY STAR® certification
- Can be used to comply with State of California Title 24 non-residential lighting controls requirements as part of an LED luminaire
- For non-insulated ceilings. If ceiling insulation is present, it must be kept 3 inches from all sides of housing.

H457RTATE010 Energy Data

H4 Series LED (Values at non-dimming line voltage)
Minimum Starting Temp: -30°C (-22°F)
EMI/RFI: FCC Title 47 CFR, Part 15, (Consumer)
Sound Rating: Class A standards
Input Voltage: 120V-277V
Power Factor: >0.90
Input Frequency: 50/60Hz
THD: <25%
Input Power: 13W
Input Current: 121mA
Driver Compliance: UL8750, Class II rated

H4 LED Lighting System

A LED Housing

B LED Light Engine

C LED Trim

OR

B C LED Adjustable Gimbal and Light Engine

4 INCH H4 LED Series Housing

H457TCPE010

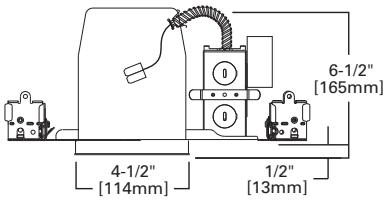

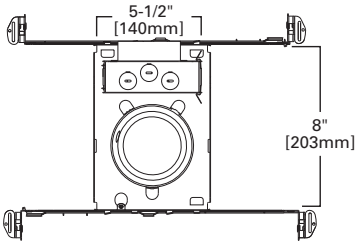

H457TCPE010

4" Non-IC, New Construction, Dimmable LED Housing, Chicago Plenum

The Halo H4 LED is a family of 4" aperture recessed downlight H457 series of housings designed for exclusive use with Halo EL406, ELG406, ELSG406 series LED light engines and compatible 4" TL4 and TLS4 LED trims. Halo H4 LED housings have integral LED drivers that offer dimming as a standard feature. This is a Non-IC, Air-Tite™ housing for non-insulated Chicago Plenum rated installations, universal voltage 120V-277V input, and dimming with either 120V phase control dimmers, or 0-10V DC control systems. The H4 LED series offers high quality downlighting along with high efficacy – the result being great lighting and significant energy savings.

Special Features

Got Nail!™ bar hangers
Pass-N-Thru™ bars
Quick Connect™ push wire nuts
Air-Tite™ code compliant

Compatible Light Engines

EL406927	ELG406927	ELSG406927
EL406930	ELG406930	ELSG406930
EL406935	ELG406935	ELSG406935
EL406940	ELG406940	ELSG406940

Compatible Trims

TL402	TL409	TL411
TL403	TL410	TL422
TL408		

Features

Housing

- Single wall die-formed construction
- Constructed and gasketed to meet Chicago CCEA requirements
- Sealed flex connection from junction box to housing for Chicago Plenum rating
- Openings are gasketed for Air-Tite installation (in Non-IC ceilings)

Plaster Frame

- Galvanized steel die-formed construction
- Housing can be removed from plaster frame for access to junction box
- Housing adjusts for ceilings up to 1-1/4" thickness
- Plaster frame features include:
  - Patented regressed locking screw positioned for securing hanger bars from below the ceiling
  - Cutouts for easily crimping hanger bars in position
  - Air-Tite aperture gasket is pre-installed
- Halo identity embossed on plaster frame

Includes:

- Got Nail!™ bar hangers (Details Pg. 7)
- Pass-N-Thru™ bars (Details Pg. 7)
- Quick Connect™ push wire nuts (Details Pg. 7)
- Air-Tite™ code compliant (Details Pg. 7)

LED Light Engine Connection

- LED connector is a non-screw base connector offering easy installation with the H4 LED 2nd generation EL406, ELG406, ELSG406 series LED light engines
- This non-screw base connection preserves the high efficacy rating and prevents use of low efficacy sources (See LED module specification)

LED Driver

- LED dimmable driver mounts to the housing junction box
- Driver is a 120V-277V universal voltage, high efficiency, electronic power supply providing low voltage power to EL series LED light engines
- Driver meets FCC EMI/RFI consumer level limits for use in residential and commercial installations
- Driver features high power factor and low THD and has integral thermal protection in the event of over temperature or internal failure
- If dimming is not required the fixture can be operated from a standard wall switch

Dimming - Phase Control

Designed for continuous dimming to nominally 5% with many 120V Leading Edge (LE) and Trailing Edge (TE) phase control dimmers. Dimming to 5% is best assured using dimmers with low end trim adjustment. Consult dimmer manufacturer for compatibility and conditions of use. (Note, some dimmers require a neutral in the wallbox)

Dimming - 0-10V

- Dimmable to 10% with compatible 0-10V DC low voltage dimmers
- 0-10V DC dimmers operate using two low voltage dimming wires (color coded violet and gray). The low voltage dimming wires are separate from the 120V AC or 277V AC power.
- Switching on/off is controlled via the line voltage (120V AC or 277V AC) power, and dimming is controlled via the 2-wire 0-10V DC low voltage wiring

Compliance

- cULus Listed 1598 luminaire
- cULus Listed for damp location
- cULus Listed for wet location, covered ceiling, with select trims
- Meets City of Chicago Plenum requirements
- For non-insulated ceilings. If ceiling insulation is present, it must be kept 3 inches from all sides of housing
- Use with designated HALO LED systems for ENERGY STAR® certification
- Air-Tite code compliant. Certified under ASTM E283; not exceeding 2.0 cfm (0.944 L/s) air leakage rate tested at a 1.57 psf (75 Pa) pressure differential
- Can be used to comply with The State of California Title 24 non residential lighting controls as part of an LED luminaire

H457TCPE010 Energy Data

H4 Series LED (Values at non-dimming line voltage)
Minimum Starting Temp: -30°C (-22°F)
EMI/RFI: FCC Title 47 CFR, Part 18, (Consumer)
Sound Rating: Class A standards
Input Voltage: 120V-277V
Power Factor: >0.90
Input Frequency: 50/60Hz
THD: <25%
Input Power: 13W
Input Current: 121mA
Driver Compliance: UL8750, Class II rated

H4 LED Lighting System

A LED Housing

B LED Light Engine

C LED Trim

OR

B C LED Adjustable Gimbal and Light Engine

Specifications, compliances and dimensions subject to change without notice

H4 LED Series Light Engine

EL4069xx

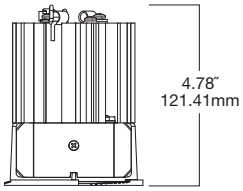

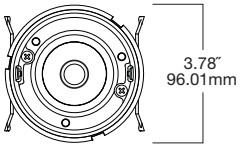

EL4069xx

4" LED Light Engine

The Halo H4 LED is a family of 4" aperture recessed downlights with H457 series housings designed for use with Halo EL406 series LED light engines and compatible TL4 and TLS4 series LED trims. Halo H4 LED is a three part system: EL406 light engines, with TL4/TLS4 trims and H457 housings. H4 LED features 90 CRI color rendering index and offers a superior optical design that yields productive beam lumens, good cutoff and low glare.

Compatible Housings

H457ICAT1E	H457TATE010	
H457RICAT1E	H457RTATE010	
	H457TCPE010	

Compatible Trims

TL402	TL409	TL411
TL403	TL410	TL422
TL408		

Features

Upper Heat Sink
- Durable extruded aluminum construction
- Conducts heat away from the LED keeping the junction temperatures below specified maximums, even when installed in insulated ceilings

Lower Heat Sink
- Durable die-cast aluminum construction
- Precision keyed flange designed to lock with matching keyed slots in H4 trim rings
- Works in conjunction with the upper heat sink for heat conduction away from the LED

Friction Blades:
- Precision formed stainless steel spring blades provide retention of the EL406 series of light engines in the H457 series housings
- Friction blade design allows the light engine to be installed in any position within the housing aperture (360 degrees)

LED Connection
- LED connector is non-screw base offering easy installation with the H457 series housings
- LED connector is compliant with high efficacy luminaire code requirements as a non-screw base socket
- Separate grounding cable included on the module for attachment to the housing during installation

Color Specification & Quality Standards
- Halo employs a tight chromaticity specification and LED color binning process to ensure LED color uniformity, sustainable Color Rendering Index (CRI) and Correlated Color Temperature (CCT) consistency over the useful life of the LED
- Halo H4 LED chromaticity specification is 3 SDCM which exceeds ENERGY STAR® color standards (as per ANSI 78.377)
- Every Halo LED module is quality tested and performance measured on the production line, and serialized to register lumens, wattage, CRI and CCT
- Halo LED's serialized testing and measurement process further ensures color and lumen consistency to meet stringent EATON lighting specifications and exceed ENERGY STAR® and State of California standards

LED
- Correlated Color Temperature (CCT): 2700ºK, 3000ºK, 3500ºK, 4000ºK*
- Color Rendering Index (CRI): 90 (R9 > 50)
- LED package consisting of an engineered array of multiple LEDs to create one virtual source, for a productive "cone of light"
- Lumen maintenance L70 at 50,000 hours
- 450-900 lumens, range dependent on CCT and trim*
- Designed for interchangeable trim choices, with selection from multiple reflector, baffle, and lens trim options

Compliance
- Use with designated HALO LED systems for ENERGY STAR® certification
- Can be used to comply with California Title 24 high efficacy requirements. Title 20 Certified for residential compliance.
- International Energy Conservation Code – IECC high efficacy requirements when used with designated LED trims
- LED emits no ultraviolet and only minimal infrared wavelengths
- RoHS compliant
- Wet location listed, protected ceiling with H4 lensed downlight trims
- Electrical/energy data - refer to H457 housings (LED driver is integral to housing)

Selection of Light Engine

Model Number	Nominal CCT
EL406927	2700
EL406930	3000
EL406935	3500
EL406940	4000

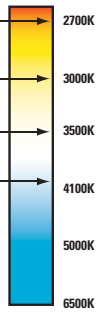

*Trim type and color temperature determines the delivered lumen value. Refer to specification sheets and photometric files at www.eaton.com/lighting

H4 LED Lighting System

A LED Housing

B LED Light Engine

C LED Trim

H4 LED Series Trims

Use with EL4069xx Light Engines

TL402 Solite® Regressed Lens Reflector

- Precision formed aluminum reflector
- Die cast trim ring
- Standard trim ring provides clearance for remodeler flange and gasket
- Trim and gasket provides Air-Tite™ installation
- Solite® lens high-clarity low-iron glass for high-lumen transmission and diffusion of source brightness
- Wet location listed, covered ceilings
- Compatible with optional TL400 designer trim rings

TL402SCS
Specular Clear Reflector, White Trim

TL402SBKS
Specular Black Reflector, White Trim

TL402HS
Haze Reflector, White Trim

TL402WHS
White Reflector, White Trim

TL402SNS
Satin Nickel Reflector, Satin Nickel Trim

TL402TBZS
Tuscan Bronze Reflector, Tuscan Bronze Trim

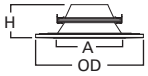

Dimensions**
A: 3-3/8" [86mm]
H: 1-3/4" [43mm]
OD: 5" [129mm]

TL403 Solite® Regressed Lens Baffle

- Precision formed aluminum baffle
- Die cast trim ring
- Standard trim ring provides clearance for remodeler flange and gasket
- Trim and gasket provides Air-Tite™ installation
- Solite® lens high-clarity low-iron glass for high-lumen transmission and diffusion of source brightness
- Wet location listed, covered ceilings
- Compatible with optional TL400 designer trim rings

TL403WBS
White Baffle, White Trim

TL403BBS
Black Baffle, White Trim

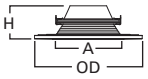

Dimensions**
A: 3-3/8" [86mm]
H: 1-3/4" [43mm]
OD: 5" [129mm]

TL408 Solite® Square Glass Lens Baffle

- Precision formed aluminum baffle
- Die cast trim ring
- Standard trim ring provides clearance for remodeler flange and gasket
- Trim and gasket provides Air-Tite™ installation
- Solite® lens high-clarity low-iron glass for high-lumen transmission and diffusion of source brightness
- Wet location listed, covered ceilings

TL408WHWB
White Baffle, White Trim

TL408WHBB
Black Baffle, White Trim

TL408SNBB
Black Baffle, Satin Nickel Trim

TL408TBZBB
Black Baffle, Tuscan Bronze Trim

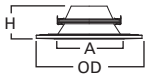

Dimensions**
A: 3-3/8" [86mm]
H: 1-3/4" [43mm]
OD: 5" [129mm]

TL409 Wall Wash Reflector with Diffuse Dome Lens

- Precision formed aluminum reflector
- Die cast trim ring
- Standard trim ring provides clearance for remodeler flange and gasket
- Polymer (plastic) diffusing dome lens
- Wet location listed, covered ceilings
- Trim and gasket provides Air-Tite™ installation
- Compatible with optional TL400 designer trim rings
- High-reflectance, specular wall wash kick reflector

TL409 WW
Semi-Specular Clear Reflector, White Trim Specular Kick Reflector

TL409WH WW
White Reflector, White Trim Specular Kick Reflector

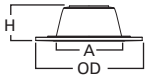

Dimensions**
A: 3-3/8" [86mm]
H: 1-3/4" [43mm]
OD: 5" [129mm]

Solite® is a registered trademark of AGC Flat Glass North America

****Key: A:** Luminous Aperture, **H:** Height, **OD:** Trim Outside Diameter

Specifications, compliances and dimensions subject to change without notice

TL410 Deep Regressed Reflector with Diffuse Dome Lens

- Precision formed aluminum reflector
- Die cast trim ring
- Standard trim ring provides clearance for remodeler flange and gasket
- Trim and gasket provides Air-Tite™ installation
- Polymer (plastic) diffusing dome lens
- Wet location listed, covered ceilings
- Compatible with optional TL400 designer trim rings

TL410SC
Specular Clear Reflector, White Trim

TL410H
Haze Reflector, White Trim

TL410WH
White Reflector, White Trim

TL410SBK
Specular Black Reflector, White Trim

TL410SN
Satin Nickel Reflector, Satin Nickel Trim

TL410TBZ
Tuscan Bronze Reflector, Tuscan Bronze Trim

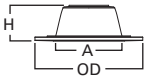

Dimensions**
A: 3-3/8" [86mm]
H: 1-3/4" [43mm]
OD: 5" [129mm]

TL411 Deep Regressed Baffle Trims with Diffuse Dome Lens

- Precision formed aluminum baffle
- Die cast trim ring
- Standard trim ring provides clearance for remodeler flange and gasket
- Trim and gasket provides Air-Tite™ installation
- Polymer (plastic) diffusing dome lens
- Wet location listed, covered ceilings
- Compatible with optional TL400 designer trim rings

TL411WB
White Baffle, White Trim

TL411BB
Black Baffle, White Trim

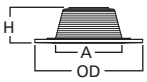

Dimensions**
A: 3-3/8" [86mm]
H: 1-3/4" [43mm]
OD: 5" [129mm]

TL422 "Dead-Front" Polymer Shower Baffle with Prismatic Lens

- Precision formed polymer (plastic) baffle and trim ring
- Prismatic, clear flat polymer (plastic) lens
- Standard trim ring provides clearance for remodeler flange and gasket
- Shower trim front is non-electrically conductive "dead-front"
- Trim and gasket provides Air-Tite™ installation
- Wet location listed, covered ceilings

TL422PS
White Plastic Baffle, Trim Ring and Prismatic Plastic Lens

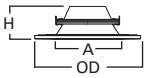

Dimensions**
A: 3-3/8" [86mm]
H: 1-3/4" [43mm]
OD: 5" [129mm]

TL400 Designer Trim Rings

- Optional accessory
- Replaces standard ring included with TL4 round trims
- Die cast trim ring
- Thin tapered profile provides subtle ceiling appearance (0.120" at OD and 0.180" at ID)

Compatibility

TL402	TL409	TL411
TL403	TL410	

TL400PC
Polished Chrome Trim

TL400SBK
Black Trim

TL400WH
White Trim Ring

TL400SN
Satin Nickel Trim Ring

TL400TBZ
Tuscan Bronze Trim

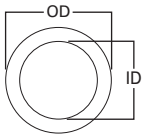

Dimensions**
ID: 3-3/8" [86mm]
OD: 5-1/8" [130mm]

****Key: A:** Luminous Aperture, **H:** Height, **ID:** Trim Inside Diameter, **OD:** Trim Outside Diameter

H4 LED Series Adjustable/Light Engine

ELG4069xx & ELSG4069xx

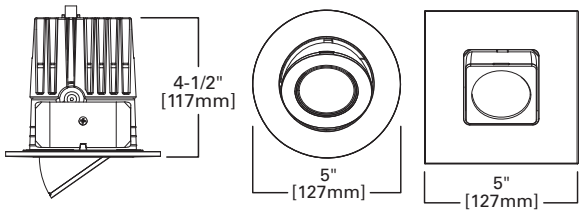

ELG4069xx **ELSG4069xx**

4" LED Gimbal, 2nd Generation

Halo H4 LED adjustable gimbals, ELG406 series, combine an adjustable gimbal trim and LED light engine for use with H457 series housings. The H4 LED adjustable gimbals feature 35° tilt and offer interchangeable optics with three beam distributions of 25°, 35°, and 50°. H4 LED offers 90 CRI color rendering index and four color temperatures 2700K, 3000K, 3500K, 4000K. Three high-quality trim finishes of white, satin nickel, and tuscan bronze are available. Halo LED offers high quality, fit, finish, and performance in an energy-efficient, high efficacy gimbal.

Compatible Housings

H457ICAT1E	H457TATE010
H457RICAT1E	H457RTATE010
	H457TCPE010

ENERGY STAR · Can be used for IECC International Energy Conservation Code High Efficacy Compliance · T24 Can be used to comply with California Title 24 High Efficacy requirements · T20 Certified to California Title 20 Appliance Database · RoHS Compliant · c UL us LISTED

Features

Upper Heat Sink
- Durable aluminum construction
- Conducts heat away from the LED keeping the junction temperatures below specified maximums, even when installed in insulated ceiling housings

Gimbal
- Precision designed fit and finish
- Die-cast aluminum with snap-in front loading ring allowing interchange of beam forming reflectors
- Gimbal front ring holds one lens media. Clear glass lens is included. Optional lens media such as L111 soft focus may be used in place of clear glass lens.
- 35° tilt adjustment with friction fit to heat sink
- Smooth travel from nadir to 35°
- Works with the upper heat sink for thermal conduction away from the LED

Friction Blades:
- Precision formed stainless steel spring blades provide retention of the EL406 series of light engines in the H457 series housings
- Friction blade design allows the light engine to be installed in any position within the housing aperture (360 degrees)

LED Connection
- LED connector is non-screw base offering easy installation with the H457 series housings
- LED connector is compliant with high efficacy luminaire code requirements as a non-screw base socket
- Separate grounding cable included on the module for attachment to the housing during installation

Optics
- Three beam distribution options with interchangeable round beam forming reflectors
- Gimbal is supplied with 25° reflector pre-installed
- Reflector options: 25°, 35°, 50° beam angle order (TL412RK kit)
- Clear glass cover lens included with gimbal. One optional accessory lens may be used in place of clear lens.
- Reflector and lens are accessible behind the gimbal's snap-in front ring

Optical Accessory Reflector Kit – TL412RK
- Includes all three reflector options
  - 25° beam angle reflector (one included with gimbal)
  - 35° beam angle reflector
  - 50° beam angle reflector

Color Specification & Quality Standards
- LED is a chip on board design consisting of a multiple LED package with proximity phosphor coating to create one virtual white light source for a productive "cone of light"
- Halo employs a tight chromaticity specification and LED color binning process to ensure LED color uniformity, sustainable Color Rendering Index (CRI) and Correlated Color Temperature (CCT) consistency over the useful life of the LED
- Halo H4 LED chromaticity specification is 3 SDCM which exceeds ENERGY STAR® color standards (as per ANSI 78.377)
- Every Halo LED module is quality tested and performance measured on the production line, and then serialized to register lumens, wattage, CRI and CCT

LED
- Correlated Color Temperature (CCT): 2700°K, 3000°K, 3500°K, 4000°K*
- Color Rendering Index (CRI): 90 (R9 > 50)
- LED emits no ultraviolet and minimal infrared wavelengths
- 700-930 nominal lumens, dependent on CCT and trim*
- Lumen maintenance L70 at 50,000 hours

Compliance
- Use with designated HALO LED systems for ENERGY STAR® certification
- Can be used to comply with California Title 24 high efficacy requirements. Title 20 Certified for residential compliance.
- International Energy Conservation Code (IECC) high efficacy requirements when used with designated LED trims
- RoHS compliant
- Damp location listed with H457 LED housings
- Electrical/Energy Data refer to H457 LED housings (LED driver is integral to housing)

Selection of Gimbal Light Engine

Model Number	Nominal CCT
ELG406927 • ELSG406927	2700
ELG406930 • ELSG406930	3000
ELG406935 • ELSG406935	3500
ELG406940 • ELSG406940	4000

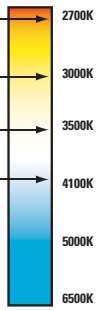

*Trim type and color temperature determines the delivered lumen value. Refer to specification sheets and photometric files at www.eaton.com/lighting

H4 LED Lighting System

A LED Housing

OR

B C LED Adjustable Gimbal and Light Engine

Specifications, compliances and dimensions subject to change without notice

E26 Screw Base
Housings & Trims

E26 Screw Base IC Housing

H99ICAT

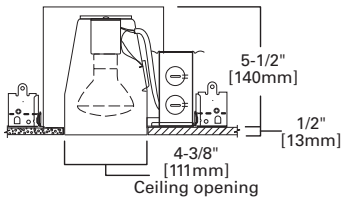

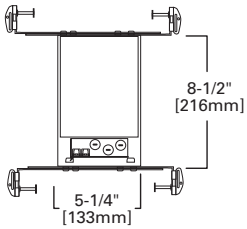

H99ICAT

4" IC, Air-Tite, Shallow New Construction Housing, 120V

The H99ICAT is an IC Air-Tite™ housing for accent, task, and general lighting. It is designed for use in insulated ceilings where it will be in direct contact with insulation*. Air-Tite™ housing designed to restrict air flow between conditioned spaces and unconditioned areas. May be retrofit with compatible Halo LED lighting systems.

Special Features

- Got Nail!™ bar hangers
- Pass-N-Thru™ bars
- Slide-N-Side™ junction box
- Quick Connect™ push wire nuts
- Air-Tite™ code compliant

Compatible Trims

945	953	998	4002	4013
951	993	999	4003	4055
952	996	4001	4010	

Features

Housing

- Outer Housing: aluminum construction helps dissipate heat
- Inner Housing: double wall aluminum construction helps dissipate heat
- The inner housing can be removed from plaster frame to provide access to the junction box
- For insulated ceilings in direct contact with insulation* (May also be installed in non-insulated ceilings)
- Inner housing adjusts for ceilings up to 1" thick

Plaster Frame

- Galvanized steel die-formed construction
- Plaster frame features include:
  - Patented regressed locking screw positioned for securing hanger bars from below the ceiling
  - Cutouts for easily crimping hanger bars in position
  - Air-Tite aperture gasket is pre-installed
  - Halo identity embossed on plaster frame

Includes:

- Got Nail!™ bar hangers (Details Pg. 7)
- Pass-N-Thru™ bars (Details Pg. 7)
- Slide-N-Side™ junction box wire traps (Details Pg. 7)
- Quick Connect™ push wire nuts (Details Pg. 7)
- Air-Tite™ code compliant (Details Pg. 7)

Socket

Fixed position porcelain socket with nickel plated brass screw shell provides consistent lamp positioning

Thermal Protector

Self resetting thermal protector deactivates fixture if overheating occurs due to improper lamping or misapplied insulation

Trims

Halo Fit-All concept offers multiple trim options in a variety of design styles, and functional beam distributions to control beam angle and lumen delivery in accommodating various lamp types

Compliance

- cULus Listed 1598 luminaire
- cULus Listed damp location
- cULus Listed for wet location, covered ceiling, with select trims
- cULus Listed for feed through
- cULus Listed for direct contact with insulation and combustible material*
- RoHS compliant
- Air-Tite code compliant. Certified under ASTM E283; not exceeding 2.0 cfm (0.944 L/s) air leakage rate tested at a 1.57 psf (75 Pa) pressure differential

*Not to be used in direct contact with spray foam insulation (consult NEMA LSD57-2013)

Specifications, compliances and dimensions subject to change without notice

E26 Screw Base IC Housing

E4ICATSB

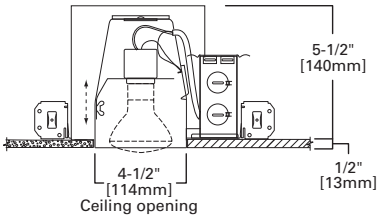

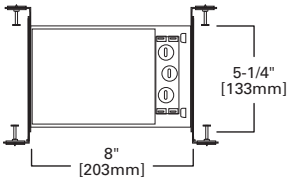

E4ICATSB

4" IC, Air-Tite, Shallow New Construction Housing, 120V

The E4ICATSB is an IC Air-Tite™ housing optimized and listed for EISA compliant tungsten-halogen lamps, CFL and LED lamps as well as incandescent. Housing features an adjustable socket bracket, and is suitable for residential or commercial applications. Installation in insulated ceilings* and non-insulated ceilings with Air-Tite code compliant construction. May be retrofit with compatible Halo LED lighting systems.

Special Features

All-Nail!™ bar hangers
Quick Connect™ push wire nuts
Air-Tite™ code compliant

Compatible Trims

945	953	996	999	4002	4010
952	993	998	4001	4003	4055

Features

Housing

- Outer Housing: aluminum construction
- Inner Housing: double wall aluminum construction helps dissipate heat
- The inner housing can be removed from the plaster frame to provide access to the junction box
- For insulated ceilings in direct contact with insulation* (May also be installed in non-insulated ceilings)
- Inner housing adjusts for ceilings up to 1" thick

Plaster Frame

- Plaster frame includes locking screw for hanger bars and cutouts for crimping hanger bars in position
- Air-Tite gasket is pre-installed

Junction Box

- Positioned to accommodate straight conduit runs
- Seven conduit knockouts are uniform 1/2" size with true pry-out slots
- Four pry-outs with integral strain relief simplify non-metallic (NM) sheathed cable installation
- Three quick connect wire connectors included

Includes:

- All-Nail!™ bar hangers (Details Pg. 11)
- Quick Connect™ push wire nuts (Details Pg. 7)
- Air-Tite™ code compliant (Details Pg. 7)

Socket

Adjustable position bracket with porcelain socket and nickel plated brass screw shell provides flexibility in lamp positioning

Thermal Protector

Self resetting thermal protector deactivates fixture if overheating occurs due to improper lamping or misapplied insulation

Trims

Halo Fit-All concept offers multiple trim options in a variety of design styles, and functional beam distributions to control beam angle and lumen delivery in accommodating various lamp types

Compliance

- cULus Listed 1598 luminaire
- cULus Listed damp location
- cULus Listed for wet location, covered ceiling, with select trims
- cULus Listed for direct contact with insulation and combustible material*
- RoHS compliant
- Air-Tite code compliant. Certified under ASTM E283; not exceeding 2.0 cfm (0.944 L/s) air leakage rate tested at a 1.57 psf (75 Pa) pressure differential

*Not to be used in direct contact with spray foam insulation (consult NEMA LSD57-2013)

E26 Screw Base Trims

IC Housings: H99ICAT • E4ICATSB

Reflectors

999 Precision Metal Reflector

- Precision die cast metal trim ring with metal reflector
- For general down lighting
- Friction clip retention

Housings	Max Lamp Compatibility
H99ICAT	40W A19, 50W PAR20, 40W R16, 50W R20
E4ICATSB	40W A19, 50W PAR20, 40W R16, 30 R20

Compatible with Halogen, Incandescent, LED* or CFL* lamps

999MB
Specular Black Reflector, White Trim

999RG
Residential Gold Reflector, White Trim

999P
Specular Clear Reflector, White Trim

999W
White Reflector, White Trim

999H
Haze Reflector, White Trim

999SN
Satin Nickel Reflector, Satin Nickel Trim

999TBZ
Tuscan Bronze Reflector, Tuscan Bronze Trim

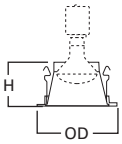

Dimensions**
H: 2-5/8" [67mm]
OD: 5" [129mm]

4003 Reflector

- Specular clear reflector
- Formed metal trim ring
- Friction clip retention

Housings	Max Lamp Compatibility
H99ICAT	40W A19, 35W PAR20, 50W PAR20, 40W R16, 50W R20
E4ICATSB	40W A19, 35W PAR20, 30W R20, 40W R16

Compatible with Halogen, Incandescent, LED* or CFL* lamps

4003
Specular Reflector, White Trim

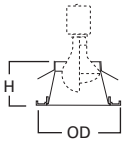

Dimensions**
H: 2-1/2" [63mm]
OD: 5" [129mm]

Baffles

953 Precision Metal Baffle

- Precision die cast metal trim ring with metal baffle
- For general down lighting
- Friction clip retention

Housings	Max Lamp Compatibility
H99ICAT	35W PAR20, 30W R20, (50W PAR20 with H1999 Socket Extender)
E4ICATSB	50W PAR20

Compatible with Halogen, Incandescent, LED* or CFL* lamps

953W
White Baffle, White Trim

953P
Black Baffle, White Trim

953SN
Satin Nickel Baffle, Satin Nickel Trim

953TBZ
Tuscan Bronze Baffle, Tuscan Bronze Trim

Accessory - H1999 (H99ICAT Only)

Socket Extender

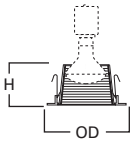

Dimensions**
H: 2-1/2" [63mm]
OD: 5" [129mm]

993 Coilex® Baffle

- Coilex® phenolic baffle
- Precision die cast metal trim ring
- For general down lighting
- Friction clip retention

Housings	Max Lamp Compatibility
H99ICAT	35W PAR20, 30W R20, (50W PAR20, 50W R20 with H1999 Socket Extender)
E4ICATSB	35W PAR20, 30W R20

Compatible with Halogen, Incandescent, LED* or CFL* lamps

993W
White Baffle, White Trim

993P
Black Baffle, White Trim

993SN
Black Baffle, Satin Nickel Trim

993TBZ
Black Baffle, Tuscan Bronze Trim

Accessory - H1999 (H99ICAT Only)

Socket Extender

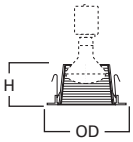

Dimensions**
H: 2-1/2" [63mm]
OD: 5" [129mm]

*UL1993 listed LED & CFL equivalent lamps permitted. Consult lamp manufacturer for conditions of use. Eaton does not warranty the lamp.
****Key: A:** Luminous Aperture, **H:** Height, **OD:** Trim Outside Diameter

Specifications, compliances and dimensions subject to change without notice

4001 Plastic Baffle

- Step plastic baffle
- Formed metal trim ring
- Friction clip retention

Housings	Max Lamp Compatibility
H99ICAT	35W PAR20, 50W R20, (50W PAR20, 50W R20 with H1999 Socket Extender)
E4ICATSB	35W PAR20, 30W R20

Compatible with Halogen, Incandescent, LED* or CFL* lamps

4001WB
White Baffle, White Trim

4001BB
Black Baffle, White Trim

Accessory - H1999 (H99ICAT Only)

Socket Extender

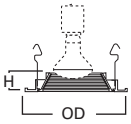

Dimensions**
H: 1-1/8" [28mm]
OD: 5" [129mm]

4010 Metal Baffle

- Metal baffle
- Formed metal trim ring
- Friction clip retention

Housings	Max Lamp Compatibility
H99ICAT	35W PAR20, 30W R20, (50W PAR20 with H1999 Socket Extender)
E4ICATSB	50W PAR20, 30W R20, 35W PAR20

Compatible with Halogen, Incandescent, LED* or CFL* lamps

4010WB
White Baffle, White Trim

4010BB
Black Baffle, White Trim

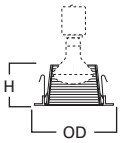

Dimensions**
H: 2-5/8" [67mm]
OD: 5" [129mm]

4013 Full Cone Metal Baffle, Self-flange

- Self-flange metal baffle
- Friction clip retention
- For use with H99 series housings only

Housings	Max Lamp Compatibility
H99ICAT	**4013WB:** 40W A19, 50W R20, 50W PAR20 **4013BB:** 45W R20, 50W PAR20

Compatible with Halogen, Incandescent, LED* or CFL* lamps

4013WB
White Baffle, White Trim

4013BB
Black Baffle, White Trim

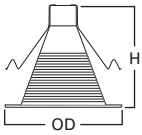

Dimensions**
H: 4-1/2" [114mm]
OD: 5" [129mm]

Adjustable – Eyeballs & Gimbals

996 Adjustable Eyeball – 15° Tilt

- Adjustable eyeball for use with PAR20 lamps only
- 15° tilt, 360° rotation
- Precision die metal cast trim ring
- Friction clip retention

Housings	Max Lamp Compatibility
H99ICAT	50W PAR20
E4ICATSB	

Compatible with Halogen, Incandescent, LED* or CFL* lamps

996P
White Eyeball, White Trim

996SN
Satin Nickel Eyeball,
Satin Nickel Trim

996TBZ
Tuscan Bronze Eyeball,
Tuscan Bronze Trim

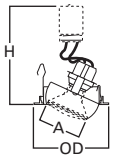

Dimensions**
A: 3-3/4" [94mm]
H: 3-1/2" [88mm]
OD: 5" [129mm]

998 Adjustable Eyeball – 30° Tilt

- Adjustable eyeball for PAR16 and R16 lamps only
- 30° tilt, 360° rotation
- Precision die metal cast trim ring
- Friction clip retention

Housings	Max Lamp Compatibility
H99ICAT	40W R16
E4ICATSB	40W R16, 45W PAR16

Compatible with Halogen, Incandescent, LED* or CFL* lamps

998P
White Eyeball, White Trim

998SN
Satin Nickel Eyeball,
Satin Nickel Trim

998TBZ
Tuscan Bronze Eyeball,
Tuscan Bronze Trim

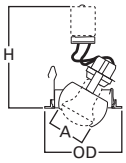

Dimensions**
A: 2-1/4" [56mm]
H: 3-1/4" [83mm]
OD: 5" [129mm]

*UL1993 listed LED & CFL equivalent lamps permitted. Consult lamp manufacturer for conditions of use. Eaton does not warranty the lamp.
****Key: A:** Luminous Aperture, **H:** Height, **OD:** Trim Outside Diameter

E26 Screw Base Trims

IC Housings: H99ICAT • E4ICATSB

4002 White Eyeball – 30° Tilt

- Adjustable eyeball for R16 and PAR16 lamps only
- Formed metal trim ring
- Friction clip retention

Housings	Max Lamp Compatibility
H99ICAT	40W R16
E4ICATSB	40W R16, 45W PAR16

Compatible with Halogen, Incandescent, LED* or CFL* lamps

4002
White Eyeball, White Trim



Dimensions**
A: 2-1/8" [54mm]
OD: 5" [129mm]

Lenses & Wet Location Showerlights

951 Prismatic Glass Lens with Full Cone Reflector

Showerlight

- Wet location listed for use as Showerlight
- Non-conductive, non-corrosive polymer trim
- Prismatic glass lens
- Full reflector for greatest light distribution
- Friction clip retention
- For use with H99 series housings only
- Shower trim front is non-electrically conductive "dead-front"

Housings	Max Lamp Compatibility
H99ICAT	35W PAR20, 30W R20, (50W PAR20 with H1999 Socket Extender)

Compatible with Halogen, Incandescent, LED* or CFL* lamps

951PS
Full Reflector and Glass Lens, White Trim

951SNS
Full Reflector and Glass Lens, Satin Nickel Trim

951TBZS
Full Reflector and Glass Lens, Tuscan Bronze Trim

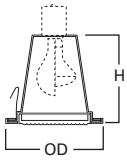

Dimensions**
H: 4-1/2" [114mm]
OD: 5" [129mm]

Accessory - H1999 (H99ICAT Only)

Socket Extender

952 Frosted Dome Lens with Cut-Cone Reflector

Showerlight

- Wet location listed for use as Showerlight
- Frosted glass dome shower light
- Non conductive, non corrosive polymer trim ring
- High wall coverage in showers and baths from dome lens
- Friction clip retention
- Shower trim front is non-electrically conductive "dead-front"

Housings	Max Lamp Compatibility
H99ICAT	35W PAR20, 30W R20, (50W PAR20 with H1999 Socket Extender)
E4ICATSB	35W PAR20, 30W R20

Compatible with Halogen, Incandescent, LED* or CFL* lamps

952PS
Dome Lens, White Trim

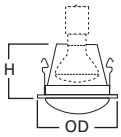

Dimensions**
H: 2-5/8" [66mm]
OD: 5" [129mm]

Accessory - H1999 (H99ICAT Only)

Socket Extender

4055 Prismatic Glass Lens with Cut-Cone Reflector

Showerlight

- Wet location listed for use as Showerlight
- Prismatic glass lens
- Friction clip retention
- Non conductive, non corrosive polymer trim ring
- Shower trim front is non-electrically conductive "dead-front"

Housings	Max Lamp Compatibility
H99ICAT	30W R20, 35W PAR20
E4ICATSB	

Compatible with Halogen, Incandescent, LED* or CFL* lamps

4055
Flat Glass Lens, White Trim

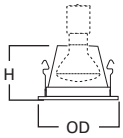

Dimensions**
H: 2-5/8" [67mm]
OD: 5" [129mm]

945 Metropolitan Ice Light

- Frosted glass trim in natural or blue
- For general down lighting
- Friction clip retention

Housings	Max Lamp Compatibility
H99ICAT	30W R20
E4ICATSB	35W PAR20, 30W R20

Compatible with Halogen, Incandescent, LED* or CFL* lamps

945
Frosted Glass

945B
Frosted Blue Glass

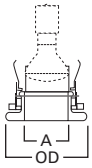

Dimensions**
H: 2-1/8" [54mm]
OD: 5" [129mm]

*UL1993 listed LED & CFL equivalent lamps permitted. Consult lamp manufacturer for conditions of use. Eaton does not warranty the lamp.
****Key: A:** Luminous Aperture, **H:** Height, **OD:** Trim Outside Diameter

Specifications, compliances and dimensions subject to change without notice

E26 Screw Base Non-IC Housing

H99TAT

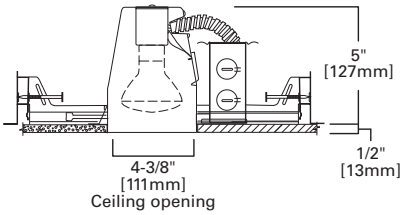

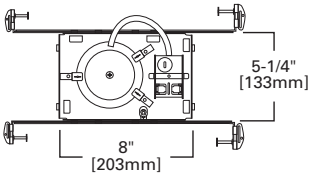

H99TAT

4" Non-IC, Air-Tite, Shallow New Construction Housing, 120V

The H99TAT is a Non-IC Air-Tite™ housing for providing accent, task, and general lighting. The H99T is designed for use in non-insulated ceiling but if insulation is present it MUST be kept 3" from all sides of the housing. Non-IC housing is Air-Tite™ code compliant. May be retrofit with compatible Halo LED lighting systems.

Special Features

- Got Nail!™ bar hangers
- Pass-N-Thru™ bars
- Slide-N-Side™ junction box
- Quick Connect™ push wire nuts
- Air-Tite™ code compliant

Compatible Trims

945	990	996	999	4002	4013
951	992	998	4001	4003	4055
953	993				

Features

Housing
Formed of CRS with white powder coat finish.
- Housing adjusts for ceilings up to 1" thick

Plaster Frame
Galvanized steel construction. The housing can be removed from plaster frame to provide access to the junction box. Plaster frame features include:
- Patented regressed locking screw positioned for securing hanger bars from below the ceiling
- Cutouts for easily crimping hanger bars in position
- Halo name embossed on plaster frame

Includes:
- Got Nail!™ bar hangers (Details Pg. 7)
- Pass-N-Thru™ bars (Details Pg. 7)
- Slide-N-Side™ junction box wire traps (Details Pg. 7)
- Quick Connect™ push wire nuts (Details Pg. 7)
- Air-Tite™ code compliant (Details Pg. 7)

Socket
Fixed position porcelain socket with nickel plated brass screw shell provides consistent lamp positioning

Thermal Protector
Self resetting thermal protector deactivates fixture if overheating occurs due to improper lamping or misapplied insulation

Trims
Halo Fit-All concept offers multiple trim options in a variety of design styles, and functional beam distributions to control beam angle and lumen delivery in accommodating various lamp types including Halogen, CFL and LED

Compliance
- cULus Listed 1598 luminaire
- cULus Listed damp location
- cULus Listed for wet location, covered ceiling, with select trims
- cULus Listed for feed through
- RoHS compliant
- Air-Tite code compliant. Certified under ASTM E283; not exceeding 2.0 cfm (0.944 L/s) air leakage rate tested at a 1.57 psf (75 Pa) pressure differential
- IP rated (Improper Lamp)

E26 Screw Base Non-IC Housing

H99RTAT

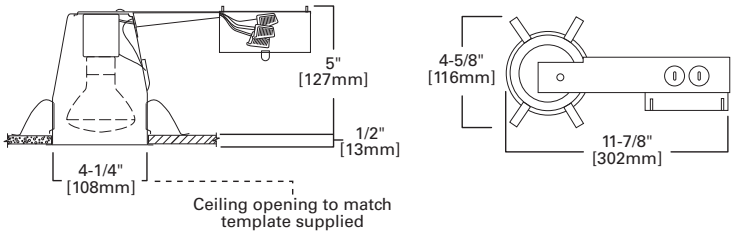

H99RTAT

4" Non-IC, Shallow Remodel Housing, 120V

The H99RTAT is a Non-IC Air-Tite™ housing for providing accent, task, and general lighting. The H99RTAT is designed for use in non-insulated existing ceilings. Non-IC housing is Air-Tite™ code compliant. If insulation is present it must be kept 3 inches away from all sides of housing. For installation from below the ceiling. May be retrofit with compatible Halo LED lighting systems.

Special Features

Quick Connect™ push wire nuts
Air-Tite™ code compliant

Compatible Trims

945	953	993	4001	4013
951	990	998	4002	4055
952	992	999	4003	

Features

Housing
- Formed of CRS with white powder coat finish
- For installation from below the finished ceiling

Remodel Clips
Four remodel clips secure housing and accommodates 1/2" and 5/8" ceiling materials

Junction Box
- Seven 1/2" trade size conduit knockouts with true pry-out slots
- Four pry-outs with integral strain relief for non-metallic (NM) sheathed cable

Includes:
- Quick Connect™ push wire nuts (Details Pg. 7)
- Air-Tite™ code compliant (Details Pg. 7)

Socket
Fixed position porcelain socket with nickel plated brass screw shell provides consistent lamp positioning

Thermal Protector
Self resetting thermal protector deactivates fixture if overheating occurs due to improper lamping or misapplied insulation

Trims
Halo Fit-All concept offers multiple trim options in a variety of design styles, and functional beam distributions to control beam angle and lumen delivery in accommodating various lamp types including Halogen, CFL and LED

Compliance
- cULus Listed 1598 luminaire
- cULus Listed damp location
- cULus Listed for wet location, covered ceiling,with select trims
- Air-Tite code compliant. Certified under ASTM E283; not exceeding 2.0 cfm (0.944 L/s) air leakage rate tested at a 1.57 psf (75 Pa) pressure differential
- RoHS compliant
- IP rated (Improper Lamp)

Specifications, compliances and dimensions subject to change without notice

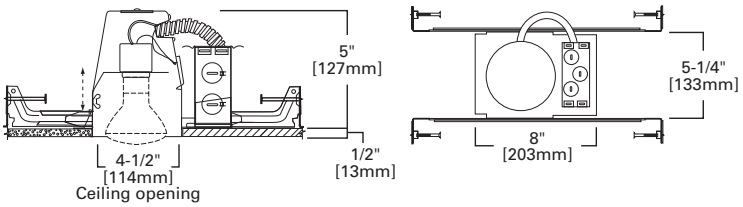

E4TATSB

4" Non-IC, Air-Tite, Shallow New Construction Housing, 120V

The E4TATSB is a Non-IC Air-Tite™ housing optimized and listed for EISA compliant tungsten-halogen lamps, CFL and LED lamps, as well as incandescent. Housing features an adjustable socket bracket, and is suitable for residential or commercial applications. Installation in non-insulated ceilings with Air-Tite code compliant construction. If insulation is present it must be kept 3" from all sides of the housing. May be retrofit with compatible Halo LED lighting systems.

Special Features

All-Nail!™ bar hangers
Quick Connect™ push wire nuts
Air-Tite™ code compliant

Compatible Trims

945	992	996	999	4002	4010
953	993	998	4001	4003	4055
990					

Features

Housing
- Die-formed CRS with gray powder coat finish

Junction Box
- Seven conduit knockouts are uniform 1/2" size with true pry-out slots
- Four pry-outs with integral strain relief simplify non-metallic (NM) sheathed cable installation
- Three quick connect wire connectors included

Plaster Frame
- Housing is secured in plaster frame with spring barbs
- The housing can be removed from the plaster frame to provide access to the junction box

Includes:
- All-Nail!™ bar hangers (Details Pg. 11)
- Quick Connect™ push wire nuts (Details Pg. 7)
- Air-Tite™ code compliant (Details Pg. 7)

Socket
Adjustable position bracket with porcelain socket and nickel plated brass screw shell provides flexibility in lamp positioning

Thermal Protector
Self resetting thermal protector deactivates fixture if overheating occurs due to improper lamping or misapplied insulation

Trims
Halo Fit-All concept offers multiple trim options in a variety of design styles, and functional beam distributions to control beam angle and lumen delivery in accommodating various lamp types

Compliance
- cULus Listed 1598 luminaire
- cULus Listed damp location
- cULus Listed for wet location, covered ceiling, with select trims
- RoHS compliant
- Air-Tite code compliant. Certified under ASTM E283; not exceeding 2.0 cfm (0.944 L/s) air leakage rate tested at a 1.57 psf (75 Pa) pressure differential

E26 Screw Base Non-IC Housing

E4RTATSB

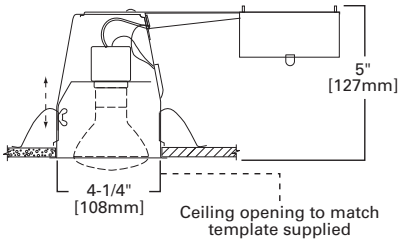

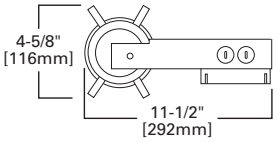

E4RTATSB

4" Non-IC, Air-Tite, Shallow Remodel Housing, 120V

The E4RTATSB is a remodel Non-IC Air-Tite™ housing optimized and listed for EISA compliant tungsten-halogen lamps, CFL and LED lamps as well as incandescent. Housing features an adjustable socket bracket, and is suitable for residential or commercial applications. Installation in non-insulated ceilings with Air-Tite code compliant construction. If insulation is present it must be kept 3" from all sides of the housing. May be retrofit with compatible Halo LED lighting systems.

Special Features

Quick Connect™ push wire nuts
Air-Tite™ code compliant

Compatible Trims

945	990	998	4002	4010
952	992	999	4003	4055
953	993	4001		

Features

Housing
- Die-formed CRS with gray powder coat finish
- For installation from below the finished ceiling

Remodel Clips
Four remodel clips secure housing and accommodates 1/2" and 5/8" ceiling materials

Junction Box
- Seven conduit knockouts are uniform 1/2" size with true pry-out slots
- Four pry-outs with integral strain relief simplify non-metallic (NM) sheathed cable installation
- Three quick connect wire connectors included

Includes:
- Quick Connect™ push wire nuts (Details Pg. 7)
- Air-Tite™ code compliant (Details Pg. 7)

Socket
Adjustable position porcelain socket with nickel plated brass screw shell provides flexibility in lamp positioning

Thermal Protector
Self resetting thermal protector deactivates fixture if overheating occurs due to improper lamping or misapplied insulation

Trims
Halo Fit-All concept offers multiple trim options in a variety of design styles, and functional beam distributions to control beam angle and lumen delivery in accommodating various lamp types

Compliance
- cULus Listed 1598 luminaire
- cULus Listed for damp location
- cULus Listed for wet location, with select trims
- RoHS compliant
- Air-Tite code compliant. Certified under ASTM E283; not exceeding 2.0 cfm (0.944 L/s) air leakage rate tested at a 1.57 psf (75 Pa) pressure differential

Specifications, compliances and dimensions subject to change without notice

Reflectors

999 Precision Metal Reflector

- Precision die cast metal trim ring with metal reflector
- For general down lighting
- Friction clip retention

Housings	Max Lamp Compatibility
H99TAT	40W R16, 50W R20, 50W PAR20
H99RTAT	
E4TATSB	40W R16, 50W R20
E4RTATSB	40W R16, 50W R20, 50W PAR20

Compatible with Halogen, Incandescent, LED* or CFL* lamps

999MB
Specular Black Reflector, White Trim

999RG
Residential Gold Reflector, White Trim

999P
Specular Clear Reflector, White Trim

999W
White Reflector, White Trim

999H
Haze Reflector, White Trim

999SN
Satin Nickel Reflector, Satin Nickel Trim

999TBZ
Tuscan Bronze Reflector, Tuscan Bronze Trim

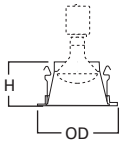

Dimensions**
H: 2-5/8" [67mm]
OD: 5" [129mm]

4003 Reflector

- Specular clear reflector
- Formed metal trim ring
- Friction clip retention

Housings	Max Lamp Compatibility
H99TAT	40W A19, 50W PAR20, 40W R16, 50W R20
H99RTAT	
E4TATSB	40W A19, 40W R16, 50W R20
E4RTATSB	40W A19, 50W PAR20, 40W R16, 50W R20

Compatible with Halogen, Incandescent, LED* or CFL* lamps

4003
Specular Reflector, White Trim

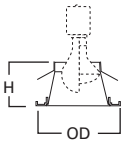

Dimensions**
H: 2-1/2" [63mm]
OD: 5" [127mm]

Baffles

953 Precision Metal Baffle

- Precision die cast metal trim ring with metal baffle
- For general down lighting
- Friction clip retention

Housings	Max Lamp Compatibility
H99TAT	50W PAR20, 40W R16, 50W R20
H99RTAT	
E4TATSB	40W R16, 50W R20
E4RTATSB	50W PAR20, 40W R16, 50W R20

Compatible with Halogen, Incandescent, LED* or CFL* lamps

953W
White Baffle, White Trim



953P
Black Baffle, White Trim

953SN
Satin Nickel Baffle, Satin Nickel Trim

953TBZ
Tuscan Bronze Baffle, Tuscan Bronze Trim

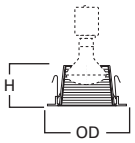

Dimensions**
H: 2-1/2" [63mm]
OD: 5" [129mm]

990 Pinhole Trim

- Precision die cast metal trim ring
- Pinhole aperture for accent lighting
- Friction clip retention

Housings	Max Lamp Compatibility
H99TAT	40W A19, 50W PAR20, 40W R16, 50W R20
H99RTAT	
E4TATSB	40W A19, 50W PAR20, 50W R20
E4RTATSB	40W A19, 50W PAR20

Compatible with Halogen, Incandescent, LED* or CFL* lamps

990P
White Pinhole Trim

990SN
Satin Nickel Pinhole Trim

990TBZ
Tuscan Bronze Pinhole Trim

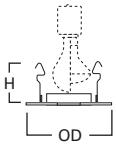

Dimensions**
H: 1-3/4" [44mm]
OD: 5" [129mm]

*UL1993 listed LED & CFL equivalent lamps permitted. Consult lamp manufacturer for conditions of use. Eaton does not warranty the lamp.
****Key: A:** Luminous Aperture, **H:** Height, **OD:** Trim Outside Diameter

E26 Screw Base Trims

Non-IC Housings: H99TAT • H99RTAT • E4TATSB • E4RTATSB

992 Wall Wash with Coilex® Baffle

- Eyelid wall wash
- Coilex® phenolic baffle
- Precision die metal cast trim ring
- 360° rotation in housing allows trim to be aimed at wall
- Friction clip retention

Housings	Max Lamp Compatibility
H99TAT	40W A19, 40W R16, 50W R20
H99RTAT	40W A19, 50W PAR20, 40W R16, 50W R20
E4TATSB	40W A19, 50W PAR20
E4RTATSB	50W PAR20

Compatible with Halogen, Incandescent, LED* or CFL* lamps

992W
White Eyelid and Baffle, White Trim

992P
White Eyelid, Black Baffle, White Trim

992SN
Satin Nickel Eyelid, Black Baffle, Satin Nickel Trim

992TBZ
Tuscan Bronze Eyelid, Black Baffle, Tuscan Bronze Trim

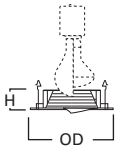

Dimensions**
H: 1-1/4" [32mm]
OD: 5" [129mm]

993 Coilex® Baffle

- Precision die cast metal trim ring with Coilex® phenolic baffle
- For general down lighting
- Friction clip retention

Housings	Max Lamp Compatibility
H99TAT	50W PAR20, 40W R16, 50W R20
H99RTAT	
E4TATSB	
E4RTATSB	

Compatible with Halogen, Incandescent, LED* or CFL* lamps

993W
White Baffle, White Trim

993P
Black Baffle, White Trim

993SN
Black Baffle, Satin Nickel Trim

993TBZ
Black Baffle, Tuscan Bronze Trim

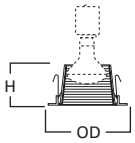

Dimensions**
H: 2-1/2" [63mm]
OD: 5" [129mm]

4001 Plastic Baffle

- Step plastic baffle
- Formed metal trim ring
- Friction clip retention

Housings	Max Lamp Compatibility
H99TAT	50W PAR20, 50W R20
H99RTAT	
E4TATSB	50W PAR20, 40W R16, 50W R20
E4RTATSB	

Compatible with Halogen, Incandescent, LED* or CFL* lamps

4001WB
White Baffle, White Trim

4001BB
Black Baffle, White Trim

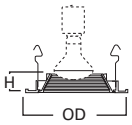

Dimensions**
H: 1-1/8" [28mm]
OD: 5" [129mm]

4010 Metal Baffle

- Metal baffle
- Friction clip retention
- Formed metal trim ring

Housings	Max Lamp Compatibility
E4TATSB	50W PAR20, 40W R16, 50W R20
E4RTATSB	

Compatible with Halogen, Incandescent, LED* or CFL* lamps

4010WB
White Baffle, White Trim

4010BB
Black Baffle, White Trim

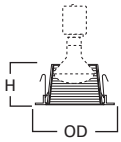

Dimensions**
H: 2-5/8" [67mm]
OD: 5" [129mm]

*UL1993 listed LED & CFL equivalent lamps permitted. Consult lamp manufacturer for conditions of use. Eaton does not warranty the lamp.
****Key: A:** Luminous Aperture, **H:** Height, **OD:** Trim Outside Diameter

Specifications, compliances and dimensions subject to change without notice

4013 Full Cone Metal Baffle, Self-flange

- Self-flange metal baffle
- Friction clip retention
- For use with H99 series housings only

Housings	Max Lamp Compatibility
H99TAT	**4013WB:** 40W A19, 50W PAR20, 50W R20
H99RTAT	**4013BB:** 50W PAR20, 45W R20

Compatible with Halogen, Incandescent, LED* or CFL* lamps

4013WB
White Baffle, White Trim

4013BB
Black Baffle, White Trim

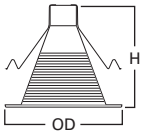

Dimensions**
H: 4-1/2" [114mm]
OD: 5" [129mm]

Adjustable – Eyeballs & Gimbals

996 Adjustable Eyeball – 15° Tilt

- Adjustable eyeball for use with PAR20 lamps only
- 15° tilt, 360° rotation
- Precision die metal cast trim ring
- Friction clip retention

Housings	Max Lamp Compatibility
H99TAT	50W PAR20
E4TATSB	

Compatible with Halogen, Incandescent, LED* or CFL* lamps

996P
White Eyeball, White Trim

996SN
Satin Nickel Eyeball,
Satin Nickel Trim

996TBZ
Tuscan Bronze Eyeball,
Tuscan Bronze Trim

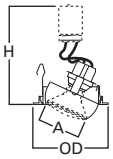

Dimensions**
A: 3-3/4" [94mm]
H: 3-1/2" [88mm]
OD: 5" [129mm]

998 Adjustable Eyeball – 30° Tilt

- Adjustable eyeball for PAR16 and R16 lamps only
- 30° tilt, 360° rotation
- Precision die metal cast trim ring
- Friction clip retention

Housings	Max Lamp Compatibility
H99TAT	40W R16, 60W PAR16
H99RTAT	
E4TATSB	
E4RTATSB	

Compatible with Halogen, Incandescent, LED* or CFL* lamps

998P
White Eyeball, White Trim

998SN
Satin Nickel Eyeball,
Satin Nickel Trim

998TBZ
Tuscan Bronze Eyeball,
Tuscan Bronze Trim

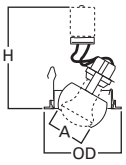

Dimensions**
A: 2-1/4" [56mm]
H: 3-1/4" [83mm]
OD: 5" [129mm]

4002 White Eyeball – 30° Tilt

- Formed metal trim ring
- Adjustable eyeball trim for R16 and PAR16 lamps only
- Friction clip retention

Housings	Max Lamp Compatibility
H99TAT	45W PAR16, 40W R16
H99RTAT	
E4TATSB	
E4RTATSB	

Compatible with Halogen, Incandescent, LED* or CFL* lamps

4002
White Eyeball, White Trim

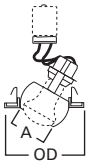

Dimensions**
A: 2-1/8" [54mm]
OD: 5" [127mm]

*UL1993 listed LED & CFL equivalent lamps permitted. Consult lamp manufacturer for conditions of use. Eaton does not warranty the lamp.
****Key: A:** Luminous Aperture, **H:** Height, **OD:** Trim Outside Diameter

E26 Screw Base Trims

Non-IC Housings: H99TAT • H99RTAT • E4TATSB • E4RTATSB

Lenses & Wet Location Showerlights

951 Prismatic Glass Lens with Full Cone Reflector

Showerlight

- Wet location listed for use as Showerlight
- Non-conductive, non-corrosive polymer trim
- Prismatic glass lens
- Full reflector for greatest light distribution
- Friction clip retention
- For use with H99 series housings only
- Shower trim front is non-electrically conductive "dead-front"

Housings	Max Lamp Compatibility
H99TAT	40W A19, 50W R20, 50W PAR20
H99RTAT	

Compatible with Halogen, Incandescent, LED* or CFL* lamps

951PS
Full Reflector and Glass Lens, White Trim

951SNS
Full Reflector and Glass Lens, Satin Nickel Trim

951TBZS
Full Reflector and Glass Lens, Tuscan Bronze Trim

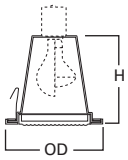

Dimensions**
H: 4-1/2" [114mm]
OD: 5" [129mm]

952 Frosted Dome Lens with Cut-Cone Reflector

Showerlight

- Frosted glass dome Showerlight
- Wet location listed
- Non conductive, non corrosive polymer trim ring
- High wall coverage in showers and baths from dome lens
- Friction clip retention
- Shower trim front is non-electrically conductive "dead-front"

Housings	Max Lamp Compatibility
H99TAT	40W A19, 50W R20, 50W PAR20
H99RTAT	
E4TATSB	
E4RTATSB	

Compatible with Halogen, Incandescent, LED* or CFL* lamps

952PS
Dome Lens, White Trim

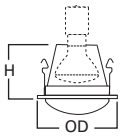

Dimensions**
H: 2-5/8" [66mm]
OD: 5" [129mm]

4055 Prismatic Glass Lens with Cut-Cone Reflector

Showerlight

- Lens wet location trim
- Friction clip retention
- Shower trim front is non-electrically conductive "dead-front"

Housings	Max Lamp Compatibility
H99TAT	40W A19, 50W PAR20, 50W R20
H99RTAT	
E4TATSB	
E4RTATSB	

Compatible with Halogen, Incandescent, LED* or CFL* lamps

4055
Flat Glass Lens, White Trim

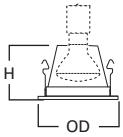

Dimensions**
H: 2-5/8" [67mm]
OD: 5" [129mm]

945 Metropolitan Ice Light

- Frosted glass trim in natural or blue
- For general down lighting
- Friction clip retention

Housings	Max Lamp Compatibility
H99TAT	
H99RTAT	50W PAR20, 50W R20
E4TATSB	
E4RTATSB	50W PAR20

Compatible with Halogen, Incandescent, LED* or CFL* lamps

945
Frosted Glass



945B
Frosted Blue Glass

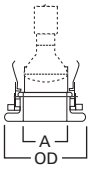

Dimensions**
H: 2-1/8" [54mm]
OD: 5" [129mm]

*UL1993 listed LED & CFL equivalent lamps permitted. Consult lamp manufacturer for conditions of use. Eaton does not warranty the lamp.
****Key: A:** Luminous Aperture, **H:** Height, **OD:** Trim Outside Diameter

Specifications, compliances and dimensions subject to change without notice

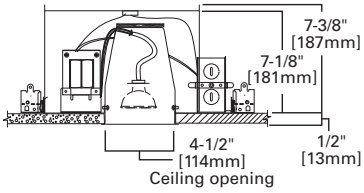

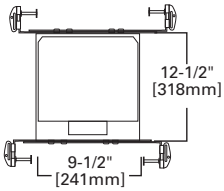

H1499ICAT

4" IC, Air-Tite, New Construction, 120V – 12V Low Voltage, MR16

H1499ICAT housing features an integral low voltage magnetic transformer that supplies 12 volts to MR16 lamps. The H1499ICAT is for installations where the housing will be in direct contact with insulation*. Air-Tite™ housing designed to restrict air flow between conditioned spaces and unconditioned areas.

Special Features

- Got Nail!™ bar hangers
- Pass-N-Thru™ bars
- Slide-N-Side™ junction box
- Quick Connect™ push wire nuts
- Air-Tite™ code compliant

Compatible Trims

1419	1421	1493	1496	1498	1946
1420	1453	1495	1497	1945	1951

Features

Housing
- Double wall aluminum construction for greater heat dissipation
- Designed for insulated ceilings in direct contact with insulation* (May also be installed in non-insulated ceilings)

Plaster Frame
- Galvanized steel die-formed construction
- The inner housing can be removed from plaster frame to provide access to the junction box
- Plaster frame features include:
  - Regressed locking screw positioned for securing hanger bars from below the ceiling
  - Cutouts for easily crimping hanger bars in position
  - Air-Tite aperture gasket is pre-installed
  - Halo identity embossed on plaster frame

Includes:
- Got Nail!™ bar hangers (Details Pg. 7)
- Pass-N-Thru™ bars (Details Pg. 7)
- Slide-N-Side™ junction box wire traps (Details Pg. 7)
- Quick Connect™ push wire nuts (Details Pg. 7)
- Air-Tite™ code compliant (Details Pg. 7)

Socket
GU5.3 socket with reflector plate for bi-pin 12V MR16 lamps

Thermal Protector
Self resetting thermal protector deactivates fixture if overheating occurs due to improper lamping

Transformer
Integral 120V magnetic transformer steps line voltage down to 12V lamp operating voltage. For MR16 lamps up to 50W.

Compliance
- cULus Listed 1598 luminaire
- cULus Listed damp location
- cULus Listed for wet location, covered ceiling, with select trims
- cULus Listed for feed through
- cULus Listed for direct contact with insulation* and combustible material
- Air-Tite code compliant. Certified under ASTM E283; not exceeding 2.0 cfm (0.944 L/s) air leakage rate tested at a 1.57 psf (75 Pa) pressure differential

*Not to be used in direct contact with spray foam insulation (consult NEMA LSD57-2013)

Low Voltage MR16 Non-IC Housing

H1499TAT

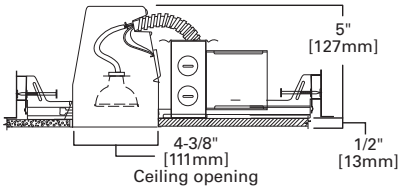

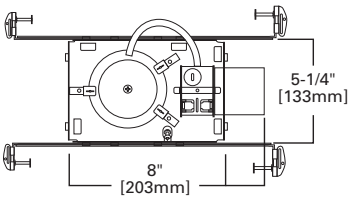

H1499TAT

4" Non-IC, Air-Tite, Shallow New Construction, 120 – 12V Low Voltage, MR16

H1499TAT is a Non-IC Air-Tite™ housing with an integral low voltage magnetic transformer that supplies 12 volts to MR16 lamps. The H1499TAT is designed for use in non-insulated ceilings. If insulation is present it must be kept 3 inches away from all sides of housing. Non-IC housing is Air-Tite™ to meet restricted airflow code requirements.

Special Features

- Got Nail!™ bar hangers
- Pass-N-Thru™ bars
- Slide-N-Side™ junction box
- Quick Connect™ push wire nuts
- Air-Tite™ code compliant

Compatible Trims

1419	1421	1493	1496	1498	1946
1420	1453	1495	1497	1945	1951

Features

Housing
Formed of CRS with white powder coat finish

Plaster Frame
- Galvanized steel die-formed construction
- The housing can be removed from plaster frame to provide access to the junction box
- Plaster frame features include:
  - Regressed locking screw positioned for securing hanger bars from below the ceiling
  - Cutouts for easily crimping hanger bars in position
  - Halo identity embossed on plaster frame

Includes:
- Got Nail!™ bar hangers (Details Pg. 7)
- Pass-N-Thru™ bars (Details Pg. 7)
- Slide-N-Side™ junction box wire traps (Details Pg. 7)
- Quick Connect™ push wire nuts (Details Pg. 7)
- Air-Tite™ code compliant (Details Pg. 7)

Socket
GU5.3 socket with reflector plate for bi-pin 12V MR16 lamps

Transformer
Integral 120V magnetic transformer steps line voltage down to 12V lamp operating voltage. For MR16 lamps up to 50W.

Thermal Protector
Self resetting thermal protector deactivates fixture if overheating occurs due to improper lamping or misapplied insulation

Compliance
- cULus Listed 1598 luminaire
- cULus Listed damp location
- cULus Listed for wet location, covered ceiling, with select trims
- cULus Listed for feed through
- Air-Tite code compliant. Certified under ASTM E283; not exceeding 2.0 cfm (0.944 L/s) air leakage rate tested at a 1.57 psf (75 Pa) pressure differential
- IP rated (Improper Lamp)

Specifications, compliances and dimensions subject to change without notice

Low Voltage MR16 Non-IC Housing

H1499TCP

4 INCH

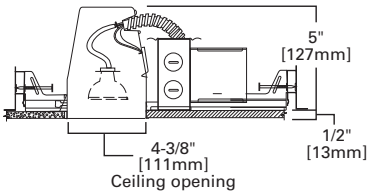

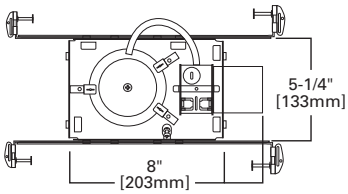

H1499TCP

4" Non-IC, New Construction, 120V/277V – 12V Low Voltage, MR16, Chicago Plenum

H1499TCP is a Non-IC housing designed for non-insulated Chicago Plenum rated ceilings. H1499TCP features an integral low voltage dual-tap 120V/277V transformer that supplies 12 volts to MR16 lamps. H1499TCP is for non-insulated ceilings. If installed in insulated ceilings, insulation must be kept 3 inches away from all sides of housing.

Special Features

Got Nail!™ bar hangers
Pass-N-Thru™ bars
Quick Connect™ push wire nuts

Compatible Trims

1419	1421	1493	1496	1498	1946
1420	1453	1495	1497	1945	1951

Features

Housing
Formed of CRS with white powder coat finish

Plaster Frame
- Galvanized steel die-formed construction
- The housing can be removed from plaster frame to provide access to the junction box
- Plaster frame features include:
  - Regressed locking screw positioned for securing hanger bars from below the ceiling
  - Cutouts for easily crimping hanger bars in position
  - Halo identity embossed on plaster frame

Junction Box:
- Positioned to accommodate straight conduit runs
- Six 1/2" trade size conduit knockouts
- Gasketed junction box per Chicago Plenum standards

Includes:
- Got Nail!™ bar hangers (Details Pg. 7)
- Pass-N-Thru™ bars (Details Pg. 7)
- Quick Connect™ push wire nuts (Details Pg. 7)
- Chicago Plenum

Transformer
Integral 120/277V dual-tap magnetic transformer steps line voltage down to 12V nominal lamp operating voltage. Rated for 50W max. Housing ships as 277V model with 120V transformer wire lead capped. For use in 120V systems, simply cap the 277V wire lead and use 120V lead (refer to wiring diagram).

Socket
GU5.3 socket with reflector plate for bi-pin 12V MR16 lamps

Thermal Protector
Self resetting thermal protector deactivates fixture if overheating occurs due to improper lamping

Compliance
- cULus Listed damp location
- cULus Listed for wet location, covered ceiling, with select trims
- cULus Listed for feed through
- City of Chicago Plenum

Low Voltage MR16 Non-IC Housing

H1499RTAT

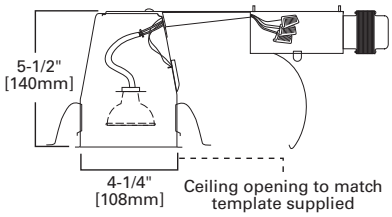

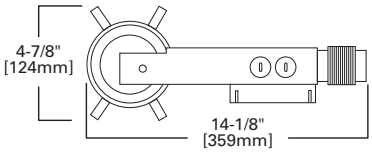

H1499RTAT

4" Non-IC, Shallow Remodel 120V – 12V Low Voltage, MR16

H1499RTAT is a Non-IC Air-Tite™ remodel housing with an integral low voltage magnetic transformer that supplies 12 volts to MR16 lamps. The H1499RTAT is designed for use in non-insulated existing ceilings. If insulation is present it must be kept 3 inches away from all sides of housing. For installation from below the ceiling. Non-IC housing is Air-Tite™ to meet restricted air flow requirements.

RoHS Compliant

c UL us LISTED

air-tite™

Special Features

Quick Connect™ push wire nuts
Air-Tite™ code compliant

Compatible Trims

1419	1421	1493	1496	1498	1946
1420	1453	1495	1497	1945	1951

Features

Housing
Formed of CRS with white powder coat finish

Remodel Clips
Four remodel clips secure housing and accommodates 1/2" and 5/8" ceiling materials

Junction Box
- Seven 1/2" trade size conduit knockouts with true pry-out slots
- Four pry-outs with integral strain relief for non-metallic (NM) sheathed cable

Includes:
- Quick Connect™ push wire nuts (Details Pg. 7)
- Air-Tite™ code compliant (Details Pg. 7)

Socket
GU5.3 socket with reflector plate for bi-pin 12V MR16 lamps

Transformer
Integral 120V magnetic transformer steps line voltage down to 12V nominal lamp operating voltage. For MR16 lamps up to 50W.

Support Spring
Support spring helps support weight of junction box and transformer. Automatically adjusts for different ceiling materials.

Thermal Protector
Self resetting thermal protector deactivates fixture if overheating occurs due to improper lamping or misapplied insulation

Compliance
- cULus Listed 1598 luminaire
- cULus Listed damp location
- cULus Listed for wet location, covered ceiling, with select trims
- Air-Tite code compliant. Certified under ASTM E283; not exceeding 2.0 cfm (0.944 L/s) air leakage rate tested at a 1.57 psf (75 Pa) pressure differential

Specifications, compliances and dimensions subject to change without notice

Low Voltage MR16 Non-IC Housing

H1499T75

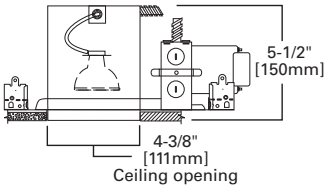

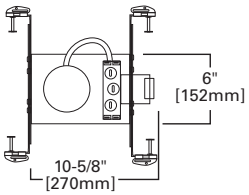

H1499T75

4" Non-IC, New Construction, 120V/277V – 12V Low Voltage, MR16

H1499T75 is a low voltage housing for providing accent, task, and general lighting with up to 75W 12V MR16 lamps. The H1499T75 features a dual-tap transformer for 120V or 277V input. H1499T75 is for non-insulated ceilings. If installed in insulated ceilings, insulation must be kept 3 inches away from all sides of housing.

RoHS Compliant

c UL us LISTED

Special Features

Got Nail!™ bar hangers
Slide-N-Side™ junction box
Quick Connect™ push wire nuts

Compatible Trims

1419	1421	1493	1496	1498	1946
1420	1453	1495	1497	1945	

Features

Housing
Formed of CRS with white powder coat finish

Plaster Frame
- Galvanized steel construction
- The housing can be removed from plaster frame to provide access to the junction box
- Plaster frame features include:
  - Regressed locking screw positioned for securing hanger bars from below the ceiling
  - Cutouts for easily crimping hanger bars in position
  - Halo name embossed on plaster frame

Includes:
- Got Nail!™ bar hangers (Details Pg. 7)
- Pass-N-Thru™ bars (Details Pg. 7)
- Slide-N-Side™ junction box wire traps (Details Pg. 7)
- Quick Connect™ push wire nuts (Details Pg. 7)

Transformer
Integral 120/277V dual-tap magnetic transformer steps line voltage down to 12V nominal lamp operating voltage. Rated for 50W max. Housing ships as 277V model with 120V transformer wire lead capped. For use in 120V systems, simply cap the 277V wire lead and use 120V lead (refer to wiring diagram).

Socket
GU5.3 socket with reflector plate for bi-pin 12V MR16 lamps

Thermal Protector
Self resetting thermal protector deactivates fixture if overheating occurs due to improper lamping

Compliance
- cULus Listed 1598 luminaire
- cULus Listed for damp location
- cULus Listed for wet location, covered ceiling, with select trims
- cULus Listed for feed through
- IP Rated (Improper Lamp)

Reflectors

1421 Precision Reflector – 35° Tilt

- Precision die cast metal trim ring with spun reflector cone
- Provides general illumination
- 35° Tilt
- Friction clip "cat paw" retention
- Clear cover glass included with each trim, for use with non-cover glass MR16 lamps

Housings		Max Lamp Compatibility
H1499TAT	H1499RTAT	50W 12V MR16
H1499ICAT	H1499TCP	
H1499T75		75W 12V MR16

1421MB
Black Specular Reflector, White Trim

1421W
White Reflector, White Trim

1421H
Haze Reflector, White Trim

1421C
Clear Specular Reflector, White Trim

1421RG
Residential Gold Reflector, White Trim

1421CG
Champagne Gold Reflector, White Trim

1421SN
Satin Nickel Reflector, Satin Nickel Trim

1421TBZ
Tuscan Bronze Reflector, Tuscan Bronze Trim

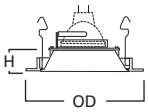

Dimensions**
H: 1-3/8" [33mm]
OD: 5" [129mm]

****Key: H:** Height, **OD:** Trim Outside Diameter

H4 Low Voltage Trims

Low Voltage Housings: H1499ICAT • H1499TAT • H1499TCP • H1499RTAT • H1499T75

Baffles

1493 Coilex® Baffle – 35° Tilt

- Precision die cast metal trim ring
- Coilex® phenolic baffle
- Provides general illumination
- 35° tilt
- Friction clip "cat paw" retention
- Clear cover glass included with each trim, for use with non-cover glass MR16 lamps

Housings	Max Lamp Compatibility
H1499TAT H1499RTAT	50W 12V MR16
H1499ICAT H1499TCP	
H1499T75	75W 12V MR16

1493W
White Coilex Baffle, White Trim

1493P
Black Coilex Baffle, White Trim

1493BC
Black Coilex Baffle, Black Chrome Trim

1493SN
Black Coilex Baffle, Satin Nickel Trim

1493TBZ
Black Coilex Baffle, Tuscan Bronze Trim

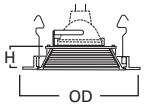

Dimensions**
H: 1-3/8" [33mm]
OD: 5" [129mm]

1453 Precision Metal Baffle – 35° Tilt

- Precision die cast metal trim ring with matching finish metal baffle
- Provides general illumination
- 35° tilt
- Friction clip "cat paw" retention
- Clear cover glass included with each trim, for use with non-cover glass MR16 lamps

Housings	Max Lamp Compatibility
H1499TAT H1499RTAT	50W 12V MR16
H1499ICAT H1499TCP	
H1499T75	75W 12V MR16

1453SN
Satin Nickel Baffle, Satin Nickel Trim

1453TBZ
Tuscan Bronze Baffle, Tuscan Bronze Trim

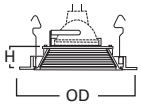

Dimensions**
H: 1-1/4" [30mm]
OD: 5" [129mm]

1419 Pinhole Baffle

- 1-7/8" pinhole opening
- Precision die cast metal trim ring with metal baffle
- For concentrated accent lighting
- Friction clip "cat paw" retention
- Clear cover glass included with each trim, for use with non-cover glass MR16 lamps

Housings	Max Lamp Compatibility
H1499TAT H1499RTAT	50W 12V MR16
H1499ICAT H1499TCP	
H1499T75	75W 12V MR16

1419W
White Baffle, White Trim

1419P
Black Baffle, White Trim

1419SN
Black Baffle, Satin Nickel Trim

1419TBZ
Black Baffle, Tuscan Bronze Trim

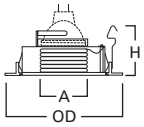

Dimensions**
A: 1-7/8" [46mm]
H: 1-3/8" [33mm]
OD: 5" [129mm]

Key: A: Luminous Aperture, **H:** Height, **OD:** Trim Outside Diameter

Specifications, compliances and dimensions subject to change without notice

Adjustable – Eyeballs & Gimbals

1420 Adjustable Slot Aperture – 35° Tilt

- Precision die cast metal trim ring with slot aperture
- For directional accent lighting
- 35° tilt, 360° rotation
- Friction clip "cat paw" retention
- Clear cover glass included with each trim, for use with non-cover glass MR16 lamps

Housings	Max Lamp Compatibility
H1499TAT H1499RTAT	50W 12V MR16
H1499ICAT H1499TCP	
H1499T75	75W 12V MR16

1420P
Slot Aperture, White Trim

1420SN
Slot Aperture, Satin Nickel Trim

1420TBZ
Slot Aperture, Tuscan Bronze Trim

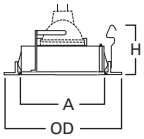

Dimensions**
A: 2-1/8" x 1-3/8" [53mm x 35mm]
H: 1-1/4" [32mm]
OD: 5" [129mm]

1495 Adjustable Gimbal – 30° Tilt

- Precision die cast metal trim ring and gimbal
- For directional accent lighting
- 30° tilt, 360° rotation
- Friction clip "cat paw" retention
- Clear cover glass included with each trim, for use with non-cover glass MR16 lamps

Housings	Max Lamp Compatibility
H1499TAT H1499RTAT	50W 12V MR16
H1499ICAT H1499TCP	
H1499T75	75W 12V MR16

1495
White Gimbal, White Trim

1495SN
Satin Nickel Gimbal, Satin Nickel Trim

1495TBZ
Tuscan Bronze Gimbal, Tuscan Bronze Trim

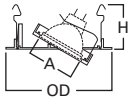

Dimensions**
A: 1-3/4" [44mm]
H: 1-1/4" [30mm]
OD: 5" [129mm]

1496 Retractable Elbow – 60° Tilt

- Precision die cast metal trim ring with matching finish retractable elbow
- For directional accent lighting
- 60° tilt, 360° rotation
- Friction clip "cat paw" retention
- Clear cover glass included with each trim, for use with non-cover glass MR16 lamps

Housings	Max Lamp Compatibility
H1499TAT H1499RTAT	50W 12V MR16
H1499ICAT H1499TCP	
H1499T75	75W 12V MR16

1496P
White Elbow, White Trim

1496SN
Satin Nickel Elbow, Satin Nickel Trim

1496TBZ
Tuscan Bronze Elbow, Tuscan Bronze Trim

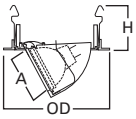

Dimensions**
A: 1-3/4" [44mm]
H: 1-1/8" [29mm]
OD: 5" [129mm]

1497 Adjustable Mirror Trim – 90° Tilt

- Precision die cast metal trim ring with 90° adjustable scoop
- For directional accent lighting – ideal for wall wash applications
- 90° tilt, 360° rotation
- Friction clip "cat paw" retention
- Clear cover glass included with each trim, for use with non-cover glass MR16 lamps

Housings	Max Lamp Compatibility
H1499TAT H1499RTAT	50W 12V MR16
H1499ICAT H1499TCP	
H1499T75	75W 12V MR16

1497P
White Scoop, White Trim

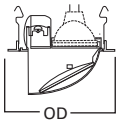

Dimensions**
OD: 5" [129mm]

Key: A: Luminous Aperture, **H:** Height, **OD:** Trim Outside Diameter

H4 Low Voltage Trims

Low Voltage Housings: H1499ICAT • H1499TAT • H1499TCP • H1499RTAT • H1499T75

1498 Adjustable Eyeball with Baffle – 30° Tilt

- Precision die cast metal trim ring with matching finish eyeball
- For directional accent lighting
- 30° tilt, 360° rotation
- Friction clip "cat paw" retention
- Clear cover glass included with each trim, for use with non-cover glass MR16 lamps

Housings	Max Lamp Compatibility
H1499TAT H1499RTAT	50W 12V MR16
H1499ICAT H1499TCP	
H1499T75	75W 12V MR16

1498W
White Eyeball, White Baffle, White Trim

1498P
White Eyeball, Black Baffle, White Trim

1498BC
Black Chrome Eyeball, Black Baffle, Black Chrome Trim

1498SN
Satin Nickel Eyeball, Black Baffle, Satin Nickel Trim

1498TBZ
Tuscan Bronze Eyeball, Black Baffle, Tuscan Bronze Trim

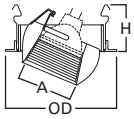

Dimensions**
A: 2" [51mm]
H: 2-5/8" [67mm]
OD: 5" [129mm]

Lenses & Wet Location Showerlights

1945 Metropolitan Ice Light

- Frosted glass trim in clear or blue
- Provides general illumination
- Friction clip retention
- Clear cover glass included with each trim, for use with non-cover glass MR16 lamps

Housings	Max Lamp Compatibility
H1499TAT H1499RTAT	50W 12V MR16
H1499TCP	
H1499ICAT	42W 12V MR16
H1499T75	75W 12V MR16

1945
Frosted Clear Glass



1945B
Frosted Blue Glass

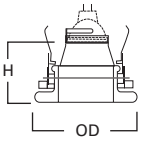

Dimensions**
H: 3-1/8" [79mm]
OD: 5-3/8" [135mm]

1946 Metropolitan Deco

- Polished metallic accents with translucent rings
- Provides general illumination
- Friction clip retention
- Clear cover glass included with each trim, for use with non-cover glass MR16 lamps

Housings	Max Lamp Compatibility
H1499TAT H1499RTAT	50W 12V MR16
H1499TCP	
H1499ICAT	42W 12V MR16
H1499T75	75W 12V MR16

1946BC
Black Chrome Accent, Translucent Ring

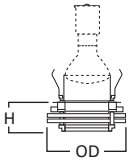

Dimensions**
H: 1-5/8" [41mm]
OD: 5-5/8" [143mm]

1951 Regressed Clear Lens Showerlight

Showerlight

- Wet location listed for use in showers
- Non-conductive, non-corrosive polymer trim and fixed clear glass lens
- Clear specular splay reflector
- 15° tilt, 360° rotation
- Friction clip retention

Housings	Max Lamp Compatibility
H1499TAT H1499ICAT	35W 12V MR16
H1499TCP	
H1499RTAT	50W 12V MR16

1951PS
Clear Specular Splay Reflector, White Trim

1951SNS
Clear Specular Splay Reflector, Satin Nickel Trim

1951TBZS
Clear Specular Splay Reflector, Tuscan Bronze Trim

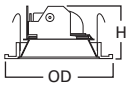

Dimensions**
H: 2-1/2" [63mm]
OD: 5" [129mm]

Key: A: Luminous Aperture, **H:** Height, **OD:** Trim Outside Diameter

Specifications, compliances and dimensions subject to change without notice

5 INCH

5" LED Housings 5-2

5" LED Modules
Adjustable 5-4
Downlight 5-8
Surface Mount 5-10
ML56 LED Downlighting System 5-12
ML56 LED Trims 5-15

5" E26 Screw Base
IC Housings 5-17
IC Trims 5-22
IC Housings – No Socket Bracket 5-31
IC Trims – No Socket Bracket 5-34
Non-IC Housings 5-44
Non-IC Trims 5-48
Non-IC Housings – No Socket Bracket 5-56
Non-IC Trims – No Socket Bracket 5-58

IC = Insulated Ceiling **Non-IC = Non-Insulated Ceiling**

LED Housing

H550ICAT

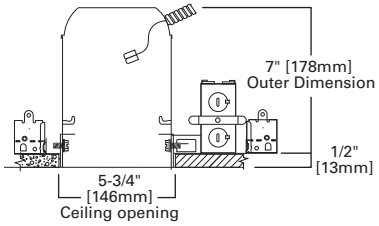

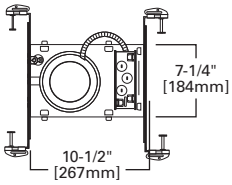

H550ICAT

5" IC, Air-Tite, New Construction, LED Housing

The H550ICAT is a dedicated LED new construction housing to be used with compatible Halo LED modules and trims. The H550ICAT is designed for insulated ceilings and can be in direct contact with ceiling insulation*. This Air-Tite housing design restricts airflow between conditioned spaces and unconditioned areas. The H550ICAT connector system provides high efficacy code compliance when used with a compatible Halo LED lighting systems.

Special Features

Got Nail!™ bar hangers
q-Channel bars with Pass-N-Thru™
Slide-N-Side™ junction box
Quick Connect™ push wire nuts
Air-Tite™ code compliant

Compatible LED Lighting Systems

ML56 with 59x Series Trims
SLD6
RL56
RA56
LT56

Features

Housing

- Single wall aluminum housing
- Designed for insulated ceilings in direct contact with insulation* (May also be installed in non-insulated ceilings)

Plaster Frame

- Galvanized steel die-formed construction
- Housing adjusts in plaster frame to accommodate up to 1-3/8" ceiling thickness
- Plaster frame features include:
  - Patented regressed locking screw positioned for securing hanger bars from below the ceiling
  - Cutouts for easily crimping hanger bars in position
  - Air-Tite™ aperture gasket is pre-installed
  - Halo identity embossed on plaster frame

Includes:

- Got Nail!™ bar hangers (Details Pg. 9)
- q-Channel bars with Pass-N-Thru™ (Details Pg. 9)
- Slide-N-Side™ junction box wire traps (Details Pg. 9)
- Quick Connect™ push wire nuts (Details Pg. 9)
- Air-Tite™ code compliant (Details Pg. 9)

LED Module Connection

- Halo LED modules install with a plug-in 120V/277V rated line voltage wiring connector (UL and CSA Listed luminaire disconnect)
- This non-screw base connection preserves the high efficacy rating and prevents use of low efficacy sources (see LED module specifications)
- LED connection is rated for 120V and 277V input. Installer must verify LED module voltage is compatible with the applicable voltage input. If uncertain, consult a qualified electrician.

Compliance

- cULus Listed 1598 luminaire
- cULus Listed for feed through
- cULus Listed for damp location
- cULus Listed for wet location, covered ceiling, with select trims
- cULus Listed for direct contact with insulation and combustible material*
- Air-Tite code compliant. Certified under ASTM E283; not exceeding 2.0 cfm (0.944 L/s) air leakage rate tested at a 1.57 psf (75 Pa) pressure differential.
- Rated for 20W maximum
- Use with designated HALO LED systems for ENERGY STAR® certification
- Can be used for State of California Title 24 high efficacy compliance with Title 20 Certified Halo LED
- Can be used for International Energy Conservation Code (IECC) high efficacy compliance with designated Halo LED modules and trims
- Refer to specification sheets online for additional compliance information
- RoHS compliant

*Not to be used in direct contact with spray foam insulation (Consult NEMA LSD57-2013)

Specifications, compliances and dimensions subject to change without notice

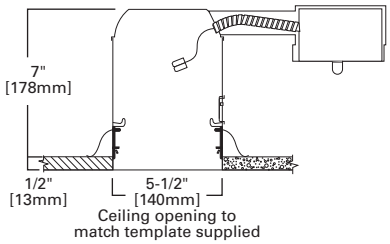

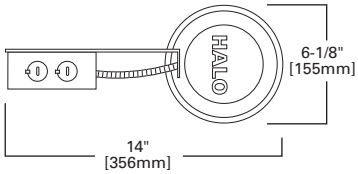

H550RICAT

5" IC, Air-Tite, Remodel, LED Housing

The H550RICAT is a dedicated LED remodel housing to be used with compatible Halo LED modules and trims. The H550RICAT is designed for remodel applications in insulated ceilings and can be in direct contact with ceiling insulation*. This Air-Tite housing design restricts airflow between conditioned spaces and unconditioned areas. The H550RICAT LED connector system provides high efficacy code compliance when used with compatible Halo LED lighting systems.

Can be used for IECC International Energy Conservation Code High Efficacy Compliance

T24 Can be used to comply with California Title 24 High Efficacy requirements

T20 Certified to California Title 20 Appliance Database

RoHS Compliant

c UL us LISTED

air-tite

Special Features

Quick Connect™ push wire nuts
Air-Tite™ code compliant

Compatible LED Lighting Systems

ML56 with 59x Series Trims
SLD6
RL56
RA56
LT56

Features

Housing
- Single wall aluminum housing
- Designed for insulated ceilings in direct contact with insulation* (May also be installed in non-insulated ceilings)
- For installation from below the finished ceiling Integral flange secures fixture against ceiling
- Halo identity embossed on can top

Junction Box
- Seven 1/2" trade size conduit knockouts with true pry-out slots
- Four type non-metallic (NM) cable pry-outs simplify installation

Includes:
- Quick Connect™ push wire nuts (Details Pg. 9)
- Air-Tite™ code compliant (Details Pg. 9)

Remodel Springs
Four remodel clips secure housing and accommodate 1/2" and 5/8" ceiling material

LED Module Connection
- Halo LED modules install with a plug-in 120V/277V rated line voltage wiring connector (UL and CSA Listed luminaire disconnect)
- This non-screw base connection preserves the high efficacy rating and prevents use of low efficacy sources (See LED module specifications)
- LED connection is rated for 120V and 277V input. Installer must verify LED module voltage is compatible with the applicable voltage input. If uncertain, consult a qualified electrician.

Compliance
- cULus Listed 1598 luminaire
- cULus Listed for feed through
- cULus Listed for damp location
- cULus Listed for wet location with select trims
- cULus Listed for direct contact with insulation and combustible material*
- Air-Tite code compliant. Certified under ASTM E283; not exceeding 2.0 cfm (0.944 L/s) air leakage rate tested at a 1.57 psf (75 Pa) pressure differential.
- Rated for 20W maximum
- Use with designated HALO LED systems for ENERGY STAR® certification
- Can be used for State of California Title 24 high efficacy compliance with Title 20 Certified Halo LED
- Can be used for International Energy Conservation Code (IECC) high efficacy compliance with designated Halo LED modules and trims
- Refer to specification sheets online for additional compliance information
- RoHS compliant

*Not to be used in direct contact with spray foam insulation (Consult NEMA LSD57-2013)

LED Adjustable

RA56

RA56069xxNFLWH

RA56069xxWH

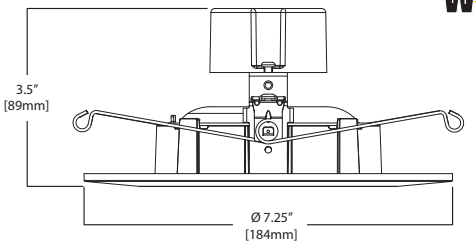

5"/6" LED Adjustable Gimbal – 5 Inch Application

The Halo RA56 LED adjustable gimbal series are retrofit LED modules for 5" and 6" aperture recessed downlights; suitable for new construction, retrofit and remodel. The RA56 gimbals feature adjustment of 35-degree tilt and up to 360-degree rotation. In addition the RA56 gimbals offer selection of narrow flood (NFL) and very wide flood (VWFL) models for beam distributions suitable for accent, task, grazing and general area lighting.

ENERGY STAR | T24 Can be used to comply with California Title 24 High Efficacy requirements | T20 Certified to California Title 20 Appliance Database | Can be used for IECC International Energy Conservation Code High Efficacy Compliance | RoHS Compliant | c UL us LISTED

Features

Mechanical - Module

- Module includes LED, heat sink, reflector, lens optic, baffle reveal, and trim ring
- Trim ring is sized to fit 5" and 6" recessed housing openings, and features a visually appealing graduated step design
- Durable die-cast aluminum construction
- Integrated heat sink design conducts heat away from the LED keeping the junction temperatures below specified maximums, even in insulated ceilings
- 35-degree tilt
- Pre-installed torsion spring adjust to fit 5" or 6" compatible housings
- Up to 360-degree rotation

Narrow Flood (NFL) Optics

- Precision acrylic lens
- Optical design creates a clean, uniform 25-degree beam

Very Wide Flood (VWFL) Optics

- Impact-resistant polycarbonate
- Convex form for lamp-like appearance
- Diffusing, wide beam for even illumination

LED Chromaticity

- A tight chromaticity specification ensures LED color uniformity, sustainable Color Rendering Index (CRI) and Correlated Color Temperature (CCT) over the useful life of the LED
- LED chromaticity of 3 SDCM exceeds ENERGY STAR® color standards per ANSI C78.377-2008
- Every Halo LED is quality tested, measured, and serialized in a permanent record to register lumens, wattage, CRI and CCT

LED

- Correlated Color Temperature (CCT): 2700K, 3000K
- Color Rendering Index (CRI): 90
- LED is a chip on board design consisting of a multiple LED package with proximity phosphor coating to create one virtual white light source for a productive "cone of light"
- 650 nominal lumens, range dependent on CCT and optic
- Lumen maintenance L70 at 50,000 hours

Electrical Power Connections

- LED connector is a non-screw base luminaire disconnect offering easy installation with the matching Halo 5" H550 and 6" H750, H2750 LED housings
- LED connector meets California Title 24 high efficacy luminaire requirement for a non-screw base socket, and where required to qualify as a high efficacy luminaire
- The included E26 medium screw base Edison adapter provides easy retrofit of incandescent housings (See specifications online for housing compatibility)

LED Driver

- Dimmable driver is a 120 Volt, high efficiency, electronic power supply providing DC power to the LED
- Driver meets FCC EMI/RFI Consumer Level limits for use in residential and commercial installations
- Driver features high power factor, low THD, and has integral thermal protection in the event of over temperature or internal failure
- If dimming is not required the fixture can be operated from a standard wall switch

Dimming

- Designed for continuous dimming capability to nominally 5% with many 120V Leading Edge (LE) and Trailing Edge (TE) phase control dimmers (Dimmers with low end trim adjustment offer greater assurance of achieving 5% level)
- Consult dimmer manufacturer for compatibility and conditions of use
- Note: some dimmers require a neutral in the wallbox

Compliance

- cULus Listed 1598 luminaire(with listed Halo housings)
- UL Classified (with other housings) see specifications online for housing compatibility
- cULus Listed for damp location
- May be installed in housings in direct contact with insulation* and combustible material
- Air-Tite code compliant. Certified under ASTM E283; not exceeding 2.0 cfm (0.944 L/s) air leakage rate tested at a 1.57 psf (75 Pa) pressure differential.
- 90 CRI (R9 > 50) can be used to comply with California Title 24 high efficacy requirements. Title 20 Certified for residential compliance.
- Suitable for use in closets. Compliant with NFPA 70, NEC Sec. 410.16 (A)(1) and 410.16 (C)(3).
- ENERGY STAR® certified downlight retrofit
- EMI/RFI per FCC 47CFR Part 15 Class B consumer limits, suitable for use in residential and commercial installations
- Contains no mercury or lead and RoHS compliant
- Photometric testing in accordance with IES LM-79
- Lumen maintenance projections in accordance with IES LM-80 and TM-21

*Not to be used in housings in direct contact with spray foam insulation (Consult NEMA LSD57-2013)

Specifications, compliances and dimensions subject to change without notice

LED Adjustable

RA56

5 INCH

RA56 Series Ordering Information

Very Wide Flood - VWFL Models

RA5606927WH = 5"/6" Adjustable gimbal, 90 CRI, 2700K, matte white, very wide flood
RA5606930WH = 5"/6" Adjustable gimbal, 90 CRI, 3000K, matte white, very wide flood

Narrow Flood - NFL Models

RA5606927NFLWH = 5"/6" Adjustable gimbal, 90 CRI, 2700K, matte white, narrow flood
RA5606930NFLWH = 5"/6" Adjustable gimbal, 90 CRI, 3000K, matte white, narrow flood

Accessories (Order Separately)

Oversize Trim Rings

OT400P = Oversize flat white metal trim ring 6" ID x 9-1/4" OD (ring slips behind RA56 ring, in stepped configuration)
OT403P = Oversize white plastic trim ring 6" ID x 8" OD (ring slips behind RA56 ring, in stepped configuration)
TRM690WH = Oversize matte white metal trim ring. Designed for RA56 ring to inset into oversize ring for an even (non-stepped) trim surface

Replacement Friction Clips

RL56CLIP = Replacement kit of 5" and 6" friction clips for retrofitting into an existing housing without torsion spring receiving brackets
(One set of clips included with the unit)



E26 Screw Base Adapter

HE26LED = Replacement screw base adapter (One included with unit)

RA56 Energy Data

Minimum Starting Temp: -30°C (-22°F)

EMI/RFI: FCC Title 47 CFR, Part 15, Class B (Consumer)

Sound Rating: Class A standards

Input Voltage: 120V

Power Factor: >0.90

Input Frequency: 50/60Hz

THD: <20%

Input Power: 10W

Input Current: 85mA

Driver-Safety Agency Approvals:
- UL60950-1 Recognized
- LPS output
- UL8750 Compliant

Refer to specification online for further information www.eaton.com/lighting

LED Module

RL56 - 600 & 900 Series

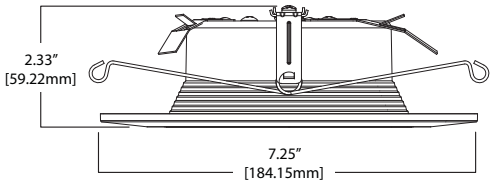

RL560WH6xxx – 600 Series
RL560WH9xxx – 900 Series

5"/6" LED Retrofit Module – 5 Inch Application

The Halo RL560 is a complete LED baffle-trim module for 5" and 6" aperture recessed downlights; suitable for new construction, remodel and retrofit installation. The RL560 is cULus Listed for use with Halo housings, and is UL Classified for use with other compatible 5" and 6" housings. The RL560 with integral LED driver offers 120 volt dimming capability. The RL560 lens provides uniform illumination and wet location listing. Precision construction makes any housing Air-Tite code compliant. Compliant with NFPA 70, NEC section 410.16 (A)(1) and 410.16 (C)(3).

90 CRI

T24 Can be used to comply with California Title 24 High Efficacy requirements
T20 Certified to California Title 20 Appliance Database

80 CRI

Can be used to comply with T24 California Non-Residential Lighting Controls requirements

ENERGY STAR | Can be used for IECC International Energy Conservation Code High Efficacy Compliance | RoHS Compliant | c UL us LISTED | Showerlight | air-tite

Features

Mechanical - Module
- Module construction includes LED, heat sink, reflector, lens, baffle and trim ring
- Trim ring is sized to fit 5" and 6" recessed housings and features a visually appealing graduated step design
- Regressed baffle
- Heat sink designed to conduct heat away from the LED keeping the junction temperatures below specified maximums, even in insulated ceilings
- Durable aluminum construction

Lens
- Regressed lens
- Impact-resistant polycarbonate
- Convex form for lamp-like appearance
- Diffusing for even illumination

Mounting
- Integral torsion springs and Push-N-Twist clips offer two mounting options
  - Torsion springs are pre-installed and adjust to fit 5" or 6" compatible housings
  - Push-N-Twist universal installation clips are pre-installed and designed to fit 5" or 6" compatible housings

LED
- Correlated Color Temperature (CCT): 2700K, 3000K, 3500K, and 4000K
- Color Rendering Index (CRI): 80 and 90 (See ordering table for available models)
- 600 nominal lumen series, range dependent on CCT and CRI
- 900 nominal lumens, range dependent on CCT and CRI
- Lumen maintenance L70 at 50,000 hours

LED Chromaticity
- A tight chromaticity specification ensures LED color uniformity, sustainable Color Rendering Index (CRI) and Correlated Color Temperature (CCT) over the useful life of the LED
- LED chromaticity of 3 SDCM exceeds ENERGY STAR® color standards per ANSI C78.377-2008
- Every Halo LED is quality tested, measured, and serialized in a permanent record to register lumens, wattage, CRI and CCT

Electrical Power Connections
- LED connector is a non-screw base luminaire disconnect offering easy installation with the matching Halo 5" H550 and 6" H750, H2750 LED housings
- LED connector meets California Title 24 high efficacy luminaire requirement for a non-screw base socket, and where required to qualify as a high efficacy luminaire
- The included E26 medium screw base Edison adapter provides easy retrofit of incandescent housings (see specifications online for housing compatibility)

LED Driver
- With the latest "driver-on-board" electronic technology, the driver is integrated in the module
- 120V 50/60 Hz constant current dimmable driver provides high efficiency operation
- Driver meets FCC 47CFR Part 15 EMI/RFI consumer limits for use in residential and commercial installations
- Driver features high power factor and low THD and has integral thermal protection in the event of over temperature or internal failure
- If dimming is not required the fixture can be operated from a standard wall switch

Dimming
- Designed for continuous dimming capability to nominally 5% with many 120V Leading Edge (LE) and Trailing Edge (TE) phase control dimmers. Dimmers with low end trim adjustment offer greater assurance of achieving 5% level.
- Consult dimmer manufacturer for compatibility and conditions of use
- Note, some dimmers require a neutral in the wallbox

Compliance
- cULus Listed 1598 luminaire (with listed Halo housings)
- UL Classified (with other housings) see specifications online for housing compatibility
- cULus Listed for damp location
- cULus Listed for wet location covered ceiling – shower rated
- IP56 Ingress Protection rated
- May be installed in housings in direct contact with insulation* and combustible material
- Air-Tite code compliant. Certified under ASTM E283; not exceeding 2.0 cfm (0.944 L/s) air leakage rate tested at a 1.57 psf (75 Pa) pressure differential.
- 90 CRI (R9 > 50) can be used to comply with California Title 24 high efficacy requirements. Title 20 Certified for residential compliance.
- 80 CRI can be used to comply with California Title 24 non-residential lighting controls requirements as an LED luminaire
- Suitable for use in closets. Compliant with NFPA 70, NEC Sec. 410.16 (A)(1) and 410.16 (C)(3).
- ENERGY STAR® certified downlight retrofit
- EMI/RFI per FCC 47CFR Part 15 Class B consumer limits, suitable for use in residential and commercial installations
- Contains no mercury or lead and RoHS compliant
- Photometric testing in accordance with IES LM-79
- Lumen maintenance projections in accordance with IES LM-80 and TM-21

*Not to be used in housings in direct contact with spray foam insulation (Consult NEMA LSD57-2013)

Specifications, compliances and dimensions subject to change without notice

RL56 600 & 900 Series Ordering Information

600 Series - 80 CRI	600 Series - 90 CRI	900 Series - 80 CRI	900 Series - 90 CRI
RL560WH6827 = 5"/6" Retrofit baffle, 2700K, matte white	**RL560WH6927** = 5"/6" Retrofit baffle, 2700K, matte white	**RL560WH9827** = 5"/6" Retrofit baffle, 700K, matte white	**RL560WH9927** = 5"/6" Retrofit baffle, 2700K, matte white
RL560WH6830 = 5"/6" Retrofit Baffle, 3000K, matte white	**RL560WH6930** = 5"/6" Retrofit baffle, 3000K, matte white	**RL560WH9830** = 5"/6" Retrofit baffle, 3000K, matte white	**RL560WH9930** = 5"/6" Retrofit baffle, 3000K, matte white
RL560WH6835 = 5"/6" Retrofit Baffle, 3500K, matte white	**RL560WH6935** = 5"/6" Retrofit baffle, 3500K, matte white	**RL560WH9835** = 5"/6" Retrofit baffle, 3500K, matte white	**RL560WH9935** = 5"/6" Retrofit baffle, 3500K, matte white
RL560WH6840 = 5"/6" Retrofit Baffle, 4000K, matte white	**RL560WH6940** = 5"/6" Retrofit baffle, 4000K, matte white	**RL560WH9840** = 5"/6" Retrofit baffle, 4000K, matte white	**RL560WH9940** = 5"/6" Retrofit baffle, 4000K, matte white

Accessories (Order Separately)

Designer Trims

Fit over the RL56 for a designer finish
RL56TRMWH = 5"/6" White paintable trim ring
RL56TRMSN = 5"/6" Satin nickel trim ring
RL56TRMTBZ = 5"/6" Tuscan bronze trim ring

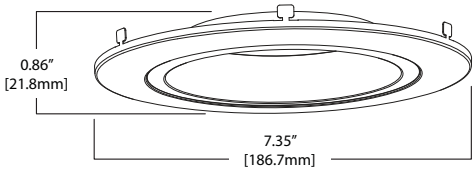

RL56 Energy Data

600 Series

Minimum Starting Temp: -30°C (-22°F)
EMI/RFI: FCC Title 47 CFR, Part 15, Class B (Consumer)
Sound Rating: Class A
Input Voltage: 120V
Power Factor: >0.90
Input Frequency: 60Hz
THD: <20%
Input Power: 7.3W – 9.7W (per CRI and CCT)
Input Current: 0.15A

Oversize Trim Rings

OT400P = Oversize flat white metal trim ring 6" ID x 9-1/4" OD (ring slips behind RL56 ring, in stepped configuration)
OT403P = Oversize white plastic trim ring 6" ID x 8" OD (ring slips behind RL56 ring, in stepped configuration)
TRM690WH = Oversize matte white metal trim ring. Designed for RL56 ring to inset into oversize ring for an even (non-stepped) trim surface

900 Series

Minimum Starting Temp: -30°C (-22°F)
EMI/RFI: FCC Title 47 CFR, Part 15, Class B (Consumer)
Sound Rating: Class A
Input Voltage: 120V
Power Factor: >0.90
Input Frequency: 60Hz
THD: <20%
Input Power: 13.5W
Input Current: 0.15A

Refer to specification online for further information www.eaton.com/lighting

E26 Screw Base Adapter

HE26LED = Replacement screw base adapter (one included with unit)

LED Module

LT560

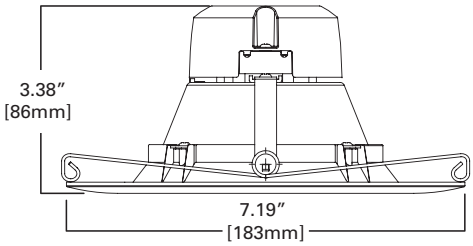

90 CRI

T24 Can be used to comply with California Title 24 High Efficacy requirements

T20 Certified to California Title 20 Appliance Database

LT560

5"/6" LED Retrofit Module – 5 Inch Application

The Halo LT560 is an LED baffle-trim module for 5" and 6" aperture recessed downlights; suitable for new construction, remodel and retrofit installation. The LT560 is cULus Listed for use with Halo, and is UL Classified for use with other compatible 5" and 6" housings. Precision construction makes any housing Air-Tite for added HVAC savings and code compliance.

LT560 Energy Data

Input Voltage: 120V
Input Current: 0.085A
Input Power: 10.2W
THD: ≤ 24%
Power Factor: ≥ 0.90
T Ambient: -30°C to +40°C
Sound Rating: Class A

(all values at 25° C without a dimming control in circuit)

Features

Mechanical - Module

Module construction includes LED, heat sink, reflector, lens, baffle and trim ring

Lens

- Regressed lens
- Polycarbonate
- Diffusing for even illumination

Mounting

Torsion springs are pre-installed and adjust to fit 5" and 6" compatible housings

LED

- Correlated Color Temperature (CCT): 3000K
- Color Rendering Index (CRI): 90
- 680 nominal lumen
- Lumen maintenance L70 at 35,000 hours

LED Chromaticity

- A tight chromaticity specification ensures LED color uniformity, sustainable Color Rendering Index (CRI) and Correlated Color Temperature (CCT) over the useful life of the LED
- LED chromaticity of 3 SDCM exceeds ENERGY STAR® color standards per ANSI C78.377-2008
- 90 CRI features high color performance with R9 > 50
- Halo LED serialized testing and measurement ensures color and lumen consistency on a per-unit basis, and validates long-term product consistency over time

Electrical Power Connections

- LED connector is a non-screw base luminaire disconnect offering easy installation with the matching Halo 5" and 6" LED housings
- LED connector meets California Title 24 high efficacy luminaire requirement for a non-screw base socket, and where required to qualify as a high efficacy luminaire
- The included E26 medium screw base Edison adapter provides easy retrofit of incandescent housings (see specifications online for housing compatibility)

Ground Connection

Separate grounding cable included on the module for attachment to the housing during installation

LED Driver

- 120V 50/60 Hz constant current dimmable driver provides high efficiency operation
- If dimming is not required the fixture can be operated from a standard wall switch

Dimming

- Designed for continuous dimming capability to nominally 10% with many 120V Leading Edge (LE) and Trailing Edge (TE) phase control dimmers. Dimmers with low end trim adjustment offer greater assurance of achieving 10% level.
- Consult dimmer manufacturer for compatibility and conditions of use
- Note, some dimmers require a neutral in the wallbox

Compliance

- cULus Listed 1598 luminaire (with listed Halo housings)
- UL Classified (with other housings) see specifications online for housing compatibility
- cULus Listed for damp location
- cULus Listed for wet location, covered ceiling – (Shower Rated)
- IP56 Ingress Protection rated
- May be installed in housings in direct contact with insulation* and combustible material
- Air-Tite code compliant. Certified under ASTM E283; not exceeding 2.0 cfm (0.944 L/s) air leakage rate tested at a 1.57 psf (75 Pa) pressure differential.
- 90 CRI (R9 > 50) can be used to comply with California Title 24 high efficacy requirements. California Title 20 Certified for residential compliance.
- Can be used for International Energy Conservation Code (IECC) high efficiency luminaire compliance
- ENERGY STAR® certified downlight retrofit
- EMI/RFI per FCC 47CFR Part 15 Class B consumer limits, suitable for use in residential and commercial installations
- Contains no mercury or lead and RoHS compliant
- Photometric testing in accordance with IES LM-79
- Lumen maintenance projections in accordance with IES LM-80 and TM-21
- Can be used in closets. Compliant with NFPA 70, NEC section 410.16 (A)(1) and 410.16 (C)(3).

*Not to be used in housings in direct contact with spray foam insulation (Consult NEMA LSD57-2013)

LT560 Ordering Information

Models

LT560WH6930 = 5"/6" Retrofit baffle 90 CRI, 3000K, matte white

Accessory (Order Separately)

HE26LED = Replacement screw base adapter (one included with unit)



Specifications, compliances and dimensions subject to change without notice

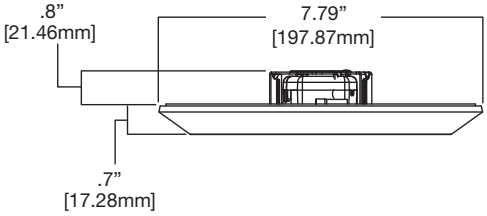

SLD606 - 600 Series, 120V
SLD612 - 1200 Series, 120V

5"/6" Surface LED Retrofit Module – 5 Inch Application

The Halo Surface LED Downlight (SLD) incorporates WaveStream™ technology o create an ultra-low profile surface mounting luminaire with the performance and look of a traditional downlight. SLD6 is designed for installation in many 3-1/2" and 4" square, octagon or round junction boxes. And may also retrofit in 5" and 6" IC and Non-IC recessed housings.* Suitable for residential or commercial installations. Ideal for closets, storage areas, attics and basements. Compliant with NFPA® 70, NEC® Section 410.16 (A)(3) and 410.16 (C)(5).

90 CRI

T24 Can be used to comply with California Title 24 High Efficacy requirements
T20 Certified to California Title 20 Appliance Database

80 CRI

Can be used to comply with T24 California Non-Residential Lighting Controls requirements

ENERGY STAR | Can be used for IECC International Energy Conservation Code High Efficacy Compliance | Can be used for WSEC Washington State Energy Code High Efficacy Compliance | RoHS Compliant | c UL us LISTED | Showerlight | airtite

Features

Mechanical
Die cast aluminum trim ring, and die formed aluminum frame

Optics
- WaveStream™ technology provides uniform luminance from a low profile flat lens
- AccuAim™ optics provide directional control for the “cone-of-light” beam distribution of a traditional downlight
- Precision molded lens features high transmission polymer with UV stabilized protecting film

Electrical Junction Box Mounting
- SLD may be used in compatible electrical junction boxes in direct contact with insulation including spray foam insulation
- Suitable for installation in many 3-1/2" and 4" square, octagon, and round electrical junction boxes

Note: Driver consumes 3 cubic inches of junction box
- Surface mounting in a fire-rated ceiling using an appropriate electrical box offers a cost-effective alternative to fire-rated recessed housings

Note: Fire-rating is per the rating of the ceiling and applicable junction box, not the SLD
- Installer must ensure compatibility of fit, wiring and proper mounting in the electrical junction box. This includes all applicable national and local electrical and building codes.
- Proprietary Slot-N-Lock quick installation system for junction box installation
- T-bracket with Slot-N-Lock mounting tabs included

Recessed Housing Mounting
- May be installed in IC recessed housings in direct contact with insulation

***Note:** Not for use in recessed housings in direct contact with spray foam insulation (Refer to NEMA LSD 57-2013)

Torsion Spring 5" & 6" Kit (Included)
- The torsion springs adjust on the frame to fit 5" or 6" compatible housings

Friction Blade 5" & 6" Kit (Included)
- For retrofit in 5" and 6" housings without torsion spring mounting tabs
- Allows the SLD to be installed in any position within the housing aperture (360 degrees)

LED
- Linear LED arrays are integrated in trim perimeter
- Correlated Color Temperature (CCT): 2700K, 3000K, 3500K, 4000K
- Color Rendering Index (CRI): 80 and 90
- Lumens – see Energy Data
- Lumen maintenance L70 at 50,000 hours

Electrical Connections
Junction Box
- Compatible with 3-1/2" x 2" and 4" x 1-1/2" deep round, square and octagon boxes (2-1/8" deep boxes recommended)
- Supply wire adapter with LED quick connector included
- JB models for use in junction boxes. May be used in recessed housings with accessory SLD6ACCKIT.

Recessed Housings
- LED connector is a non-screw base luminaire disconnect compatible with Halo 5" H550 series and 6" H750/H2750 series LED housings
- LED connector meets California Title 24 high efficacy luminaire standard as a non-screw base
- E26 Edison screw base included

LED Driver
- Driver is a 120V input, high efficiency, dimmable electronic power supply providing DC power to the LED arrays
- Driver features high power factor, low THD, and has integral thermal protection in the event of over temperature or internal failure
- If dimming is not required the fixture can be operated from a standard wall switch

Dimming
Designed for continuous dimming capability to nominally 5% with many 120V Leading Edge (LE) and Trailing Edge (TE) phase control dimmers. Dimming to 5% is best assured using dimmers with low end trim adjustment. Consult dimmer manufacturer for compatibility and conditions of use. Note, some dimmers require a neutral in the wallbox.

Compliance
- cULus Listed ceiling and wall
- cULus Listed damp location, ceiling and wall
- cULus Listed wet location, covered ceiling only (shower rated)
- Suitable for use in closets, compliant with NFPA® 70, NEC® Section 410.16 (A)(3) and 410.16 (C)(5)
- May be used in compatible electrical junction boxes in direct contact with insulation including spray foam insulation
- May be installed in IC recessed housings in direct contact with insulation (Not for use in recessed housings in direct contact with spray foam insulation. Refer to NEMA LSD 57-2013)
- UL Classified when used in retrofit with listed housings (See housing compatibility)
- EMI/RFI: meets FCC 47CFR Part 15 Class B limits, and is suitable for use in residential and commercial
- 90 CRI (R9 > 50) can be used to comply with California Title 24 high efficacy requirements. Title 20 certified for residential compliance.
- 80 CRI can be used to comply with California Title 24 non-residential lighting controls requirements as a LED luminaire
- Can be used for International Energy Conservation Code (IECC) high efficiency luminaire compliance
- ENERGY STAR® certified downlight surface retrofit
- Contains no mercury or lead and RoHS compliant
- Photometric testing in accordance with IES LM-79
- Lumen maintenance projections in accordance with IES LM-80 and TM-21

LED Surface Mount

SLD6 - Universal Voltage Series

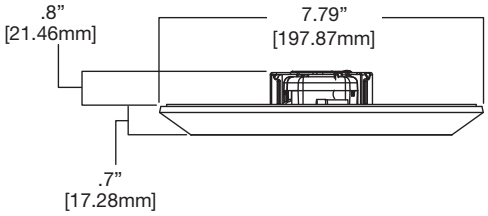

SLD612 - 1200 Series UNV, 120V-277V

5"/6" Surface LED Retrofit Module – 5 Inch Application

The Halo Surface LED Downlight (SLD) incorporates WaveStream™ technology to create an ultra-low profile surface mounting luminaire with the performance and look of a traditional downlight. SLD6-1200 UNV series is designed for installation in many 4" x 2-1/8" deep square junction boxes. Accessory mounting kit allows retrofit in 5" and 6" IC and Non-IC recessed housings.* Suitable for residential or commercial installations. Ideal for closets, storage areas, attics and basements. Compliant with NFPA® 70, NEC® Section 410.16 (A)(3) and 410.16 (C)(5).

90 CRI

T24 Can be used to comply with California Title 24 High Efficacy requirements
T20 Certified to California Title 20 Appliance Database

80 CRI

Can be used to comply with T24 California Non-Residential Lighting Controls requirements

ENERGY STAR | Can be used for IECC International Energy Conservation Code High Efficacy Compliance | Can be used for WSEC Washington State Energy Code High Efficacy Compliance | RoHS Compliant | c UL us LISTED | Showerlight | air-tite

Features

Mechanical

Die cast aluminum trim ring, and die formed aluminum frame

Optics

- WaveStream™ technology provides uniform luminance from a low profile flat lens
- AccuAim™ optics provide directional control for the "cone-of-light" beam distribution of a traditional downlight
- Precision molded lens features high transmission polymer with UV stabilized protecting film

Electrical Junction Box Mounting

- SLD may be used in compatible electrical junction boxes in direct contact with insulation including spray foam insulation
- Suitable for installation in many 4" x 2-1/8" deep square electrical junction boxes
- Compatible with other junction boxes with accessory SLD6EXT extension spacer ring

Note: Driver consumes 3 cubic inches of junction box

- Surface mounting in a fire-rated ceiling using an appropriate electrical box offers a cost-effective alternative to fire-rated recessed housings

Note: Fire-rating is per the rating of the ceiling and applicable junction box, not the SLD

- Installer must ensure compatibility of fit, wiring and proper mounting in the electrical junction box. This includes all applicable national and local electrical and building codes.
- Proprietary Slot-N-Lock quick installation system for junction box installation
- T-bracket with Slot-N-Lock mounting tabs included

Recessed Housing Mounting

- Accessory SLD6ACCKIT required for mounting in 5" and 6" enclosed recessed housings
- May be installed in IC recessed housings in direct contact with insulation

Note: Not for use in recessed housings in direct contact with spray foam insulation (Refer to NEMA LSD 57-2013)

- The SLD6 may be used with any 5 or 6 inch diameter recessed housing constructed of steel or aluminum with an internal volume that exceeds 107.9 in³

LED

- Linear LED arrays are integrated in trim perimeter
- Correlated Color Temperature (CCT): 2700K, 3000K, 3500K, 4000K
- Color Rendering Index (CRI): 80 and 90
- Lumens – see Energy Data
- Lumen maintenance L70 at 50,000 hours

Electrical Connections

Junction Box

- Compatible with 4" x 2-1/8" deep square boxes
- Supply wire adapter with LED quick connector included
- LED connector is a non-screw base luminaire disconnect

Recessed Housings

- Accessory SLD6ACCKIT required
- LED connector is compatible with Halo 5" H550 series and 6" H750, H2750 series LED housings
- LED connector meets California Title 24 high efficacy luminaire standard as a non-screw base

LED Driver

- Driver is a 120V-277V universal voltage input, high efficiency, dimmable electronic power supply providing DC power to the LED arrays
- Driver features high power factor, low THD, and has integral thermal protection in the event of over temperature or internal failure
- If dimming is not required the fixture can be operated from a standard wall switch

Dimming - Phase Control

- Designed for continuous dimming capability to nominally 5% with many 120V Leading Edge (LE) and Trailing Edge (TE) phase control dimmers. Dimmers with low end trim adjustment offer greater assurance of achieving 5% level.
- Consult dimmer manufacturer for compatibility and conditions of use. (Note, some dimmers require a neutral in the wallbox.)

Dimming - 0-10V

- Dimmable to 10% in typical operation with compatible 0-10V DC low voltage dimmers
- 0-10V DC dimmers operate using two low voltage dimming wires (color coded violet and gray). The low voltage dimming wires are separate from the 120V AC or 277V AC power.
- Switching on/off is via the line voltage (120V AC or 277V AC) power, and dimming is controlled via the 2-wire 0-10V DC wiring

Compliance

- cULus Listed ceiling and wall
- cULus Listed damp location, ceiling and wall
- cULus Listed wet location, covered ceiling only (shower rated)
- Suitable for use in closets, compliant with NFPA® 70, NEC® Section 410.16 (A)(3) and 410.16 (C)(5)
- SLD may be used in compatible electrical junction boxes in direct contact with insulation including spray foam insulation
- May be installed in IC recessed housings in direct contact with insulation. Not for use in recessed housings in direct contact with spray foam insulation. (Refer to NEMA LSD 57-2013)
- EMI/RFI: meets FCC 47CFR Part 15 Class B limits, and is suitable for use in residential and commercial installations
- Air-Tite code compliant. Certified under ASTM E283; not exceeding 2.0 cfm (0.944 L/s) air leakage rate tested at a 1.57 psf (75 Pa) pressure differential
- 90 CRI (R9 > 50) can be used to comply with California Title 24 high efficacy requirements. Title 20 certified for residential compliance.
- 80 CRI can be used to comply with California Title 24 non-residential lighting controls requirements as a LED luminaire
- Can be used for International Energy Conservation Code (IECC) high efficiency luminaire compliance
- ENERGY STAR® certified downlight surface retrofit
- Contains no mercury or lead and RoHS compliant
- Photometric testing in accordance with IES LM-79
- Lumen maintenance projections in accordance with IES LM-80 and TM-21

Specifications, compliances and dimensions subject to change without notice

SLD6 600 & 1200 Series Ordering Information

Models		Color Rendering Index (CRI)	Color Temperature (CCT)		Finish	Voltage	JB Only
Standard (Includes hardware kits for junction box and recessed housing mounting)	**SLD606** = 6" Surface LED downlight, 120V, 600 series **SLD612** = 6" Surface LED downlight, 120V, 1200 series	**8** = 80 CRI **9** = 90 CRI	**27** = 2700K **30** = 3000K	**35** = 3500K **40** = 4000K	**WH** = White	120V	
"JB" Models (Includes hardware kit for junction box mounting ONLY)	**SLD606** = 6" Surface LED downlight, 120V, 600 series **SLD612** = 6" Surface LED downlight, 120V, 1200 series	**8** = 80 CRI **9** = 90 CRI	**27** = 2700K **30** = 3000K	**35** = 3500K **40** = 4000K	**WH** = White	120V	**JB** = **ONLY** junction box hardware kit
"UNV" Models (120V-277V)	**SLD612** = 6" Surface LED downlight, 120V-277V 1200 series	**8** = 80 CRI **9** = 90 CRI	**27** = 2700K **30** = 3000K	**35** = 3500K **40** = 4000K	**WH** = White	**UNV** = Universal voltage 120V-277V (1200 series only)	**JB** = **ONLY** junction box hardware kit

Accessories (Order Separately)

Designer Trims

Fit over the SLD for a designer finish
SLD6TRMWH = 6" SLD white (paintable)
SLD6TRMSN = 6" SLD satin nickel
SLD6TRMTBZ = 6" SLD tuscan bronze
*SLD accessory trims attach with permanent adhesion and are not interchangeable after installation

Replacement Parts Kit

SLD6ACCKIT
SLD6 Retrofit Kit - SLD6 screw base adapter, friction blades, torsion springs, ground wire, mounting screws, wire nuts

SLD6BRKT
SLD6 junction box mounting bracket and screws

Compatible Junction Boxes

Octagon - Steel
4" x 4" x 2-1/8"
4" x 4" x 1-1/2"

Round - Plastic
4" diameter x 2-3/16"

Square - Steel**
4" x 4" x 2-1/8"
4" x 4" x 1-1/2"

**Universal Voltage (UNV) SLD6-1200 for use in 4" square junction boxes only

Junction Box Space Extension Ring

Adds 15/16" depth when the SLD driver cannot fit into a junction box

SLD6EXT = 6" Surface LED j-box extender, 9.5" OD

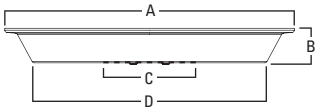

Dimensions
A: 9-1/2" [241mm]
B: 7/8" [24mm]
C: 3-7/8" [99mm]
D: 8" [203mm]

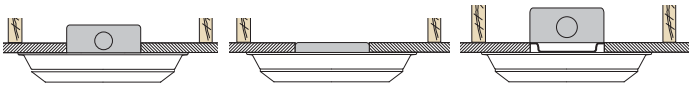

Standard j-box* **Shallow j-box (pancake)*** **Standard j-box with plaster ring***

Fire Rated Install*

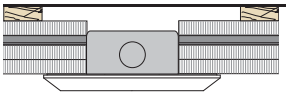

*For illustration ONLY – not for construction

Surface Box Adapter

Fits the SLD into a 4-inch round or octagon junction box mounted flat on a ceiling or beam surface (not recessed in the ceiling)
For 4-inch square junction boxes use SLD6RAD with the SLD6SADPLT square adapter plate

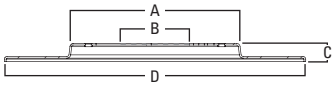

Dimensions
A: 4-1/2" [114mm]
B: 3-3/4" [95mm]
C: 1/2" [13mm]
D: 7-7/8" [201mm]

SLD6SADPLT
6" SLD square surface j-box adapter plate (use with SLD6RAD)

SLD6RAD
6" SLD round surface j-box adapter (use SLD6SADPLT for square j-box)

SLD6 Energy Data

600 Series	80 CRI	90 CRI
Nominal Lumens (4000K)	800	780
Input Voltage	120V	120V
Frequency	50/60 Hz	50/60 Hz
Input Current	0.10 A	0.11 A
Input Power	12.2 W	13.2 W
Efficiency (4000K models)	66 lm/W	59 lm/W
THD	≤ 20%	
Power Factor	≥ 0.90	
T Ambient	-30 – +40°C	
Sound Rating	Class A	

1200 Series	80 CRI	90 CRI
Nominal Lumens (4000K)	1215	1000
Input Voltage	120V	120V
Frequency	50/60 Hz	50/60 Hz
Input Current	0.12 A	0.12 A
Input Power	14.8 W	14.8 W
Efficiency (4000K models)	82 lm/W	68 lm/W
THD	≤ 20%	
Power Factor	≥ 0.90	
T Ambient	-30 – +40°C	
Sound Rating	Class A	

1200 Series Universal Voltage	80 CRI	90 CRI
Nominal Lumens (4000K)	1215	1000
Input Voltage	120V-277V	120V-277V
Frequency	50/60 Hz	50/60 Hz
Input Current	0.12 A	0.12 A
Input Power	14.8 W	14.8 W
Efficiency (4000K models)	82 lm/W	68 lm/W
THD	≤ 20%	
Power Factor	≥ 0.90	
T Ambient	-30 – +40°C	
Sound Rating	Class A	

ML56 LED Series Modules

ML56 – 600 & 900 Series

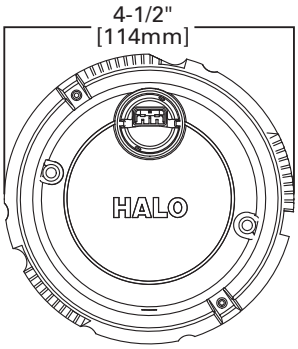

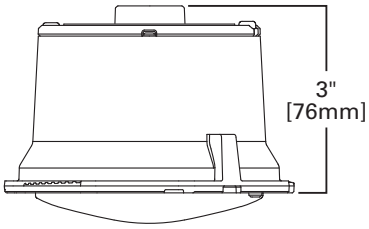

ML5606xxx – 600 Series
ML5609xxx – 900 Series

5"/6" LED Retrofit Module – 5 Inch Application

The ML56 LED downlighting system is a series of LED light modules for use with designated 5" ML56 LED trims in new construction, remodel and retrofit housings. Compatible with Halo 5" H550 series LED housings. ML56 light modules are offered in 600 series, 900 series, and 1200 series, 80 CRI or 90 CRI, and four color temperatures 2700K, 3000K, 3500K, 4000K. ML56 light modules are universal voltage 120V – 277V and dimmable at 120V. The ML56 lens provides uniform diffuse illumination.

90 CRI

T24 Can be used to comply with California Title 24 High Efficacy requirements

T20 Certified to California Title 20 Appliance Database

80 CRI

Can be used to comply with T24 California Non-Residential Lighting Controls requirements

ENERGY STAR

Can be used for IECC International Energy Conservation Code High Efficacy Compliance

RoHS Compliant

c UL us LISTED

Showerlight

air-tite

Features

Mechanical – Module
- Module includes LED driver, heat sink, and lens
- Durable die-cast aluminum construction
- Heat sink designed to conduct heat away from the LED keeping the junction temperatures below specified maximums, including insulated ceiling environments

Lens
- Impact-resistant polycarbonate
- Convex form for lamp-like appearance
- High lumen transmission
- Diffusing for even illumination

Mounting
- Light modules attach to reflector and baffle trims via locking tabs, and attach to eyeballs via keyed twist-to-lock mating bosses
- The complete light module and trim assembly installs into housings with precision formed torsion springs located on the trim

LED
- Correlated Color Temperature (CCT): 2700K, 3000K, 3500K, and 4000K
- Color Rendering Index (CRI): 80 and 90
- 600 nominal lumens, range dependent on CCT, CRI and trim
- 900 nominal lumens, range dependent on CCT, CRI and trim
- Lumen maintenance L70 at 50,000 hours

Electrical Power Connections
- LED connector is a non-screw base luminaire disconnect offering easy installation with the matching Halo 5" H550 series housings (use with ML56 5" LED trims)
- LED connector is a non-screw base, and where required to qualify as a high efficacy luminaire
- E26 medium screw base retrofit adapter included

LED Driver
- Driver is universal voltage 120V-277V, and may be controlled from a switch (switchable at 120V, 220V, 230V, 240V, and 277V)
- Driver is dimmable at 120V operation when connected to a compatible dimmer
- Driver is a high efficiency, electronic power supply providing DC power to the LED
- Driver meets FCC EMI/RFI consumer level limits on 120V main inputs, and is compliant for use in residential and commercial installations
- Driver features high power factor, low THD, and has integral thermal protection in the event of over temperature or internal failure

Compliance
- cULus Listed 1598 luminaire (with listed Halo housings)
- UL Classified (with other housings) see specifications online for housing compatibility
- cULus Listed for damp locations
- cULus Listed wet location, covered ceiling (shower rated) with ML56 baffle and reflector trims only
- Air-Tite code compliant. Certified under ASTM E283; not exceeding 2.0 cfm (0.944 L/s) air leakage rate tested at a 1.57 psf (75 Pa) pressure differential
- IP66 ingress protection rated with baffle and reflector trims only
- RoHS compliant
- May be used in IC (insulated ceiling) housings in direct contact with insulation* and combustible material
  - 90 CRI (R9 > 50) can be used for California Title 24 compliance, Title 20 Certified for residential compliance
  - 80 CRI can be used to comply with California Title 24 non-residential lighting controls requirements as an LED luminaire
- Can be used for International Energy Conservation Code (IECC) high efficiency luminaire compliance
- ENERGY STAR® certified downlight recessed system
- EMI/RFI per FCC 47CFR Part 15 Class B consumer limits (commercial and residential compliant)
- Photometric testing in accordance with IES LM-79
- Lumen maintenance projections in accordance with IES LM-80 and TM-21
- CE Mark - "Conformité Européene" conformity with the Council of European Communities Directives, meeting internationally recognized compliance when used with Halo H750, and H2750 Series LED housings only

*Not to be used in direct contact with spray foam insulation (Consult NEMA LSD57-2013)

ML56 LED System

Module + Trim

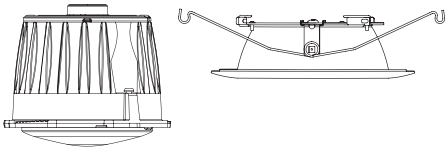

Specifications, compliances and dimensions subject to change without notice

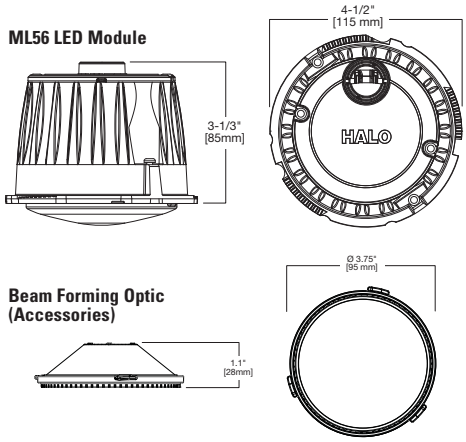

ML5612xxx – 1200 Series

5"/6" LED Retrofit Module – 5 Inch Application

The ML56 LED downlighting system is a series of LED light modules for use with designated 5" ML56 LED trims in new construction, remodel and retrofit housings. Compatible with Halo 5" H550 series LED housings. ML56 light modules are offered in 600 series, 900 series, and 1200 series, 80 CRI or 90 CRI, and four color temperatures 2700K, 3000K, 3500K, 4000K. ML56 light modules are universal voltage 120V – 277V and dimmable at 120V. The ML56 lens provides uniform diffuse illumination standard. ML56 - 1200 series offers narrow flood (NFL) beam forming reflector as an optional accessory. Halo ML56 series offers high performance LED downlighting in a flexible modular selection.

90 CRI

T24 Can be used to comply with California Title 24 High Efficacy requirements

T20 Certified to California Title 20 Appliance Database

80 CRI

Can be used to comply with T24 California Non-Residential Lighting Controls requirements

Features

Mechanical Module

- Module includes LED, LED driver, heat sink, and lens
- Durable die-cast aluminum construction
- Heat sink designed to conduct heat away from the LED keeping the junction temperatures below specified maximums, including insulated ceiling environments

Lens Optics

- Diffuse lens is standard on all 1200 series LED light modules
  - Impact-resistant polycarbonate
  - Convex form for lamp-like appearance
  - High lumen transmission
- Optional beam forming optic replaces diffuse lens and provide narrow flood (NFL) 25° nominal distribution. Beam forming optic is field installed. Order separately (accessories).

Mounting

- Light modules attach to reflector and baffle trims via locking tabs, and attach to eyeballs via keyed twist-to-lock mating bosses
- The complete light module and trim assembly installs into housings with precision formed torsion springs located on the trim

LED

- Correlated Color Temperature (CCT): 2700K, 3000K, 3500K, and 4000K
- Color Rendering Index (CRI): 80 and 90
- 1200 nominal lumens, range dependent on CCT, CRI and trim
- Lumen maintenance L70 at 50,000 hours

Electrical Power Connections

- LED connector is a non-screw base luminaire disconnect offering easy installation with the matching Halo 5" H550 series housings (use with ML56 5" LED trims)
- LED connector is a non-screw base, and where required to qualify as a high efficacy luminaire
- E26 medium screw base retrofit adapter included

LED Driver

- Driver is universal voltage 120V-277V, and may be controlled from a switch (switchable at 120V, 220V, 230V, 240V, and 277V)
- Driver is dimmable at 120V operation when connected to a compatible dimmer
- Driver is a high efficiency, electronic power supply providing DC power to the LED
- Driver meets FCC EMI/RFI consumer level limits on 120V main inputs, and is compliant for use in residential and commercial installations
- Driver features high power factor, low THD, and has integral thermal protection in the event of over temperature or internal failure

Compliance

- cULus Listed 1598 luminaire (with listed Halo housings)
- UL Classified (with other housings) see specifications online for housing compatibility
- cULus Listed for damp locations
- cULus Listed wet location, covered ceiling (shower rated) with ML56 baffle and reflector trims only
- Air-Tite code compliant. Certified under ASTM E283; not exceeding 2.0 cfm (0.944 L/s) air leakage rate tested at a 1.57 psf (75 Pa) pressure differential
- IP66 ingress protection rated with baffle and reflector trims only
- RoHS compliant
- May be used in IC (insulated ceiling) housings in direct contact with insulation* and combustible material
  - 90 CRI (R9 > 50) can be used for California Title 24 compliance, Title 20 Certified for residential compliance
  - 80 CRI can be used to comply with California Title 24 non-residential lighting controls requirements as an LED luminaire
- Can be used for International Energy Conservation Code (IECC) high efficiency luminaire compliance
- ENERGY STAR® certified downlight recessed LED system
- EMI/RFI per FCC 47CFR Part 15 Class B Consumer limits (commercial and residential compliant)
- Photometric testing in accordance with IES LM-79
- Lumen maintenance projections in accordance with IES LM-80 and TM-21
- CE Mark - "Conformité Européene" conformity with the Council of European Communities Directives, meeting internationally recognized compliance when used with Halo H750, and H2750 series LED housings only

Accessories

BFR56NFL
Beam forming reflector kit, narrow flood, 25° nominal

BFR56MH
Media holder, accepts one 3.45" lens
Requires BFR56NFL and L345SF (Order separately)

L345SF
3.45" diameter soft focus lens
Requires BFR56NFL and BFR56MH (Order separately)

ML56 LED Series Modules

ML56 – 600, 900 & 1200 Series Details

ML56 Ordering Information – LED Light Modules

600 Series / 80 CRI	600 Series / 90 CRI	900 Series / 80 CRI	900 Series / 90 CRI	1200 Series / 80 CRI	1200 Series / 90 CRI
ML5606827 = 600 lumen, 2700K	**ML5606927** = 600 lumen, 2700K	**ML5609827** = 900 lumen, 2700K	**ML5609927** = 900 lumen, 2700K	**ML5612827** = 1200 lumen, 2700K	**ML5612927** = 1200 lumen, 2700K
ML5606830 = 600 lumen, 3000K	**ML5606930** = 600 lumen, 3000K	**ML5609830** = 900 lumen, 3000K	**ML5609930** = 900 lumen, 3000K	**ML5612830** = 1200 lumen, 3000K	**ML5612930** = 1200 lumen, 3000K
ML5606835 = 600 lumen, 3500K	**ML5606935** = 600 lumen, 3500K	**ML5609835** = 900 lumen, 3500K	**ML5609935** = 900 lumen, 3500K	**ML5612835** = 1200 lumen, 3500K	**ML5612935** = 1200 lumen, 3500K
ML5606840 = 600 lumen, 4000K	**ML5606940** = 600 lumen, 4000K	**ML5609840** = 900 lumen, 4000K	**ML5609940** = 900 lumen 4000K	**ML5612840** = 1200 lumen, 4000K	**ML5612940** = 1200 lumen, 4000K

590 Series - 5" LED Trims

591WB = 5" LED trim, polymer "dead-front", shallow white baffle & flange
– shallow and standard housings (For use with 600 Series LED light modules only)
592SC = 5" LED trim, specular reflector & white flange
592H = 5" LED trim, haze reflector & white flange
592W = 5" LED trim, white reflector & flange
593WB = 5" LED trim, white micro-step baffle & flange
593BB = 5" LED trim, black micro-step baffle & white flange
593SNB = 5" LED trim, satin nickel micro-step baffle & flange
593TBZB = 5" LED trim, tuscan bronze micro-step baffle & flange
594WB = 5" LED directional trim, white eyeball, baffle & flange – shallow and standard housings
594SNB = 5" LED directional trim, satin nickel eyeball, baffle & flange – shallow and standard housings
594TBZB = 5" LED directional trim, tuscan bronze eyeball, baffle & flange – shallow and standard housings
595WW = 5" LED trim, wall wash - specular reflector, repositionable specular kick reflector, white flange
596WB = 5" LED trim, white shallow baffle & flange – shallow and standard housings

ML56 1200 Series not for use with 593TBZB, 593SNB, 594TBZB, 594SNB models
ML56 1200 Series for use in shallow housings with 594x trims only

System Accessories

WW595SC = 5" Wall wash insert – kick reflector for 595WW (1-included with trim) double or corner wall wash**
TRM590WH = 5" LED oversize trim ring for use with 59* series trims, white 6.3" ID, 7.5" OD Ring slips over LED trim. Inset design allows 5" trim to fit into oversize ring for an even trim surface
HE26LED = Replacement screw base adapter (one included with unit)

ML56 Energy Data

600 Series	900 Series	1200 Series
(Values at non-dimming line voltage)	(Values at non-dimming line voltage)	(Values at non-dimming line voltage)
Minimum Starting Temp: -30°C (-22°F)	Minimum Starting Temp: -30°C (-22°F)	Minimum Starting Temp: -30°C (-22°F)
EMI/RFI: FCC Title 47 CFR, Part 15, (Consumer)	EMI/RFI: FCC Title 47 CFR, Part 15, (Consumer)	EMI/RFI: FCC Title 47 CFR, Part 15, (Consumer)
Sound Rating: Class A	Sound Rating: Class A	Sound Rating: Class A
Input Voltage: UNV 120V-277V	Input Voltage: UNV 120V-277V	Input Voltage: UNV 120V-277V
Power Factor: >0.95 @ 120V and >0.9 @277V	Power Factor: >0.95 @ 120V and >0.9 @277V	Power Factor: >0.95 @ 120V and >0.9 @277V
Input Frequency: 50/60Hz	Input Frequency: 50/60Hz	Input Frequency: 50/60Hz
THD: <20%	THD: <20%	THD: <20%
Input Power: 9.0W (80 CRI), 10.2W (90 CRI)	Input Power: 13.4W (80 CRI), 13.4W (90 CRI)	Input Power: 17.5W (80 CRI), 17.5W (90 CRI)
Input Current at 120V: 0.15A	Input Current at 120V: 0.15A	Input Current at 120V: 0.14A
Input Current at 277V: 0.08A	Input Current at 277V: 0.08A	Input Current at 277V: 0.07A
Driver Compliance: UL8750, Class II rated	Driver Compliance: UL8750, Class II rated	Driver Compliance: UL8750, Class II rated

Dimming

Designed for dimming capability on 120V input to nominal 5% in normal operation with 120V Leading Edge (LE) and Trailing Edge (TE) phase control dimmers. (Consult dimmer manufacturer for dimmer compatibility and details. Note: Some dimmers require a neutral in the wallbox)

LED Chromaticity

- A tight chromaticity specification ensures LED color uniformity, sustainable Color Rendering Index (CRI) and Correlated Color Temperature (CCT) over the useful life of the LED
- LED color uniformity of 3 SDCM, exceeds ENERGY STAR® color standards per ANSI C78.377-2008
- Halo LED serialized testing and measurement process ensures color and lumen consistency on a per-unit basis, and validates long-term product consistency over time

Specifications, compliances and dimensions subject to change without notice

591 Shallow Polymer Baffle, Self-flange

- Shallow plastic baffle with self-flange
- Non-conductive polymer (plastic) "dead-front" construction
- Shallow height allows use in shallow or standard ceiling housings
- Wet location shower listed with ML56 LED modules
- For use with 600 series ML56 LED modules ONLY

591WB
White Shallow Polymer Baffle & Self-flange

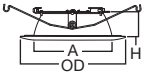

Dimensions**
A: 4-7/8" [123mm]
H: 1-1/2" [39mm]
OD: 6-1/2" [166mm]

592 Reflector, Self-flange

- Reflectors with self-flange
- For use with ML56 series LED modules
- Aluminum construction
- For use in standard housings
- Wet location, shower listed with ML56 LED light modules

592W
White Reflector & Self-flange



592SC
Specular Reflector, White Self-flange

592H
Haze Reflector, White Self-flange

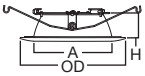

Dimensions**
A: 4-7/8" [123mm]
H: 1-1/2" [39mm]
OD: 6-1/2" [166mm]

593 Micro-Step Baffle, Self-flange

- Baffles with self-flange
- For use with ML56 series LED modules
- Aluminum construction
- For use in standard housings
- Wet location, Showerlight with ML56 LED light modules

593WB
White Baffle & Self-flange

593BB
Black Baffle, White Self-flange

593SNB
Satin Nickel Baffle, Satin Nickel Self-flange

593TBZB
Tuscan Bronze Baffle, Tuscan Bronze Self-flange

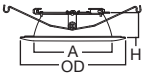

Dimensions**
A: 4-7/8" [123mm]
H: 1-1/2" [39mm]
OD: 6-1/2" [166mm]

594 Eyeball 30° Tilt, Self-flange

- Eyeball with baffle and self-flange
- For use with ML56 series LED modules
- Aluminum construction
- For use in standard and shallow housings
- Eyeball tilts from 0 to 30 degrees

594WB
White Reflector, White Self-flange

594SNB
Satin Nickel Reflector, Satin Nickel Self-flange

594TBZB
Tuscan Bronze Reflector, Tuscan Bronze Self-flange

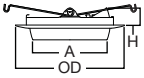

Dimensions**
A: 4-1/2" [113mm]
H: 1" [26mm]
OD: 6-1/2" [166mm]

595 Wall Wash Reflector, Self-flange

- Specular reflector with specular "kick" reflector insert
- For use with ML56 series LED modules
- Aluminum construction reflector and precision molded "kick" reflector
- Repositionable kick reflector allows wall wash adjustment
- Optional accessory kick reflector for double or corner wall wash (WW595SC)
- Wet location, Showerlight with ML56 LED modules

595WW
Wall Wash - Specular Reflector, Repositionable Specular Kick Reflector, White Self-flange

WW695SC
Optional Accessory - Wall Wash Kick Reflector

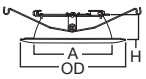

Dimensions**
A: 4-7/8" [123mm]
H: 1-1/2" [39mm]
OD: 6-1/2" [166mm]

596 Shallow Baffle, Self-flange

- Shallow baffle with self-flange
- For use with ML56 series LED light modules
- Aluminum construction
- Shallow height allows use in shallow or standard ceiling housings (for use in shallow housings with ML56 600 series and 900 series LED modules only)
- Wet location, Showerlight with ML56 LED modules

596WB
White Shallow Baffle, White Self-flange

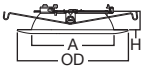

Dimensions**
A: 4-7/8" [123mm]
H: 1-1/2" [39mm]
OD: 6-1/2" [166mm]

****Key: A:** Luminous Aperture, **H:** Height, **OD:** Trim Outside Diameter

5 INCH

E26 Screw Base Insulated Ceiling Housings & Trims

Quick Reference – IC

Trim #	Style	H5ICAT	H5RICAT	E5ICAT	E5RICAT	H25ICAT	H5ICATNB	E5ICATNB	H25ICATNB
5000	Splay	•	•	•	•	•	•	•	•
5001	Baffle	•	•	•	•	—	•	•	—
5010	Baffle	•	•	•	•	—	•	•	—
5014	Baffle	•	•	•	•	•	•	•	•
5016	Baffle	•	•	•	•	—	•	•	—
5020	Reflector	•	•	•	•	—	•	•	—
5021	Reflector	•	•	•	•	—	•	•	—
5051	Showerlight	•	•	•	•	—	•	•	—
5054	Showerlight	•	•	•	•	•	•	•	•
5060	Adjustable	•	•	•	•	•	•	•	•
5070	Adjustable	•	•	•	•	•	•	•	•
5071	Adjustable	•	•	•	•	•	•	•	•
5102	Baffle	•	•	•	•	•	—	—	—
5107	Reflector	•	•	•	•	•	—	—	—
5109	Baffle	•	•	•	•	•	—	—	—
5110	Baffle	•	•	•	•	•	—	—	—
5120	Reflector	•	•	•	•	—	•	•	—
5121	Reflector	•	•	•	•	•	•	•	•
5125	Baffle	•	•	•	•	—	•	•	—
5126	Baffle	•	•	•	•	•	•	•	•
5130	Adjustable	•	•	•	•	•	•	•	•
5135	Adjustable	•	•	•	•	•	•	•	•
5145	Open Showerlight	•	•	•	•	•	•	•	•
5146	Open Showerlight	•	•	•	•	—	•	•	—
5150	Showerlight	•	•	•	•	•	•	•	•
5162	Showerlight	•	•	•	•	•	•	•	•
5165	Adjustable	•	•	•	•	•	•	•	•
5175	Open	•	•	•	•	•	—	—	—
5176	Open	•	•	•	•	•	•	•	•
5185	Splay	•	•	•	•	•	—	—	—
5186	Splay	•	•	•	•	•	•	•	•
5222	Adjustable	•	•	•	•	—	•	•	—
5230	Showerlight	•	•	•	•	—	•	•	—
5255	Showerlight	•	•	•	•	—	•	•	—

E26 Screw Base IC Housing

H5ICAT

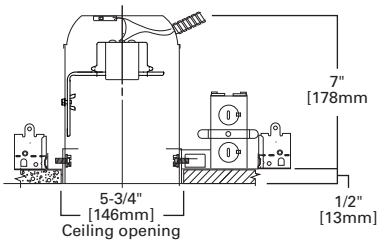

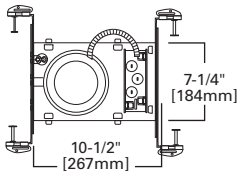

H5ICAT

5" IC, Air-Tite, New Construction Housing, 120V

The H5ICAT recessed housing is designed for residential and light commercial applications. H5ICAT features full-frame robust construction, feed through listing, Got Nail! bar hangers, and may support the use of higher wattage lamps. The wide variety of trims available allows a number of different lighting effects to be created with one basic housing. The H5ICAT is designed for use in insulated ceilings and may be in direct contact with insulation*. May be retrofit with compatible Halo LED lighting systems.

Special Features

- Got Nail!™ bar hangers
- q-Channel bars with Pass-N-Thru™
- Slide-N-Side™ junction box
- Quick Connect™ push wire nuts
- Air-Tite™ code compliant

Compatible Trims

5000	5021	5102	5125	5150	5185
5001	5051	5107	5126	5162	5186
5010	5054	5109	5130	5165	5222
5014	5060	5110	5135	5175	5230
5016	5070	5120	5145	5176	5255
5020	5071	5121	5146		

Trims for use in Halo listed housings

Select trims are classified for use in other housings, see www.eaton.com/lighting/legal

Features

Housing
- Single wall aluminum housing
- Sealed and gasketed for Air-Tite™ ready installation
- Designed for insulated ceilings in direct contact with insulation* (May also be installed in non-insulated ceilings)
- Housing adjusts in plaster frame to accommodate up to 1-3/8" ceiling thickness

Socket Plate
- Rigid socket plate adjusts and locks without tools for various lamp sizes
- Socket plate and bracket may be removed when using socket supporting trims

Plaster Frame
- Galvanized steel construction
- The housing can be removed from plaster frame to provide access to the junction box
- Plaster frame features include:
  - Regressed locking screw positioned for securing hanger bars from below the ceiling
  - Cutouts for easily crimping hanger bars in position
  - Halo name embossed on plaster frame
  - Pre-installed Air-Tite ready ceiling contact gasket

Includes:
- Got Nail!™ bar hangers (Details Pg. 9)
- q-Channel bars with Pass-N-Thru™ (Details Pg. 9)
- Slide-N-Side™ junction box wire traps (Details Pg. 9)
- Quick Connect™ push wire nuts (Details Pg. 9)
- Air-Tite™ code compliant (Details Pg. 9)

Socket
- Porcelain socket with nickel plated brass screw shell
- Snap-in springs secure socket to socket plate, and may be detached when using socket supporting trims
- Overspray protector included

Thermal Protector
Self resetting thermal protector deactivates fixture if overheating occurs due to improper lamping or misapplied insulation

Trims
Halo Fit-All concept offers multiple trim options in a variety of design styles, and functional beam distributions to control beam angle and lumen delivery in accommodating various lamp types including Halogen, CFL and LED

Compliance
- cULus Listed 1598 luminaire
- cULus Listed damp location
- cULus Listed for wet location, covered ceiling, with select trims
- cULus Listed for feed through
- cULus Listed for direct contact with insulation and combustible material*
- Air-Tite code compliant. Certified under ASTM E283; not exceeding 2.0 cfm (0.944 L/s) air leakage rate tested at a 1.57 psf (75 Pa) pressure differential
- RoHS compliant

*Not to be used in direct contact with spray foam insulation (Consult NEMA LSD57-2013)

E26 Screw Base IC Housing

H5RICAT

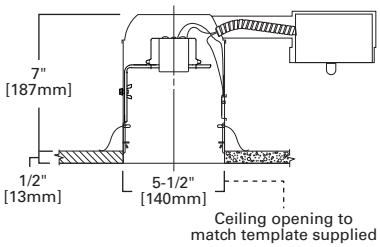

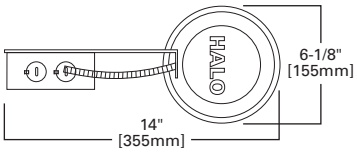

H5RICAT

5" IC, Air-Tite, Remodel Housing, 120V

The H5RICAT recessed housing is designed for residential and light commercial applications. H5RICAT remodel housing features robust construction and may support the use of higher wattage lamps. The wide variety of trims available allows a number of different lighting effects to be created with one basic housing. The H5RICAT is for use in insulated ceilings and may be in direct contact with insulation*. Remodel housing is designed for installation from below the finished ceiling. May be retrofit with compatible Halo LED lighting systems.

Special Features

Slide-N-Side™ junction box
Quick Connect™ push wire nuts
Air-Tite™ code compliant

Compatible Trims

5000	5021	5102	5125	5150	5185
5001	5051	5107	5126	5162	5186
5010	5054	5109	5130	5165	5222
5014	5060	5110	5135	5175	5230
5016	5070	5120	5145	5176	5255
5020	5071	5121	5146		

Trims for use in Halo listed housings

Select trims are classified for use in other housings, see www.eaton.com/lighting/legal

Features

Housing
- Gasketed die-stamped aluminum
- Pre-installed Air-Tite™ ready ceiling contact gasket on flange
- For installation from below the finished ceiling. Integral flange secures fixture against ceiling.
- Designed for insulated ceilings in direct contact with insulation* (May also be installed in non-insulated ceilings)

Socket Plate
- Rigid socket plate adjusts and locks without tools for various lamp sizes
- Socket plate and bracket may be removed when using socket supporting trims

Remodel Springs
Four remodel clips secure housing and accommodate 1/2" and 5/8" ceiling material

Junction Box
- Seven 1/2" trade size conduit knockouts with true pry-out slots
- Four type non-metallic (NM) cable pry-outs simplify installation

Includes:
- Slide-N-Side™ junction box wire traps (Details Pg. 9)
- Quick Connect™ push wire nuts (Details Pg. 9)
- Air-Tite™ code compliant (Details Pg. 9)

Socket
- Porcelain socket with nickel plated brass screw shell
- Snap-in springs secure socket to socket plate, and may be detached when using socket supporting trims
- Overspray protector included

Thermal Protector
Self resetting thermal protector deactivates fixture if overheating occurs due to improper lamping or misapplied insulation

Trims
Halo Fit-All concept offers multiple trim options in a variety of design styles, and functional beam distributions to control beam angle and lumen delivery in accommodating various lamp types including Halogen, CFL and LED

Compliance
- cULus Listed 1598 luminaire
- cULus Listed damp location
- cULus Listed for wet location, covered ceiling, with select trims
- cULus Listed for feed through
- cULus Listed for direct contact with insulation and combustible material*
- Air-Tite code compliant. Certified under ASTM E283; not exceeding 2.0 cfm (0.944 L/s) air leakage rate tested at a 1.57 psf (75 Pa) pressure differential
- RoHS compliant

*Not to be used in direct contact with spray foam insulation (Consult NEMA LSD57-2013)

Specifications, compliances and dimensions subject to change without notice

E26 Screw Base IC Housing

E5ICAT

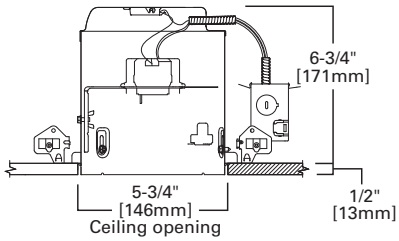

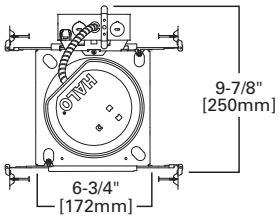

E5ICAT

5" IC, Air-Tite, New Construction Housing, 120V

The E5ICAT is a compact and efficient recessed housing optimized and listed for EISA compliant tungsten-halogen, CFL and LED lamps as well as incandescent. E5ICAT housing is suitable for residential or light commercial applications. For installation in insulated ceilings* and non-insulated ceilings; with Air-Tite code compliant construction. Use with a variety of trims and finishes to create different lighting effects or to match any decor. May be retrofit with Halo LED lighting systems.

Special Features

- All-Nail!™ bar hangers
- q-Channel bars with Pass-N-Thru™
- Hinged j-box with Slide-N-Side™
- Quick Connect™ push wire nuts
- Air-Tite™ code compliant

Compatible Trims

5000	5021	5102	5125	5150	5185
5001	5051	5107	5126	5162	5186
5010	5054	5109	5130	5165	5222
5014	5060	5110	5135	5175	5230
5016	5070	5120	5145	5176	5255
5020	5071	5121	5146		

Trims for use in Halo listed housings

Select trims are classified for use in other housings, see www.eaton.com/lighting/legal

Features

Housing
- Single wall die-formed aluminum housing
- Housing features a precision rolled interlocking collar which maintains aperture geometry for greater assurance of installation results
- Exclusive Air-Tite gasket meets code where required, and seals between housing, frame and finished ceiling - without need for additional caulk
- May be removed from the plaster frame to provide access to junction box

Socket Plate
- Rigid socket plate adjusts and locks without tools for various lamp sizes
- Socket plate and bracket may be removed when using socket supporting trims

Plaster Frame
- Galvanized steel frame. Housing adjusts in plaster frame to accommodate up to 3/8" - 1" ceiling thickness.
- (2) Regressed locking screws for securing hanger bars

Includes:
- All-Nail!™ bar hangers (Details Pg. 11)
- q-Channel bars with Pass-N-Thru™ (Details Pg. 11)
- Hinged junction box with Slide-N-Side™ (Details Pg. 11)
- Quick Connect™ push wire nuts (Details Pg. 11)
- Air-Tite™ code compliant (Details Pg. 11)

Socket
- Porcelain socket with nickel plated brass screw shell
- Snap-in springs secure socket to socket plate, and may be detached when using socket supporting trims
- Shipped with socket overspray protector installed

Thermal Protector
Self resetting thermal protector deactivates fixture if overheating occurs due to improper lamping or misapplied insulation

Trims
Halo Fit-All concept offers multiple trim options in a variety of design styles, and functional beam distributions to control beam angle and lumen delivery in accommodating various lamp types including Halogen, CFL and LED

Compliance
- cULus Listed 1598 luminaire
- cULus Listed damp location
- cULus Listed for wet location, covered ceiling, with select trims
- cULus Listed for direct contact with insulation and combustible material*
- Air-Tite code compliant. Certified under ASTM E283; not exceeding 2.0 cfm (0.944 L/s) air leakage rate tested at a 1.57 psf (75 Pa) pressure differential
- RoHS compliant

*Not to be used in direct contact with spray foam insulation (Consult NEMA LSD57-2013)

E26 Screw Base IC Housing

E5RICAT

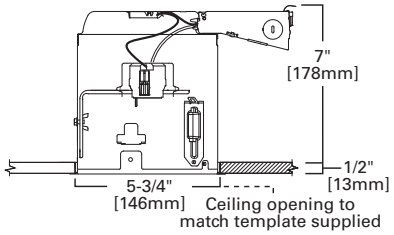

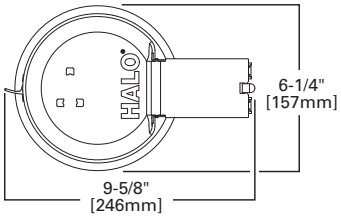

E5RICAT

5" IC, Air-Tite, Remodel Housing, 120V

The E5RICAT is a compact and efficient recessed housing optimized and listed for EISA compliant, tungsten-halogen, CFL and LED lamps as well as incandescent. E5RICAT remodel housing is suitable for residential or light commercial applications. For installation in insulated ceilings* and non-insulated ceilings; with Air-Tite code compliant construction. Remodel housing is designed for installation from below the finished ceiling. Use with a variety of trims and finishes to create different lighting effects or to match any decor. May be retrofit with Halo LED lighting systems.

Special Features

Hinged j-box with Slide-N-Side™
Quick Connect™ wiring tray
Air-Tite™ code compliant

Compatible Trims

5000	5021	5102	5125	5150	5185
5001	5051	5107	5126	5162	5186
5010	5054	5109	5130	5165	5222
5014	5060	5110	5135	5175	5230
5016	5070	5120	5145	5176	5255
5020	5071	5121	5146		

Trims for use in Halo listed housings

Select trims are classified for use in other housings, see www.eaton.com/lighting/legal

Features

Housing
- Single wall die-formed aluminum housing
- Die formed flange maintains aperture geometry for greater assurance of installation results
- Exclusive Air-Tite gasket meets code where required, and seals between housing, flange and finished ceiling - without need for additional caulk
- For installation from below the finished ceiling. Integral flange secures fixture against ceiling.

Remodel Retention System - Speed Clamps
- Exclusive two integral speed clamps securely lock housing to ceiling, accommodating 3/8" to 2" ceiling material

Socket Plate
- Rigid socket plate adjusts and locks without tools for various lamp sizes
- Socket plate and bracket may be removed when using socket supporting trims

Includes:
- Hinged junction box with Slide-N-Side™ (Details Pg. 11)
- Quick Connect™ wiring tray (Details Pg. 11)
- Air-Tite™ code compliant (Details Pg. 11)

Socket
- Porcelain socket with nickel plated brass screw shell
- Snap-in springs secure socket to socket plate, and may be detached when using socket supporting trims
- Shipped with socket overspray protector installed

Thermal Protector
Self resetting thermal protector deactivates fixture if overheating occurs due to improper lamping or misapplied insulation

Trims
Halo Fit-All concept offers multiple trim options in a variety of design styles, and functional beam distributions to control beam angle and lumen delivery in accommodating various lamp types including Halogen, CFL and LED

Quick Connect™ Wiring Tray
- (3) Color coded 4-port push-in wire nuts included
- Captive tray holds push-nuts in place for one-handed connections to line, neutral & ground
- Speeds installation and increases reliability
- No additional wire nuts required

Compliance
- cULus Listed 1598 luminaire
- cULus Listed damp location
- cULus Listed for wet location, covered ceiling, with select trims
- cULus Listed for direct contact with insulation and combustible material*
- Air-Tite code compliant. Certified under ASTM E283; not exceeding 2.0 cfm (0.944 L/s) air leakage rate tested at a 1.57 psf (75 Pa) pressure differential.
- RoHS compliant

*Not to be used in direct contact with spray foam insulation (Consult NEMA LSD57-2013)

Specifications, compliances and dimensions subject to change without notice

E26 Screw Base IC Housing

H25ICAT



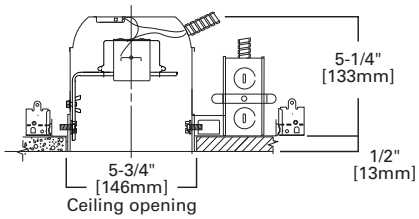

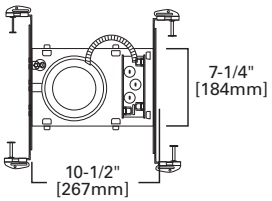

H25ICAT

5" IC, Air-Tite, Shallow New Construction Housing, 120V

The H25ICAT recessed housing is designed for residential and light commercial applications. The H25ICAT is designed for use in shallow ceilings and features full-frame robust construction, feed through listing, Got Nail! bar hangers; and may support the use of higher wattage lamps. The wide variety of trims available allows a number of different lighting effects to be created with one basic housing. The H25ICAT is designed for use in shallow insulated ceilings and may be in direct contact with insulation*. May be retrofit with compatible Halo LED lighting systems.

Special Features

Got Nail!™ bar hangers
q-Channel bars with Pass-N-Thru™
Slide-N-Side™ junction box
Quick Connect™ push wire nuts
Air-Tite™ code compliant

Compatible Trims

5000	5070	5109	5130	5162	5176
5014	5071	5110	5135	5165	5185
5054	5102	5121	5145	5175	5186
5060	5107	5126	5150		

Trims for use in Halo listed housings

Select trims are classified for use in other housings, see www.eaton.com/lighting/legal

Features

Housing
- Single wall aluminum housing
- Sealed and gasketed for Air-Tite™ ready installation
- Designed for insulated ceilings in direct contact with insulation* (May also be installed in non-insulated ceilings)
- Housing adjusts in plaster frame to accommodate up to 1-3/8" ceiling thickness

Socket Plate
- Rigid socket plate adjusts and locks without tools for various lamp sizes
- Socket plate and bracket may be removed when using socket supporting trims

Plaster Frame
- Galvanized steel construction
- The housing can be removed from plaster frame to provide access to the junction box
- Plaster frame features include:
  - Regressed locking screw positioned for securing hanger bars from below the ceiling
  - Cutouts for easily crimping hanger bars in position
  - Halo name embossed on plaster frame
  - Pre-installed Air-Tite ready ceiling contact gasket

Includes:
- Got Nail!™ bar hangers (Details Pg. 9)
- q-Channel bars with Pass-N-Thru™ (Details Pg. 9)
- Slide-N-Side™ junction box wire traps (Details Pg. 9)
- Quick Connect™ push wire nuts (Details Pg. 9)
- Air-Tite™ code compliant (Details Pg. 9)

Socket
- Porcelain socket with nickel plated brass screw shell
- Snaps into trim for consistent lamp positioning
- Overspray protector included

Thermal Protector
Self resetting thermal protector deactivates fixture if overheating occurs due to improper lamping or misapplied insulation

Trims
Halo Fit-All concept offers multiple trim options in a variety of design styles, and functional beam distributions to control beam angle and lumen delivery in accommodating various lamp types including Halogen, CFL and LED

Compliance
- cULus Listed 1598 luminaire
- cULus Listed damp location
- cULus Listed for wet location, covered ceiling, with select trims
- cULus Listed for feed through
- cULus Listed for direct contact with insulation and combustible material*
- Air-Tite code compliant. Certified under ASTM E283; not exceeding 2.0 cfm (0.944 L/s) air leakage rate tested at a 1.57 psf (75 Pa) pressure differential.
- RoHS compliant

*Not to be used in direct contact with spray foam insulation (Consult NEMA LSD57-2013)

E26 Screw Base Trims

IC Housings: H5ICAT • H5RICAT • E5ICAT • E5RICAT • H25ICAT

Reflectors

5020 PAR Reflector

- Straight precision sided trim ring (fixed, not removable)
- Torsion spring retention
- Dual socket position for BR and PAR lamps
- Socket supporting

Housings	Max Lamp Compatibility
H5ICAT	75W PAR30S, 60W R30, 60W BR30
H5RICAT	50W PAR30S, 50W PAR30L, 60W BR30
E5ICAT	**5020P, 5020H, 5020SC, 5020BL:** 60W PAR30S, 60W BR30
E5RICAT	**5020SN, 5020TBZ:** 60W PAR30S, 50W BR30

Compatible with Halogen, Incandescent, LED* or CFL* lamps

5020P
White Reflector, White Trim

5020H
Haze Reflector, White Trim

5020SC
Clear Specular Reflector, White Trim

5020BL
Black Specular Reflector, White Trim

5020SN
Satin Nickel Reflector, Satin Nickel Trim

5020TBZ
Tuscan Bronze Reflector, Tuscan Bronze Trim

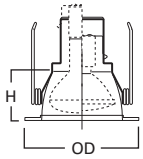

Dimensions**
H: 3-1/4" [82mm]
OD: 6-3/8" [162mm]

5021 Full Reflector

- Straight precision sided trim ring (fixed, not removable)
- Torsion spring retention
- For use with A-lamps
- Socket supporting

Housings		Max Lamp Compatibility
H5ICAT	H5RICAT	40W A19
E5ICAT	E5RICAT	29W A19

Compatible with Halogen, Incandescent, LED* or CFL* lamps

5021H
Haze Reflector, White Trim

5021SC
Clear Specular Reflector, White Trim

5021SN
Satin Nickel Reflector, Satin Nickel Trim

5021TBZ
Tuscan Bronze Reflector, Tuscan Bronze Trim

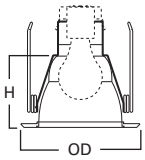

Dimensions**
H: 5" [127mm]
OD: 6-3/8" [162mm]

5107 Specular Reflector, Self-flange

- Self-flange reflector cone
- Contoured tapered sides of cone reflector for BR30 and PAR30 lamps
- Coil spring retention
- Self-flange trim ring sized to hide gaps caused by construction tolerances

Housings		Max Lamp Compatibility
H5ICAT	H5RICAT	50W PAR30S, 75W PAR30L, 65W BR30
E5ICAT	E5RICAT	
H25ICAT		50W PAR30S, 60W PAR30L, 60W BR30

Compatible with Halogen, Incandescent, LED* or CFL* lamps

5107SC
Specular Reflector, White Self-flange

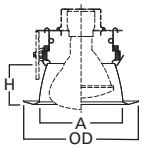

Dimensions**
A: 4-3/4" [121mm]
H: 2-3/8" [60mm]
OD: 6-5/8" [168mm]

5120 Full Cone Reflector, Self-flange

- Full cone reflector
- Torsion spring retention
- Socket supporting
- Self-flange trim ring sized to hide gaps caused by construction tolerances

Housings		Max Lamp Compatibility
H5ICAT	H5RICAT	**5120WH:** 29W A19, 50W PAR30S, 60W PAR30L, 65W BR30
E5ICAT	E5RICAT	**5120SN, 5120TBZ:** 29W A19, 50W PAR30S, 60W PAR30L, 50W BR30

Compatible with Halogen, Incandescent, LED* or CFL* lamps

5120WH
White Reflector, White Self-flange

5120SN
Satin Nickel Reflector, Satin Nickel Self-flange

5120TBZ
Tuscan Bonze Reflector, Tuscan Bronze Self-flange

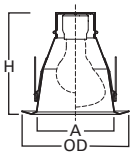

Dimensions**
A: 4-3/4" [121mm]
H: 6-1/4" [160mm]
OD: 6-5/8" [168mm]

*UL1993 listed LED & CFL equivalent lamps permitted. Consult lamp manufacturer for conditions of use. Eaton does not warranty the lamp.
****Key: A:** Luminous Aperture, **D:** Depth Profile, **H:** Height, **LH:** Lens Height, **OD:** Trim Outside Diameter

Specifications, compliances and dimensions subject to change without notice

5121 Shallow Full Cone Reflector, Self-flange

- Shallow full cone reflector
- Torsion spring retention
- Socket supporting
- Self-flange trim ring sized to hide gaps caused by construction tolerances

Housings	Max Lamp Compatibility
H5ICAT H5RICAT E5ICAT E5RICAT	50W PAR30S, 75W PAR30L, 65W BR30
H25ICAT	50W PAR20, 50W PAR30S, 75W PAR30L, 65W BR30

Compatible with Halogen, Incandescent, LED* or CFL* lamps

5121WH
White Reflector, White Oversize Self-flange

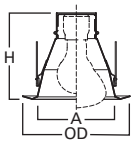

Dimensions**
A: 4-3/4" [121mm]
H: 5-1/3" [135mm]
OD: 6-5/8" [168mm]

Baffles

5001 PAR Metal Baffle Splay

- Straight precision sided trim ring (fixed, not removable)
- Torsion spring retention
- Dual socket position for BR and PAR lamps
- Socket supporting

Housings	Max Lamp Compatibility
H5ICAT	35W PAR20, 75W PAR30S, 65W BR30, 30W R20
H5RICAT	35W PAR20, 50W PAR30S, 50W PAR30L, 60W BR30, 30W R20
E5ICAT E5RICAT	**5001P:** 35W PAR20, 60W PAR30S, 60W PAR30L, 65W BR30 **5001MB, 5001SN, 5001TBZ:** 35W PAR20, 60W PAR30S, 60W PAR30L, 60W BR30

Compatible with Halogen, Incandescent, LED* or CFL* lamps

5001P
White Baffle, White Trim

5001MB
Black Baffle, White Trim

5001SN
Satin Nickel Baffle, Satin Nickel Trim

5001TBZ
Tuscan Bronze Baffle, Tuscan Bronze Trim

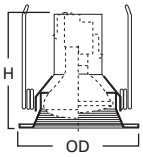

Dimensions**
H: 6-1/8" [152mm]
OD: 6-3/8" [156mm]

5010 PAR Metal Step Baffle

- Straight precision sided trim ring (fixed, not removable)
- Torsion spring retention
- Dual socket position for BR and PAR lamps
- Socket supporting

Housings	Max Lamp Compatibility
H5ICAT	75W PAR30S, 60W R30, 60W BR30
H5RICAT	50W PAR30S, 50W PAR30L, 60W BR30
E5ICAT	60W PAR30S, 60W PAR30L, 60W BR30
E5RICAT	50W PAR30S, 60W PAR30L, 60W BR30

Compatible with Halogen, Incandescent, LED* or CFL* lamps

5010W
White Baffle, White Trim

5010
Black Baffle, White Trim

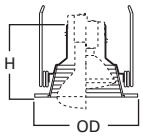

Dimensions**
H: 2" [52mm]
OD: 6-3/8" [156mm]

5014 Shallow Metal Baffle, Self-flange

- For use in shallow housing
- Straight precision sided trim ring (fixed, not removable)
- Torsion spring retention
- Socket supporting

Housings	Max Lamp Compatibility
H5ICAT H5RICAT E5ICAT E5RICAT	50W PAR30S, 75W PAR30L, 65W BR30

Compatible with Halogen, Incandescent, LED* or CFL* lamps

5014P
White Baffle, White Trim

5014MB
Black Baffle, White Trim

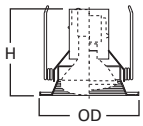

Dimensions**
A: 4-3/4" [121mm]
H: 2-3/8" [60mm]
OD: 6-5/8" [168mm]

*UL1993 listed LED & CFL equivalent lamps permitted. Consult lamp manufacturer for conditions of use. Eaton does not warranty the lamp.
****Key: A:** Luminous Aperture, **D:** Depth Profile, **H:** Height, **LH:** Lens Height, **OD:** Trim Outside Diameter

E26 Screw Base Trims

IC Housings: H5ICAT • H5RICAT • E5ICAT • E5RICAT • H25ICAT

5016 Coilex® Baffle with Reflector

- Straight precision sided trim ring (fixed, not removable)
- Torsion spring retention
- Dual socket position for BR and PAR lamps
- Socket supporting

Housings	Max Lamp Compatibility
H5ICAT H5RICAT	60W PAR30S, 60W PAR30L, 50W BR30
E5ICAT E5RICAT	60W PAR30S, 60W PAR30L, 50W BR30

Compatible with Halogen, Incandescent, LED* or CFL* lamps

5016W
White Baffle, White Trim

5016P
Black Baffle, White Trim

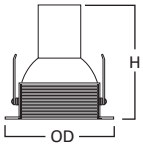

Dimensions**
H: 6-3/4" [171mm]
OD: 6-3/8" [162mm]

5102 Tapered Metal Baffle, Self-flange

- Contoured tapered sides of metal baffle for BR30 and PAR30 lamps
- Coil spring retention
- Self-flange trim ring sized to hide gaps caused by construction tolerances

Housings	Max Lamp Compatibility
H5ICAT H5RICAT E5ICAT E5RICAT	50W PAR30S, 75W PAR30L, 65W BR30
H25ICAT	50W PAR30S, 60W PAR30L, 60W BR30

Compatible with Halogen, Incandescent, LED* or CFL* lamps

5102WB
White Baffle, White Self-flange

5102BB
Black Baffle, White Self-flange

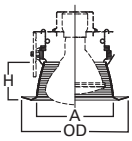

Dimensions**
A: 4-3/4" [121mm]
H: 2-3/8" [60mm]
OD: 6-5/8" [168mm]

5109 Coilex® Tapered Baffle, Self-flange

- Contoured tapered sides of Coilex baffle for BR30 and PAR30 lamps
- Coil spring retention
- Self-flange trim ring sized to hide gaps caused by construction tolerances

Housings	Max Lamp Compatibility
H5ICAT H5RICAT E5ICAT E5RICAT	50W PAR30S, 60W PAR30L, 60W BR30
H25ICAT	39W PAR30S, 60W PAR30L, 50W BR30

Compatible with Halogen, Incandescent, LED* or CFL* lamps

5109WB
White Plastic Straight Coilex Baffle, White Self-flange

5109BB
Black Plastic Straight Coilex Baffle, White Self-flange

5109BKBB
Black Plastic Straight Coilex Baffle, Black Self-flange

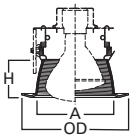

Dimensions**
A: 4-3/4" [121mm]
H: 2-3/8" [60mm]
OD: 6-5/8" [168mm]

5110 Perftex™ Baffle, Self-flange

- Perforated pattern baffle contoured for BR30 and PAR30 lamps
- Coil spring retention
- Self-flange trim ring sized to hide gaps caused by construction tolerances

Housings	Max Lamp Compatibility
H5ICAT H5RICAT E5ICAT E5RICAT	50W PAR30S, 60W PAR30L, 50W BR30
H25ICAT	**5110WB:** 39W PAR30S, 60W PAR30L, 50W BR30 **5110BB, 5110BKBB:** 39W PAR30S, 60W PAR30L, 40W BR30

Compatible with Halogen, Incandescent, LED* or CFL* lamps

5110WB
White Perftex Baffle, White Self-flange

5110BB
Black Perftex Baffle, White Self-flange

5110BKBB
Black Perftex Baffle, Black Self-flange

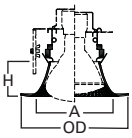

Dimensions**
A: 5-1/2" [141mm]
H: 2-1/8" [55mm]
OD: 6-5/8" [168mm]

*UL1993 listed LED & CFL equivalent lamps permitted. Consult lamp manufacturer for conditions of use. Eaton does not warranty the lamp.
****Key: A:** Luminous Aperture, **D:** Depth Profile, **H:** Height, **LH:** Lens Height, **OD:** Trim Outside Diameter

Specifications, compliances and dimensions subject to change without notice

5125 Full Cone Baffle, Self-flange

- Full cone baffle trim
- Torsion springs retention
- Socket supporting
- Self-flange trim ring sized to hide gaps caused by construction tolerances

Housings	Max Lamp Compatibility
H5ICAT H5RICAT	**5125WB:** 29W A19, 50W PAR30S, 60W PAR30L, 65W BR30
E5ICAT E5RICAT	**5125BB & 5125BKBB:** 29W A19, 50W PAR30S, 60W PAR30L, 50W BR30

Compatible with Halogen, Incandescent, LED* or CFL* lamps

5125WB
White Baffle, White Self-flange

5125BB
White Baffle, Black Self-flange

5125BKBB
Black Baffle, Black Self-flange

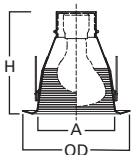

Dimensions**
A: 4-3/4" [121mm]
H: 6-1/4" [160mm]
OD: 6-5/8" [168mm]

5126 Shallow Full Cone Baffle, Self-flange

- Shallow full cone baffle
- Torsion springs retention
- Socket supporting
- Self-flange trim ring sized to hide gaps caused by construction tolerances

Housings	Max Lamp Compatibility
H5ICAT H5RICAT	50W PAR30S, 75W PAR30L, 65W BR30
E5ICAT E5RICAT	
H25ICAT	**5126WB:** 50W PAR20, 50W PAR30S, 75W PAR30L, 65W BR30 **5126BB:** 50W PAR20, 50W PAR30S, 60W PAR30L, 50W BR30

Compatible with Halogen, Incandescent, LED* or CFL* lamps

5126WB
White Baffle, White Self-flange

5126BB
Black Baffle, White Self-flange

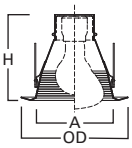

Dimensions**
A: 4-3/4" [121mm]
H: 5-1/3" [135mm]
OD: 6-5/8" [168mm]

Adjustable – Eyeballs & Gimbals

5060 Adjustable Gimbal 20° Tilt, Self-flange

- Straight precision sided trim ring (fixed, not removable)
- For directional accent lighting
- Torsion springs retention
- 20° tilt - 360° rotation
- Socket supporting

Housings	Max Lamp Compatibility
H5ICAT H5RICAT	50W PAR30S
E5ICAT E5RICAT	
H25ICAT	50W PAR30S, 50W R30

Compatible with Halogen, Incandescent, LED* or CFL* lamps

5060P
White Gimbal, White Trim

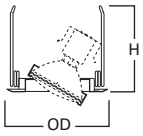

Dimensions**
H: 3-1/4" [82mm]
OD: 6-3/8" [162mm]

5070 Adjustable Eyeball 30° Tilt, Self-flange

- Straight precision sided trim ring (fixed, not removable)
- For directional accent lighting
- Torsion springs retention
- 30° tilt - 360° rotation
- Socket supporting

Housings	Max Lamp Compatibility
H5ICAT H5RICAT	
E5ICAT E5RICAT	75W PAR30S
H25ICAT	

Compatible with Halogen, Incandescent, LED* or CFL* lamps

5070P
White Eyeball, White Trim

5070SN
Satin Nickel Eyeball, Satin Nickel Trim

5070TBZ
Tuscan Bronze Eyeball, Tuscan Bronze Trim

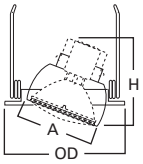

Dimensions**
A: 3-7/8" [98mm]
H: 3-3/8" [86mm]
OD: 6-3/8" [162mm]

*UL1993 listed LED & CFL equivalent lamps permitted. Consult lamp manufacturer for conditions of use. Eaton does not warranty the lamp.
****Key: A:** Luminous Aperture, **D:** Depth Profile, **H:** Height, **LH:** Lens Height, **OD:** Trim Outside Diameter

E26 Screw Base Trims

IC Housings: H5ICAT • H5RICAT • E5ICAT • E5RICAT • H25ICAT

5071 Adjustable Eyeball 30° Tilt, Self-flange

- Straight precision sided trim ring (fixed, not removable)
- For directional accent lighting
- Torsion springs retention
- 30° tilt - 360° rotation
- Socket supporting

Housings		Max Lamp Compatibility
H5ICAT	H5RICAT	50W PAR20, 50W R20
E5ICAT	E5RICAT	50W PAR20
H25ICAT		50W PAR20, 50W R20

Compatible with Halogen, Incandescent, LED* or CFL* lamps

5071P
White Eyeball, White Trim

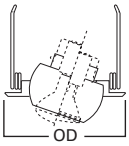

Dimensions**
OD: 6-1/2" [165mm]

5130 Eyeball 35° Tilt, Self-flange

- Adjustable 35° tilt, 360° rotation
- Design optimized for PAR30S (short-neck) lamp
- Torsion spring retention
- Socket supporting
- Self-flange trim ring sized to hide gaps caused by construction tolerances

Housings		Max Lamp Compatibility
H5ICAT	H5RICAT	
E5ICAT	E5RICAT	75W PAR30S
H25ICAT		

Compatible with Halogen, Incandescent, LED* or CFL* lamps

5130WH
White Eyeball, White Trim

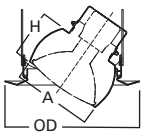

Dimensions**
A: 3-7/8" [98mm]
H: 2-1/4" [58mm]
OD: 6-5/8" [168mm]

5135 Eyeball 35° Tilt, Self-flange

- Conical adjustable eyeball trim for PAR20 lamp
- Torsion spring retention
- Socket supporting
- 35° tilt, 360° rotation
- Self-flange trim ring sized to hide gaps caused by construction tolerances

Housings		Max Lamp Compatibility
H5ICAT	H5RICAT	
E5ICAT	E5RICAT	50W PAR20
H25ICAT		

Compatible with Halogen, Incandescent, LED* or CFL* lamps

5135WH
White Eyeball, White Trim, Self-flange

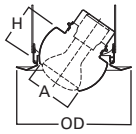

Dimensions**
A: 2-3/4" [70mm]
H: 2-1/4" [58mm]
OD: 6-5/8" [168mm]

5165 Gimbal 35° Tilt, Self-flange

- Adjustable gimbal trim for PAR30S (short-neck) lamp
- Torsion spring retention
- Socket supporting
- 35° tilt, 360° rotation
- Self-flange trim ring sized to hide gaps caused by construction tolerances

Housings		Max Lamp Compatibility
H5ICAT	H5RICAT	
E5ICAT	E5RICAT	50W PAR30S
H25ICAT		

Compatible with Halogen, Incandescent, LED* or CFL* lamps

5165WH
White Gimbal, White Trim

5165BK
Black Gimbal, Black Trim

5165SN
Satin Nickel Gimbal, Satin Nickel Trim

5165TBZ
Tuscan Bronze Gimbal, Tuscan Bronze Trim

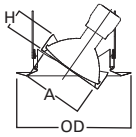

Dimensions**
A: 3-3/8" [85mm]
H: 1-1/8" [29mm]
OD: 6-5/8" [168mm]

*UL1993 listed LED & CFL equivalent lamps permitted. Consult lamp manufacturer for conditions of use. Eaton does not warranty the lamp.
****Key: A:** Luminous Aperture, **D:** Depth Profile, **H:** Height, **LH:** Lens Height, **OD:** Trim Outside Diameter

Specifications, compliances and dimensions subject to change without notice

5222 Regressed Angle Cut Adjustable Gimbal, 30° Tilt, Self-flange

- Fully regressed gimbal
- Torsion spring retention
- 30° tilt, 360° rotation
- Socket supporting
- Angle cut - cone reflector and baffle options
- Accommodates tilt of gimbal in a full regressed cut cone
- Self-flange trim ring sized to hide gaps caused by construction tolerances

Housings		Max Lamp Compatibility
H5ICAT	H5RICAT	39W PAR30S, 60W PAR30L
E5ICAT	E5RICAT	

Compatible with Halogen, Incandescent, LED* or CFL* lamps

5222WB
White Baffle & Gimbal, White Trim

5222BB
Black Baffle & Gimbal, White Trim

5222SC
Specular Clear Reflector & Gimbal, White Trim

5222H
Haze Reflector & Gimbal, White Trim

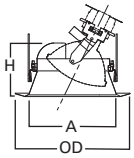

Dimensions**
A: 5"127mm]
H: 3-1/8" [79mm]
OD: 6-5/8" [168mm]

Lenses & Wet Location Showerlights

5051 Frosted Glass Lens

Showerlight

- Frosted glass lens
- Straight precision sided trim
- "Dead-Front" construction, wet location listed Showerlight
- Non-conductive, non-corrosive gasketed polymer trim ring
- Torsion spring retention

Housings		Max Lamp Compatibility
H5ICAT	H5RICAT	35W PAR30L
E5ICAT	E5RICAT	

Compatible with Halogen, Incandescent, LED* or CFL* lamps

5051PS
Frosted Glass Lens, White Trim

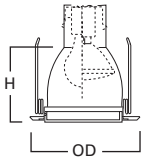

Dimensions**
H: 5-9/16" [141mm]
OD: 6-7/16" [164mm]

5054 Frosted Glass Dome Lens

airstyle™ Showerlight

- Frosted glass dome lens
- Straight precision sided trim ring
- "Dead-Front" construction, wet location listed Showerlight
- Non conductive, non corrosive gasketed polymer trim ring
- Torsion spring retention

Housings		Max Lamp Compatibility
H5ICAT	H5RICAT	
E5ICAT	E5RICAT	40W A19, 50W PAR30S
H25ICAT		

Compatible with Halogen, Incandescent, LED* or CFL* lamps

5054PS
Frosted Glass Dome, White Trim

5054SNS
Frosted Glass Dome, Satin Nickel Trim

5054TBZS
Frosted Glass Dome, Tuscan Bronze Trim

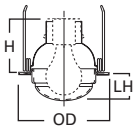

Dimensions**
LH: 1-3/4" [45mm]
H: 4-1/2" [114mm]
OD: 6-3/8" [162mm]

*UL1993 listed LED & CFL equivalent lamps permitted. Consult lamp manufacturer for conditions of use. Eaton does not warranty the lamp.
****Key: A:** Luminous Aperture, **D:** Depth Profile, **H:** Height, **LH:** Lens Height, **OD:** Trim Outside Diameter

E26 Screw Base Trims

IC Housings: H5ICAT • H5RICAT • E5ICAT • E5RICAT • H25ICAT

5150 Low Profile, Frosted Glass Dome Lens, Self-flange

Showerlight

- Low profile, frosted glass dome lens
- Wet location Showerlight
- Torsion spring retention
- Non-conductive "dead-front" polymer (plastic) trim and glass lens
- Socket supporting internal reflector
- Self-flange trim ring sized to hide gaps caused by construction tolerances

Housings	Max Lamp Compatibility
H5ICAT H5RICAT	29W A19, 39W PAR30S
E5ICAT E5RICAT	
H25ICAT	29W A19

Compatible with Halogen, Incandescent, LED* or CFL* lamps

5150WH
Frosted Glass Dome Lens with Reflector, White Plastic Self-flange

5150SN
Frosted Glass Dome Lens with Reflector, Satin Nickel Plastic Self-flange

5150TBZ
Frosted Glass Dome Lens with Reflector, Tuscan Bronze Plastic Self-flange

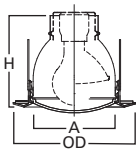

Dimensions**
A: 4-1/2" [114mm]
H: 5" [126mm]
OD: 6-5/8" [168mm]

5162 Drop Opal Plastic Lens, Self-flange

Showerlight

- Drop opal plastic lens
- Wet location Showerlight
- Non-conductive "dead-front" polymer (plastic) trim
- Torsion spring retention
- Socket supporting internal reflector
- Self-flange trim ring sized to hide gaps caused by construction tolerances

Housings	Max Lamp Compatibility
H5ICAT H5RICAT	
E5ICAT E5RICAT	29W A19
H25ICAT	

Compatible with Halogen, Incandescent, LED* or CFL* lamps

5162WH
Drop Opal Plastic Lens with Reflector, White Plastic Self-flange

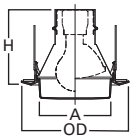

Dimensions**
A: 4-1/2" [114mm]
H: 5-5/8" [118mm]
OD: 6-5/8" [168mm]

5230 Squircle Frost Glass Lens, Metal Trim, Self-flange

Showerlight

- Low profile frost glass lens
- Wet location Showerlight
- Torsion spring retention
- Self-flange low profile metal trim ring
- Socket supporting internal bracket
- Integral rotation adjustment up to +/– 25° for precise alignment with room

Housings	Max Lamp Compatibility
H5ICAT H5RICAT	Consult website
E5ICAT E5RICAT	www.eaton.com/lighting

Compatible with Halogen, Incandescent, LED* or CFL* lamps

5230AH
Frost Glass Lens, Aluminum Haze Squircle Trim

5230PN
Frost Glass Lens, Polished Nickel Squircle Trim

5230SN
Frost Glass Lens, Satin Nickel Squircle Trim

5230TBZ
Frost Glass Lens, Tuscan Bronze Squircle Trim

5255 Soft Square, Frost Curved Glass Lens, Self-flange

Showerlight

- Low profile cured frost glass lens
- Wet location Showerlight
- Torsion spring retention
- Non-conductive "dead-front" polymer (plastic) trim and glass lens
- Integral rotation adjustment up to +/– 25° for precise alignment with room
- Integrated Socket Supporting reflector for illumination across lens corner-to-corner

Housings	Max Lamp Compatibility
H5ICAT H5RICAT	29W A19
E5ICAT E5RICAT	

Compatible with Halogen, Incandescent, LED* or CFL* lamps

5255WH
Frost Curved Glass Lens with Reflector, White Plastic Self-flange

5255SN
Frost Curved Glass Lens with Reflector, Satin Nickel Plastic Self-flange

5255TBZ
Frost Curved Glass Lens with Reflector, Tuscan Bronze Plastic Self-flange

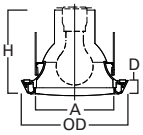

Dimensions**
A: 5-1/8" [130mm]
D: 1" [26mm]
H: 5-1/2" [140mm]
OD: 6-7/8" [174mm]

*UL1993 listed LED & CFL equivalent lamps permitted. Consult lamp manufacturer for conditions of use. Eaton does not warranty the lamp.
****Key: A:** Luminous Aperture, **D:** Depth Profile, **H:** Height, **LH:** Lens Height, **OD:** Trim Outside Diameter

Specifications, compliances and dimensions subject to change without notice

5145 Open Wet Location, Shallow Reflector, Self-flange

Showerlight

- Open wet location Showerlight for PAR30 outdoor rated lamps ONLY
- Torsion spring retention
- Socket supporting
- Self-flange trim ring sized to hide gaps caused by construction tolerances
- For use in standard and shallow housings

Housings		Max Lamp Compatibility
H5ICAT	H5RICAT	**5145WH:** 75W PAR30S, 75W PAR30L **5145SN, 5145TBZ:** 60W PAR30S, 75W PAR30L
E5ICAT	E5RICAT	
H25ICAT		

Compatible with Halogen, Incandescent, LED* or CFL* lamps

5145WH
White Self-flange

5145SN
Satin Nickel Self-flange

5145TBZ
Tuscan Bronze Self-flange

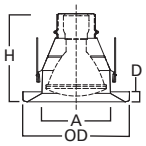

Dimensions**
A: 4-5/8" [117mm]
D: 5/8" [16mm]
H: 5-3/8" [138mm]
OD: 6-5/8" [168mm]

Outdoor Rated Lamp ONLY (Purchase Separately)

Lamp Gasket
(Included)

5146 Open Wet Location Full Reflector, Self-flange

Showerlight

- Open wet location Showerlight for PAR30S and PAR30L outdoor rated lamps ONLY
- Torsion spring retention
- Socket supporting
- Self-flange trim ring sized to hide gaps caused by construction tolerances

Housings		Max Lamp Compatibility
H5ICAT	H5RICAT	50W PAR30S, 60W PAR30L
E5ICAT	E5RICAT	

Compatible with Halogen, Incandescent, LED* or CFL* lamps

5146WH
White Self-flange

5146SN
Satin Nickel Self-flange

5146TBZ
Tuscan Bronze Self-flange

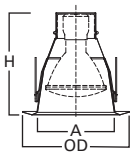

Dimensions**
A: 4-3/4" [121mm]
H: 6-1/4" [160mm]
OD: 6-5/8" [168mm]

Outdoor Rated Lamp ONLY (Purchase Separately)

Lamp Gasket
(Included)

Open, Splay & Wall Wash

5000 PAR Metal Splay, Self-flange

- Straight precision sided trim ring (fixed, not remodeled)
- Open metal splay trim
- Dual socket position socket for BR and PAR lamps
- Torsion spring retention
- Socket supporting

Housings	Max Lamp Compatibility
H5ICAT	75W PAR30S, 75W PAR30L, 65W BR30, 75W R30
H5RICAT	50W PAR30S, 75W PAR30L, 60W BR30
H25ICAT	50W PAR30S, 50W PAR30L, 60W BR30
E5ICAT	**5000P:** 50W PAR30S, 60W PAR30L, 60W BR30
E5RICAT	**5000SN, 5000TBZ:** 60W PAR30S, 60W PAR30L, 60W BR30

Compatible with Halogen, Incandescent, LED* or CFL* lamps

5000P
White Splay, White Trim

5000SN
Satin Nickel Splay,
Satin Nickel Trim

5000TBZ
Tuscan Bronze Splay,
Tuscan Bronze Trim

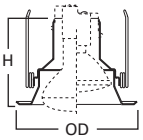

Dimensions**
H: 4-5/8" [118mm]
OD: 6-3/8" [162mm]

*UL1993 listed LED & CFL equivalent lamps permitted. Consult lamp manufacturer for conditions of use. Eaton does not warranty the lamp.
****Key: A:** Luminous Aperture, **D:** Depth Profile, **H:** Height, **LH:** Lens Height, **OD:** Trim Outside Diameter

E26 Screw Base Trims

IC Housings: H5ICAT • H5RICAT • E5ICAT • E5RICAT • H25ICAT

5175 Open, Wide Self-flange

- Open trim for BR & PAR lamps
- Coil spring retention
- Self-flange trim ring sized to hide gaps caused by construction tolerances

Housings		Max Lamp Compatibility
H5ICAT	H5RICAT	**5175WH:** 39W PAR30S, 75W PAR30L, 65W BR30
E5ICAT	E5RICAT	**5175SN, 5175TBZ:** 39W PAR30S, 60W PAR30L, 50W BR30
H25ICAT		39W PAR30S, 60W PAR30L, 50W BR30

Compatible with Halogen, Incandescent, LED* or CFL* lamps

5175WH
White Self-flange

5175SN
Satin Nickel Self-flange

5175TBZ
Tuscan Bronze Self-flange

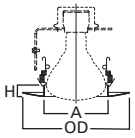

Dimensions**
A: 3-7/8" [99mm]
H: 3/4" [19mm]
OD: 6-5/8" [168mm]

5176 Open, Wide Self-flange

- Open trim for BR & PAR lamps
- Torsion spring retention
- Socket supporting integral bracket
- Self-flange trim ring sized to hide gaps caused by construction tolerances

Housings		Max Lamp Compatibility
H5ICAT	H5RICAT	60W PAR30S, 60W PAR30L, 50W BR30
E5ICAT	E5RICAT	
H25ICAT		

Compatible with Halogen, Incandescent, LED* or CFL* lamps

5176WH
White Self-flange

5176SN
Satin Nickel Self-flange

5176TBZ
Tuscan Bronze Self-flange

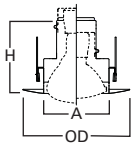

Dimensions**
A: 3-7/8" [99mm]
H: 4-3/4" [120mm]
OD: 6-5/8" [168mm]

5185 Open, Splay Self-flange

- Splay trim for BR & PAR lamps
- Coil spring retention
- Self-flange trim ring sized to hide gaps caused by construction tolerances

Housings		Max Lamp Compatibility
H5ICAT	H5RICAT	**5185WH:** 39W PAR30S, 60W PAR30L, 65W BR30
E5ICAT	E5RICAT	**5185SN, 5185TBZ:** 39W PAR30S, 60W PAR30L, 50W BR30
H25ICAT		39W PAR30S, 60W PAR30L, 50W BR30

Compatible with Halogen, Incandescent, LED* or CFL* lamps

5185WH
White Self-flange

5185SN
Satin Nickel Self-flange

5185TBZ
Tuscan Bronze Self-flange

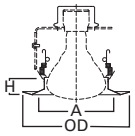

Dimensions**
A: 3-7/8" [99mm]
H: 1" [27mm]
OD: 6-5/8" [168mm]

5186 Splay, Self-flange

- Splay trim for BR & PAR lamps
- Torsion spring retention
- Socket supporting integral bracket
- Self-flange trim ring sized to hide gaps caused by construction tolerances

Housings		Max Lamp Compatibility
H5ICAT	H5RICAT	60W PAR30S, 60W PAR30L, 50W BR30
E5ICAT	E5RICAT	
H25ICAT		

Compatible with Halogen, Incandescent, LED* or CFL* lamps

5186WH
White Self-flange

5186SN
Satin Nickel Self-flange

5186TBZ
Tuscan Bronze Self-flange

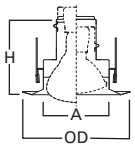

Dimensions**
A: 3-7/8" [99mm]
H: 4-7/8" [123mm]
OD: 6-5/8" [168mm]

*UL1993 listed LED & CFL equivalent lamps permitted. Consult lamp manufacturer for conditions of use. Eaton does not warranty the lamp.
****Key: A:** Luminous Aperture, **D:** Depth Profile, **H:** Height, **LH:** Lens Height, **OD:** Trim Outside Diameter

Specifications, compliances and dimensions subject to change without notice

E26 Screw Base IC Housing – No Socket Bracket

H5ICATNB

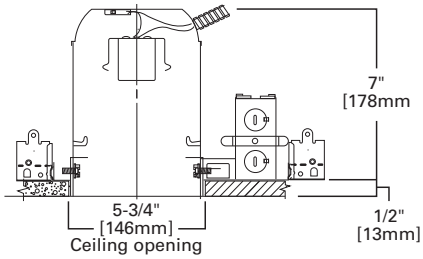

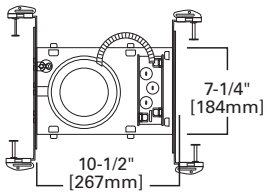

H5ICATNB

5" IC, Air-Tite, New Construction Housing, No Socket Bracket, 120V

The H5ICATNB recessed housing is designed for residential and light commercial applications. H5ICATNB features full-frame robust construction, feed through listing, Got Nail! bar hangers, and may support the use of higher wattage lamps. The wide variety of trims available allows a number of different lighting effects to be created with one basic housing. The H5ICATNB is designed for use in insulated ceilings and may be in direct contact with insulation*.

The H5ICATNB can save installation time. It is designed without a socket plate, for use with socket supporting trims only. With these trims there is no need to spend time removing the socket plate, and the fixed lamp position of socket supporting trims saves on lamp adjustment time too. May be retrofit with compatible Halo LED lighting systems.

Special Features

- Got Nail!™ bar hangers
- q-Channel bars with Pass-N-Thru™
- Slide-N-Side™ junction box
- Quick Connect™ push wire nuts
- Air-Tite™ code compliant

Compatible Trims

5000	5020	5070	5126	5150	5186
5001	5021	5071	5130	5162	5222
5010	5051	5120	5135	5165	5230
5014	5054	5121	5145	5176	5255
5016	5060	5125	5146		

Trims for use in Halo listed housings

Select trims are classified for use in other housings, see www.eaton.com/lighting/legal

Features

Housing
- Die-stamped aluminum
- Sealed and gasketed for Air-Tite™ ready installation
- Designed for insulated ceilings in direct contact with insulation* (May also be installed in non-insulated ceilings)

Plaster Frame
- Galvanized steel construction
- The housing can be removed from plaster frame to provide access to the junction box
- Plaster frame features include:
  - Patented regressed locking screw positioned for securing hanger bars from below the ceiling
  - Cutouts for easily crimping hanger bars in position
  - Halo name embossed on plaster frame
  - Pre-installed Air-Tite ready ceiling contact gasket

Includes:
- Got Nail!™ bar hangers (Details Pg. 9)
- q-Channel bars with Pass-N-Thru™ (Details Pg. 9)
- Slide-N-Side™ junction box wire traps (Details Pg. 9)
- Quick Connect™ push wire nuts (Details Pg. 9)
- Air-Tite™ code compliant (Details Pg. 9)

Socket
- Porcelain socket with nickel plated brass screw shell
- Snap-in springs secure socket to socket plate, and may be detached when using socket supporting trims
- Overspray protector included

Thermal Protector
Self resetting thermal protector deactivates fixture if overheating occurs due to improper lamping or misapplied insulation

Trims
Halo Fit-All concept offers multiple trim options in a variety of design styles, and functional beam distributions to control beam angle and lumen delivery in accommodating various lamp types including Halogen, CFL and LED

Compliance
- cULus Listed 1598 luminaire
- cULus Listed damp location
- cULus Listed for wet location, covered ceiling, with select trims
- cULus Listed for feed through
- cULus Listed for direct contact with insulation and combustible material*
- Air-Tite code compliant. Certified under ASTM E283; not exceeding 2.0 cfm (0.944 L/s) air leakage rate tested at a 1.57 psf (75 Pa) pressure differential
- RoHS compliant

*Not to be used in direct contact with spray foam insulation (Consult NEMA LSD57-2013)

E26 Screw Base IC Housing – No Socket Bracket

E5ICATNB

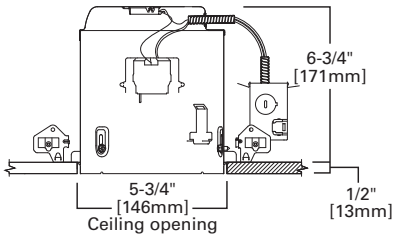

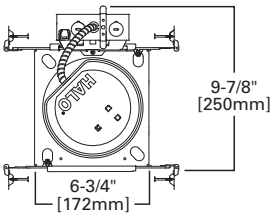

E5ICATNB

5" IC, Air-Tite, New Construction Housing, No Socket Bracket, 120V

The E5ICATNB is a compact and efficient recessed housing optimized and listed for EISA compliant, tungsten-halogen, CFL and LED lamps as well as incandescent. The Halo E5 housing is suitable for residential or light commercial applications. For installation in insulated ceilings* and non-insulated ceilings; with Air-Tite code compliant construction. Use with a variety of trims and finishes to create different lighting effects or to match any decor. The E5ICATNB can save installation time. It is designed without a socket plate for use with socket supporting trims only. With these trims there is no need to spend time removing the socket plate and the fixed lamp position of socket supporting trims saves on lamp adjustment time too. May be retrofit with Halo LED lighting systems.

Special Features

- All-Nail!™ bar hangers
- q-Channel bars with Pass-N-Thru™
- Hinged j-box with Slide-N-Side™
- Quick Connect™ push wire nuts
- Air-Tite™ code compliant

Compatible Trims

5000	5020	5070	5126	5150	5186
5001	5021	5071	5130	5162	5222
5010	5051	5120	5135	5165	5230
5014	5054	5121	5145	5176	5255
5016	5060	5125	5146		

Trims for use in Halo listed housings

Select trims are classified for use in other housings, see www.eaton.com/lighting/legal

Features

Housing
- Single wall die-formed aluminum housing
- Housing features a precision rolled interlocking collar which maintains aperture geometry for greater assurance of installation results
- Exclusive Air-Tite gasket meets code where required, and seals between housing, frame and finished ceiling - without need for additional caulk
- May be removed from the plaster frame to provide access to junction box

Plaster Frame
- Galvanized steel frame. Housing adjusts in plaster frame to accommodate up to 3/8" - 1" ceiling thickness
- (2) Regressed locking screws for securing hanger bars

Includes:
- All-Nail!™ bar hangers (Details Pg. 11)
- q-Channel bar hangers (Details Pg. 11)
- Hinged junction box with Slide-N-Side™ (Details Pg. 11)
- Quick Connect™ push wire nuts (Details Pg. 11)
- Air-Tite™ code compliant (Details Pg. 11)

Socket
- Porcelain socket with nickel plated brass screw shell
- Snap-in socket speeds installation and attaches directly to the trim for consistent lamp positioning
- Shipped with socket overspray protector installed

Thermal Protector
Self resetting thermal protector deactivates fixture if overheating occurs due to improper lamping or misapplied insulation

Trims
Halo Fit-All concept offers multiple trim options in a variety of design styles, and functional beam distributions to control beam angle and lumen delivery in accommodating various lamp types including Halogen, CFL and LED

Compliance
- cULus Listed 1598 luminaire
- cULus Listed damp location
- cULus Listed for wet location, covered ceiling, with select trims
- cULus Listed for direct contact with insulation and combustible material*
- Air-Tite code compliant. Certified under ASTM E283; not exceeding 2.0 cfm (0.944 L/s) air leakage rate tested at a 1.57 psf (75 Pa) pressure differential.
- RoHS compliant

*Not to be used in direct contact with spray foam insulation (Consult NEMA LSD57-2013).

Specifications, compliances and dimensions subject to change without notice

E26 Screw Base IC Housing – No Socket Bracket

H25ICATNB

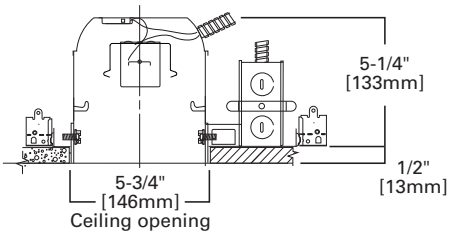

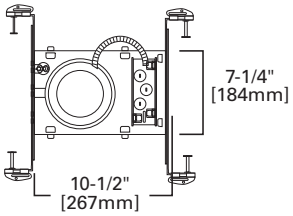

H25ICATNB

5" IC, Air-Tite, Shallow New Construction Housing, No Socket Bracket, 120V

H25ICATNB recessed housing is designed for residential and light commercial applications. The H25ICATNB is designed for use in shallow ceilings, and features full-frame robust construction, feed through listing, Got Nail! bar hangers; and may support the use of higher wattage lamps. The wide variety of trims available allows a number of different lighting effects to be created with one basic housing. The H25ICATNB is designed for use in shallow insulated ceilings and may be in direct contact with insulation*. The H25ICATNB can save installation time. It is designed without a socket plate for use with socket supporting trims only. With these trims there is no need to spend time removing the socket plate and the fixed lamp position of socket supporting trims saves on lamp adjustment time too. May be retrofit with compatible Halo LED lighting systems.

Special Features

Got Nail!™ bar hangers
q-Channel bars with Pass-N-Thru™
Slide-N-Side™ junction box
Quick Connect™ push wire nuts
Air-Tite™ code compliant

Compatible Trims

5000	5060	5121	5135	5162	5176
5014	5070	5126	5145	5165	5186
5054	5071	5130	5150		

Trims for use in Halo listed housings

Select trims are classified for use in other housings, see www.eaton.com/lighting/legal

Features

Housing
- Single wall aluminum housing
- Sealed and gasketed for Air-Tite™ ready installation
- Designed for insulated ceilings in direct contact with insulation* (May also be installed in non-insulated ceilings)
- Housing adjusts in plaster frame to accommodate up to 1-3/8" ceiling thickness

Plaster Frame
- Galvanized steel construction
- The housing can be removed from plaster frame to provide access to the junction box
- Plaster frame features include:
  - Patented regressed locking screw positioned for securing hanger bars from below the ceiling
  - Cutouts for easily crimping hanger bars in position
  - Halo name embossed on plaster frame
  - Pre-installed Air-Tite ready ceiling contact gasket

Includes:
- Got Nail!™ bar hangers (Details Pg. 9)
- q-Channel bars with Pass-N-Thru™ (Details Pg. 9)
- Slide-N-Side™ junction box wire traps (Details Pg. 9)
- Quick Connect™ push wire nuts (Details Pg. 9)
- Air-Tite™ code compliant (Details Pg. 9)

Socket
- Porcelain socket with nickel plated brass screw shell
- Snaps into trim for consistent lamp positioning
- Shipping insert protects socket from overspray

Thermal Protector
Self resetting thermal protector deactivates fixture if overheating occurs due to improper lamping or misapplied insulation

Trims
Halo Fit-All concept offers multiple trim options in a variety of design styles, and functional beam distributions to control beam angle and lumen delivery in accommodating various lamp types including Halogen, CFL and LED

Compliance
- cULus Listed 1598 luminaire
- cULus Listed damp location
- cULus Listed for wet location, covered ceiling, with select trims
- cULus Listed for feed through
- cULus Listed for direct contact with insulation and combustible material*
- Air-Tite code compliant. Certified under ASTM E283; not exceeding 2.0 cfm (0.944 L/s) air leakage rate tested at a 1.57 psf (75 Pa) pressure differential.
- RoHS compliant

*Not to be used in direct contact with spray foam insulation (Consult NEMA LSD57-2013)

E26 Screw Base Trims

IC "NB" Housings: H5ICATNB • E5ICATNB • H25ICATNB

Reflectors

5020 PAR Reflector

- Straight precision sided trim ring (fixed, not removable)
- Torsion spring retention
- Dual socket position for BR and PAR lamps
- Socket supporting integral bracket

Housings	Max Lamp Compatibility
H5ICATNB	75W PAR30S, 60W BR30
E5ICATNB	**5020P, 5020H, 5020SC, 5020BL:** 60W PAR30S, 60W BR30 **5020SN, 5020TBZ:** 60W PAR30S, 50W BR30

Compatible with Halogen, Incandescent, LED* or CFL* lamps

5020P
White Reflector, White Trim

5020H
Haze Reflector, White Trim

5020SC
Specular Clear Reflector, White Trim

5020BL
Black Specular Reflector, White Trim

5020SN
Satin Nickel Reflector, Satin Nickel Trim

5020TBZ
Tuscan Bronze Reflector, Tuscan Bronze Trim

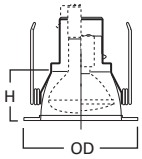

Dimensions**
H: 3-1/4" [82mm]
OD: 6-3/8" [162mm]

5021 Full Reflector

- Straight precision sided trim ring (fixed, not removable)
- Torsion spring retention
- For use with A-lamps
- Socket supporting reflector

Housings	Max Lamp Compatibility
H5ICATNB	40W A19
E5ICATNB	29W A19

Compatible with Halogen, Incandescent, LED* or CFL* lamps

5021H
Haze Reflector, White Trim

5021SC
Specular Clear Reflector, White Trim

5021SN
Satin Nickel Reflector, Satin Nickel Trim

5021TBZ
Tuscan Bronze Reflector, Tuscan Bronze Trim

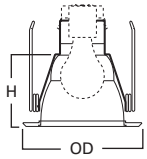

Dimensions**
H: 5" [127mm]
OD: 6-3/8" [162mm]

5120 Full Cone Reflector, Self-flange

- Full cone reflector
- Torsion spring retention
- Socket supporting
- Self-flange trim ring sized to hide gaps caused by construction tolerances

Housings	Max Lamp Compatibility
H5ICATNB	**5120WH:** 29W A19, 50W PAR30S, 60W PAR30L, 65W BR30
E5ICATNB	**5120SN, 5120TBZ:** 29W A19, 50W PAR30S, 60W PAR30L, 50W BR30

Compatible with Halogen, Incandescent, LED* or CFL* lamps

5120WH
White Reflector, White Self-flange

5120SN
Satin Nickel Reflector, Satin Nickel Self-flange

5120TBZ
Tuscan Bonze Reflector, Tuscan Bronze Self-flange

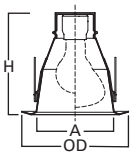

Dimensions**
A: 4-3/4" [121mm]
H: 6-1/4" [160mm]
OD: 6-5/8" [168mm]

*UL1993 listed LED & CFL equivalent lamps permitted. Consult lamp manufacturer for conditions of use. Eaton does not warranty the lamp.
****Key: A:** Luminous Aperture, **D:** Depth Profile, **H:** Height, **LH:** Lens Height, **OD:** Trim Outside Diameter

Specifications, compliances and dimensions subject to change without notice

5121 Shallow Full Cone Reflector, Self-flange

- Shallow full cone reflector
- Torsion spring retention
- Socket supporting
- Self-flange trim ring sized to hide gaps caused by construction tolerances

Housings	Max Lamp Compatibility
H5ICATNB	50W PAR30S, 75W PAR30L, 65W BR30
E5ICATNB	
H25ICATNB	50W PAR20, 50W PAR30S, 75W PAR30L, 65W BR30

Compatible with Halogen, Incandescent, LED* or CFL* lamps

5121WH
White Reflector,
White Oversize Self-flange

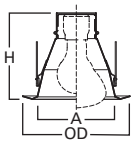

Dimensions**
A: 4-3/4" [121mm]
H: 5-1/3" [135mm]
OD: 6-5/8" [168mm]

Baffles

5001 PAR Metal Baffle Splay

- Straight precision sided trim ring (fixed, not removable)
- Torsion spring retention
- Dual socket position for BR and PAR lamps
- Socket supporting

Housings	Max Lamp Compatibility
H5ICATNB	35W PAR20, 75W PAR30S, 65W BR30, 30W R20
E5ICATNB	**5001P:** 35W PAR20, 60W PAR30S, 60W PAR30L, 65W BR30 **5001MB, 5001SN, 5001TBZ:** 35W PAR20, 60W PAR30S, 60W PAR30L, 60W BR30

Compatible with Halogen, Incandescent, LED* or CFL* lamps

5001P
White Baffle, White Trim

5001MB
Black Baffle, White Trim

5001SN
Satin Nickel Baffle,
Satin Nickel Trim

5001TBZ
Tuscan Bronze Baffle,
Tuscan Bronze Trim

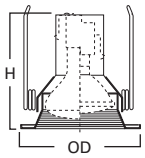

Dimensions**
H: 6-1/8" [152mm]
OD: 6-3/8" [156mm]

5010 PAR Metal Step Baffle

- Straight precision sided trim ring (fixed, not removable)
- Torsion spring retention
- Dual socket position for BR and PAR lamps
- Socket supporting

Housings	Max Lamp Compatibility
H5ICATNB	75W PAR30S, 60W R30, 60W BR30
E5ICATNB	60W PAR30S, 60W PAR30L, 60W BR30

Compatible with Halogen, Incandescent, LED* or CFL* lamps

5010W
White Baffle, White Trim

5010
Black Baffle, White Trim

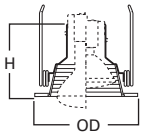

Dimensions**
H: 2" [52mm]
OD: 6-3/8" [156mm]

5014 Shallow Metal Baffle, Self-flange

- For use in shallow housing
- Straight precision sided trim ring (fixed, not removable)
- Torsion spring retention
- Socket supporting

Housings	Max Lamp Compatibility
H5ICATNB	
H25ICATNB	50W PAR30S, 75W PAR30L, 65W BR30
E5ICATNB	

Compatible with Halogen, Incandescent, LED* or CFL* lamps

5014P
White Baffle, White Trim

5014MB
Black Baffle, White Trim

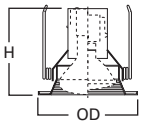

Dimensions**
A: 4-3/4" [121mm]
H: 2-3/8" [60mm]
OD: 6-3/8" [168mm]

*UL1993 listed LED & CFL equivalent lamps permitted. Consult lamp manufacturer for conditions of use. Eaton does not warranty the lamp.
****Key: A:** Luminous Aperture, **D:** Depth Profile, **H:** Height, **LH:** Lens Height, **OD:** Trim Outside Diameter

E26 Screw Base Trims

IC "NB" Housings: H5ICATNB • E5ICATNB • H25ICATNB

5016 Coilex® Baffle with Reflector

- Straight precision sided trim ring (fixed, not removable)
- Torsion spring retention
- Dual socket position for BR and PAR lamps
- Socket supporting

Housings	Max Lamp Compatibility
H5ICATNB	60W PAR30S, 60W PAR30L, 50W BR30
E5ICATNB	

Compatible with Halogen, Incandescent, LED* or CFL* lamps

5016W
White Baffle, White Trim

5016P
Black Baffle, White Trim

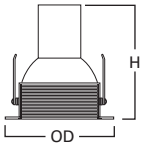

Dimensions**
H: 6-3/4" [171mm]
OD: 6-3/8" [162mm]

5125 Full Cone Baffle, Self-flange

- Full cone baffle trim
- Torsion spring retention
- Socket supporting
- Self-flange trim ring sized to hide gaps caused by construction tolerances

Housings	Max Lamp Compatibility
H5ICATNB	**5125WB:** 29W A19, 50W PAR30S, 60W PAR30L, 65W BR30
E5ICATNB	**5125BB & 5125BKBB:** 29W A19, 50W PAR30S, 60W PAR30L, 50W BR30

Compatible with Halogen, Incandescent, LED* or CFL* lamps

5125WB
White Baffle, White Self-flange

5125BB
White Baffle, Black Self-flange

5125BKBB
Black Baffle, Black Self-flange

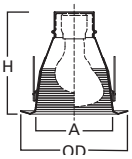

Dimensions:
A: 4-3/4" [121mm]
H: 6-1/4" [160mm]
OD: 6-5/8" [168mm]

5126 Shallow Full Cone Baffle, Self-flange

- Shallow full cone baffle
- Torsion spring retention
- Socket supporting
- Self-flange trim ring sized to hide gaps caused by construction tolerances

Housings	Max Lamp Compatibility
H5ICATNB	50W PAR30S, 75W PAR30L, 65W BR30
E5ICATNB	
H25ICATNB	**5126WB:** 50W PAR20, 50W PAR30S, 75W PAR30L, 65W BR30 **5126BB:** 50W PAR20, 50W PAR30S, 60W PAR30L, 50W BR30

Compatible with Halogen, Incandescent, LED* or CFL* lamps

5126WB
White Baffle, White Self-flange

5126BB
Black Baffle, White Self-flange

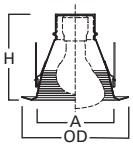

Dimensions**
A: 4-3/4" [121mm]
H: 5-1/3" [135mm]
OD: 6-5/8" [168mm]

Adjustable – Eyeballs & Gimbals

5060 Adjustable Gimbal 20° Tilt, Self-flange

- Straight precision sided trim ring (fixed, not removable)
- For directional accent lighting
- Torsion spring retention
- 20° tilt - 360° rotation
- Socket supporting

Housings	Max Lamp Compatibility
H5ICATNB	
E5ICATNB	50W PAR30S
H25ICATNB	

Compatible with Halogen, Incandescent, LED* or CFL* lamps

5060P
White Gimbal, White Trim

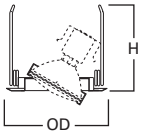

Dimensions**
H: 3-1/4" [82mm]
OD: 6-3/8" [162mm]

*UL1993 listed LED & CFL equivalent lamps permitted. Consult lamp manufacturer for conditions of use. Eaton does not warranty the lamp.
****Key: A:** Luminous Aperture, **D:** Depth Profile, **H:** Height, **LH:** Lens Height, **OD:** Trim Outside Diameter

Specifications, compliances and dimensions subject to change without notice

5070 Adjustable Eyeball 30° Tilt, Self-flange

- Straight precision sided trim ring (fixed, not removable)
- For directional accent lighting
- Torsion spring retention
- 30° tilt - 360° rotation
- Socket supporting

Housings	Max Lamp Compatibility
H5ICATNB	75W PAR30S
E5ICATNB	
H25ICATNB	

Compatible with Halogen, Incandescent, LED* or CFL* lamps

5070P
White Eyeball, White Trim

5070SN
Satin Nickel Eyeball, Satin Nickel Trim

5070TBZ
Tuscan Bronze Eyeball, Tuscan Bronze Trim

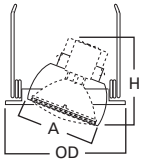

Dimensions**
A: 3-7/8" [98mm]
H: 3-3/8" [86mm]
OD: 6-3/8" [162mm]

5071 Adjustable Eyeball 30° Tilt, Self-flange

- Straight precision sided trim ring (fixed, not removable)
- For directional accent lighting
- Torsion spring retention
- 30° tilt - 360° rotation
- Socket supporting

Housings	Max Lamp Compatibility
H5ICATNB	50W PAR20, 50W R20
H25ICATNB	
E5ICATNB	50W PAR20

Compatible with Halogen, Incandescent, LED* or CFL* lamps

5071P
White Eyeball, White Trim

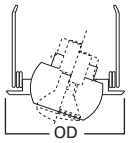

Dimensions**
OD: 6-1/2" [165mm]

5130 Eyeball 35° Tilt, Self-flange

- Adjustable 35° tilt, 360° rotation
- Design optimized for PAR30S (short-neck) lamps
- Torsion spring retention
- Socket supporting eyeball
- Self-flange trim ring sized to hide gaps caused by construction tolerances

Housings	Max Lamp Compatibility
H5ICATNB	75W PAR30S
E5ICATNB	
H25ICATNB	

Compatible with Halogen, Incandescent, LED* or CFL* lamps

5130WH
White Eyeball, White Trim

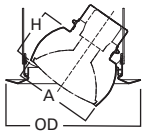

Dimensions**
A: 3-7/8" [98mm]
H: 2-1/4" [58mm]
OD: 6-5/8" [168mm]

*UL1993 listed LED & CFL equivalent lamps permitted. Consult lamp manufacturer for conditions of use. Eaton does not warranty the lamp.
****Key: A:** Luminous Aperture, **D:** Depth Profile, **H:** Height, **LH:** Lens Height, **OD:** Trim Outside Diameter

E26 Screw Base Trims

IC "NB" Housings: H5ICATNB • E5ICATNB • H25ICATNB

5135 Eyeball 35° Tilt, Self-flange

- Conical adjustable eyeball trim for PAR20 lamps
- Torsion spring retention
- Socket supporting
- 35° tilt, 360° rotation
- Self-flange trim ring sized to hide gaps caused by construction tolerances

Housings	Max Lamp Compatibility
H5ICATNB	
E5ICATNB	50W PAR20
H25ICATNB	

Compatible with Halogen, Incandescent, LED* or CFL* lamps

5135WH
White Eyeball, White Trim, Self-flange

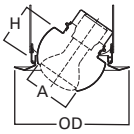

Dimensions**
A: 2-3/4" [70mm]
H: 2-1/4" [58mm]
OD: 6-5/8" [168mm]

5165 Gimbal 35° Tilt, Self-flange

- Adjustable gimbal trim for PAR30S (short-neck) lamps
- Torsion spring retention
- Socket supporting
- 35° tilt, 360° rotation
- Self-flange trim ring sized to hide gaps caused by construction tolerances

Housings	Max Lamp Compatibility
H5ICATNB	
E5ICATNB	50W PAR30S
H25ICATNB	

Compatible with Halogen, Incandescent, LED* or CFL* lamps

5165WH
White Gimbal, White Trim

5165BK
Black Gimbal, Black Trim

5165SN
Satin Nickel Gimbal, Satin Nickel Trim

5165TBZ
Tuscan Bronze Gimbal, Tuscan Bronze Trim

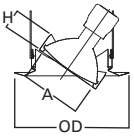

Dimensions**
A: 3-3/8" [85mm]
H: 1-1/8" [29mm]
OD: 6-5/8" [168mm]

5222 Regressed Angle Cut Adjustable Gimbal, 30° Tilt, Self-flange

- Fully regressed gimbal
- Torsion spring retention
- 30° tilt, 360° rotation
- Socket supporting
- Angle cut - cone reflector and baffle options
- Accommodates tilt of gimbal in a full regressed cut cone
- Self-flange trim ring sized to hide gaps caused by construction tolerances

Housings	Max Lamp Compatibility
H5ICATNB	39W PAR30S, 60W PAR30L
E5ICATNB	

Compatible with Halogen, Incandescent, LED* or CFL* lamps



5222WB
White Baffle & Gimbal, White Trim

5222BB
Black Baffle & Gimbal, White Trim

5222SC
Specular Clear Reflector & Gimbal, White Trim

5222H
Haze Reflector & Gimbal, White Trim

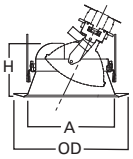

Dimensions**
A: 5"127mm]
H: 3-1/8" [79mm]
OD: 6-5/8" [168mm]

*UL1993 listed LED & CFL equivalent lamps permitted. Consult lamp manufacturer for conditions of use. Eaton does not warranty the lamp.
****Key: A:** Luminous Aperture, **D:** Depth Profile, **H:** Height, **LH:** Lens Height, **OD:** Trim Outside Diameter

Specifications, compliances and dimensions subject to change without notice

Lenses & Wet Location Showerlights

5051 Frosted Glass Lens

Showerlight

- Frosted glass lens
- Straight precision sided trim ring
- "Dead-Front" construction, wet location listed Showerlight
- Non-conductive, non-corrosive gasketed polymer trim ring
- Torsion spring retention

Housings	Max Lamp Compatibility
H5ICATNB	35W PAR30L
E5ICATNB	

Compatible with Halogen, Incandescent, LED* or CFL* lamps

5051PS
Frosted Glass Lens, White Trim

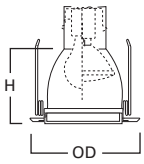

Dimensions**
H: 5-916" [141mm]
OD: 6-7/16" [164mm]

5054 Frosted Glass Dome Lens

airscape™ Showerlight

- Frosted glass dome lens
- Straight precision sided trim ring
- "Dead-Front" construction, wet location listed Showerlight
- Non conductive, non corrosive gasketed polymer trim ring
- Torsion spring retention

Housings	Max Lamp Compatibility
H5ICATNB	40W A19, 50W PAR30S
E5ICATNB	
H25ICATNB	

Compatible with Halogen, Incandescent, LED* or CFL* lamps

5054PS
Frosted Glass Dome, White Trim

5054SNS
Frosted Glass Dome, Satin Nickel Trim

5054TBZS
Frosted Glass Dome, Tuscan Bronze Trim

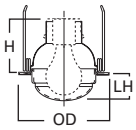

Dimensions**
LH: 1-3/4" [45mm]
H: 4-1/2" [114mm]
OD: 6-3/8" [162mm]

5150 Low Profile, Frosted Glass Dome Lens, Self-flange

Showerlight

- Low profile, frosted glass dome lens
- Wet location Showerlight
- Torsion spring retention
- Non-conductive "dead-front" polymer (plastic) trim ring and glass lens
- Socket supporting internal reflector
- Self-flange trim ring sized to hide gaps caused by construction tolerances

Housings	Max Lamp Compatibility
H5ICATNB	29W A19, 39W PAR30S
E5ICATNB	
H25ICATNB	29W A19

Compatible with Halogen, Incandescent, LED* or CFL* lamps

5150WH
Frosted Glass Dome Lens with Reflector, White Plastic Self-flange

5150SN
Frosted Glass Dome Lens with Reflector, Satin Nickel Plastic Self-flange

5150TBZ
Frosted Glass Dome Lens with Reflector, Tuscan Bronze Plastic Self-flange

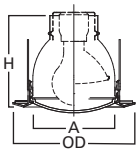

Dimensions**
A: 4-1/2" [114mm]
H: 5" [126mm]
OD: 6-5/8" [168mm]

*UL1993 listed LED & CFL equivalent lamps permitted. Consult lamp manufacturer for conditions of use. Eaton does not warranty the lamp.
****Key: A:** Luminous Aperture, **D:** Depth Profile, **H:** Height, **LH:** Lens Height, **OD:** Trim Outside Diameter

E26 Screw Base Trims

IC "NB" Housings: H5ICATNB • E5ICATNB • H25ICATNB

5162 Drop Opal Plastic Lens, Self-flange

Showerlight

- Drop opal plastic lens
- Wet location Showerlight
- Non-conductive "dead-front" polymer (plastic) trim
- Torsion spring retention
- Socket supporting internal reflector
- Self-flange trim ring sized to hide gaps caused by construction tolerances

Housings	Max Lamp Compatibility
H5ICATNB	29W A19
E5ICATNB	
H25ICATNB	

Compatible with Halogen, Incandescent, LED* or CFL* lamps

5162WH
Drop Opal Plastic Lens with Reflector, White Plastic Self-flange

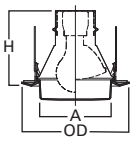

Dimensions**
A: 4-1/2" [114mm]
H: 5-5/8" [118mm]
OD: 6-5/8" [168mm]

5230 Squircle Frost Glass Lens, Metal Trim, Self-flange

Showerlight

- Low profile frost glass lens
- Wet location Showerlight
- Torsion spring retention
- Self-flange low profile metal trim ring
- Socket supporting internal bracket
- Integral rotation adjustment up to +/– 25° for precise alignment with room

Housings	Max Lamp Compatibility
H5ICATNB	Consult website www.eaton.com/lighting
E5ICATNB	

Compatible with Halogen, Incandescent, LED* or CFL* lamps

5230AH
Frost Glass Lens, Aluminum Haze Squircle Trim

5230PN
Frost Glass Lens, Polished Nickel Squircle Trim

5230SN
Frost Glass Lens, Satin Nickel Squircle Trim

5230TBZ
Frost Glass Lens, Tuscan Bronze Squircle Trim

5255 Soft Square, Frost Curved Glass Lens, Self-flange

Showerlight

- Low profile curved frost glass lens
- Wet location Showerlight
- Torsion spring retention
- Non-conductive "dead-front" polymer (plastic) trim and glass lens
- Integral rotation adjustment up to +/– 25° for precise alignment with room
- Integrated socket supporting reflector for illumination across lens corner-to-corner

Housings	Max Lamp Compatibility
H5ICATNB	29W A19
E5ICATNB	

Compatible with Halogen, Incandescent, LED* or CFL* lamps

5255WH
Frost Curved Glass Lens with Reflector, White Plastic Self-flange

5255SN
Frost Curved Glass Lens with Reflector, Satin Nickel Plastic Self-flange

5255TBZ
Frost Curved Glass Lens with Reflector, Tuscan Bronze Plastic Self-flange

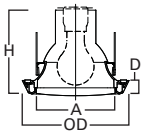

Dimensions**
A: 5-1/8" [130mm]
D: 1" [26mm]
H: 5-1/2" [140mm]
OD: 6-7/8" [174mm]

*UL1993 listed LED & CFL equivalent lamps permitted. Consult lamp manufacturer for conditions of use. Eaton does not warranty the lamp.
****Key: A:** Luminous Aperture, **D:** Depth Profile, **H:** Height, **LH:** Lens Height, **OD:** Trim Outside Diameter

Specifications, compliances and dimensions subject to change without notice

5145 Open Wet Location, Shallow Reflector, Self-flange

Showerlight

- Open wet location Showerlight for PAR30S and PAR30L outdoor rated lamps ONLY
- Torsion spring retention
- Socket supporting
- Self-flange trim ring sized to hide gaps caused by construction tolerances
- For use in standard and shallow housings

Housings	Max Lamp Compatibility
H5ICATNB	**5145WH:** 75W PAR30S, 75W PAR30L
E5ICATNB	**5145SN, 5145TBZ:** 60W PAR30S, 75W PAR30L
H25ICATNB	

Compatible with Halogen, Incandescent, LED* or CFL* lamps

5145WH
White Self-flange

5145SN
Satin Nickel Self-flange

5145TBZ
Tuscan Bronze Self-flange

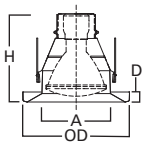

Dimensions**
A: 4-5/8" [117mm]
D: 5/8" [16mm]
H: 5-3/8" [138mm]
OD: 6-5/8" [168mm]

Outdoor Rated Lamp ONLY (Purchase Separately)

Lamp Gasket
(Included)

5146 Open Wet Location Full Reflector, Self-flange

Showerlight

- Open wet location Showerlight for PAR30S and PAR30L outdoor rated lamps ONLY
- Torsion spring retention
- Socket supporting
- Self-flange trim ring sized to hide gaps caused by construction tolerances

Housings	Max Lamp Compatibility
H5ICATNB	50W PAR30S, 60W PAR30L
E5ICATNB	

Compatible with Halogen, Incandescent, LED* or CFL* lamps

5146WH
White Self-flange

5146SN
Satin Nickel Self-flange

5146TBZ
Tuscan Bronze Self-flange

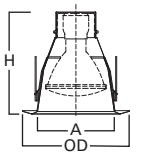

Dimensions**
A: 4-3/4" [121mm]
H: 6-1/4" [160mm]
OD: 6-5/8" [168mm]

Outdoor Rated Lamp ONLY (Purchase Separately)

Lamp Gasket
(Included)

Open, Splay & Wall Wash

5000 PAR Metal Splay, Self-flange

- Straight precision sided trim ring (fixed, not remodeled)
- Open metal splay trim
- Dual socket position socket for BR and PAR lamps
- Torsion spring retention
- Socket supporting

Housings	Max Lamp Compatibility
H5ICATNB	65W BR30, 75W R30, 75W PAR30, 75W PAR30L
E5ICATNB	**5000P:** 60W PAR30S, 60W PAR30L, 65W BR30 **5000SN, 5000TBZ:** 60W PAR30S, 60W PAR30L, 60W BR30
H25ICATNB	60W BR30, 50W PAR30, 50W PAR30L

Compatible with Halogen, Incandescent, LED* or CFL* lamps

5000P
White Splay, White Trim

5000SN
Satin Nickel Splay,
Satin Nickel Trim

5000TBZ
Tuscan Bronze Splay,
Tuscan Bronze Trim

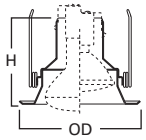

Dimensions**
H: 4-5/8" [118mm]
OD: 6-3/8" [162mm]

*UL1993 listed LED & CFL equivalent lamps permitted. Consult lamp manufacturer for conditions of use. Eaton does not warranty the lamp.
****Key: A:** Luminous Aperture, **D:** Depth Profile, **H:** Height, **LH:** Lens Height, **OD:** Trim Outside Diameter

E26 Screw Base Trims

IC "NB" Housings: H5ICATNB • E5ICATNB • H25ICATNB

5176 Open, Wide Self-flange

- Open trim for BR30 & PAR30 lamps
- Torsion spring retention
- Socket supporting integral bracket
- Self-flange trim ring sized to hide gaps caused by construction tolerances

Housings	Max Lamp Compatibility
H5ICATNB	60W PAR30S, 60W PAR30L, 50W BR30
E5ICATNB	
H25ICATNB	

Compatible with Halogen, Incandescent, LED* or CFL* lamps

5176WH
White Self-flange

5176SN
Satin Nickel Self-flange

5176TBZ
Tuscan Bronze Self-flange

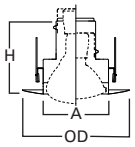

Dimensions**
A: 3-7/8" [99mm]
H: 4-3/4" [120mm]
OD: 6-5/8" [168mm]

5186 Splay, Self-flange

- Splay trim for BR30 & PAR30 lamps
- Torsion spring retention
- Socket supporting integral bracket
- Self-flange trim ring sized to hide gaps caused by construction tolerances

Housings	Max Lamp Compatibility
H5ICATNB	60W PAR30S, 60W PAR30L, 50W BR30
E5ICATNB	
H25ICATNB	

Compatible with Halogen, Incandescent, LED* or CFL* lamps

5186WH
White Self-flange

5186SN
Satin Nickel Self-flange

5186TBZ
Tuscan Bronze Self-flange

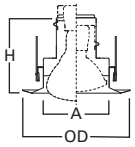

Dimensions**
A: 3-7/8" [99mm]
H: 4-7/8" [123mm]
OD: 6-5/8" [168mm]

*UL1993 listed LED & CFL equivalent lamps permitted. Consult lamp manufacturer for conditions of use. Eaton does not warranty the lamp.
****Key: A:** Luminous Aperture, **D:** Depth Profile, **H:** Height, **LH:** Lens Height, **OD:** Trim Outside Diameter

E26 Screw Base Non-Insulated Ceiling Housings & Trims

Quick Reference – Non-IC

5 INCH

Trim #	Style	H5T	H5RT	E5TAT	E5RTAT	H5TNB	E5TATNB
5000	Splay	•	•	•	•	•	•
5001	Baffle	•	•	•	•	•	•
5010	Baffle	•	•	•	•	•	•
5012	Baffle	•	•	•	•	•	•
5016	Baffle	•	•	•	•	•	•
5020	Reflector	•	•	•	•	•	•
5021	Reflector	•	•	•	•	•	•
5030	Wall Wash	•	•	•	•	•	•
5051	Showerlight	•	•	•	•	•	•
5054	Showerlight	•	•	•	•	•	•
5060	Adjustable	•	•	•	•	•	•
5070	Adjustable	•	•	•	•	•	•
5071	Adjustable	•	•	•	•	•	•
5102	Baffle	•	•	•	•	—	—
5107	Reflector	•	•	•	•	—	—
5109	Baffle	•	•	•	•	—	—
5110	Baffle	•	•	•	•	—	—
5120	Reflector	•	•	•	•	•	•
5125	Baffle	•	•	•	•	•	•
5130	Adjustable	•	•	•	•	•	•
5135	Adjustable	•	•	•	•	•	•
5145	Open Showerlight	•	•	•	•	•	•
5146	Open Showerlight	•	•	•	•	•	•
5150	Showerlight	•	•	•	•	•	•
5162	Showerlight	•	•	•	•	•	•
5165	Adjustable	•	•	•	•	•	•
5175	Open	•	•	•	•	—	—
5176	Open	•	•	•	•	•	•
5185	Splay	•	•	•	•	—	—
5186	Splay	•	•	•	•	•	•
5222	Adjustable	•	•	•	•	•	•
5230	Showerlight	•	•	•	•	•	•
5255	Showerlight	•	•	•	•	•	•

E26 Screw Base Non-IC Housing

H5T

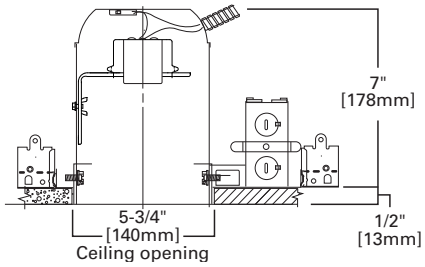

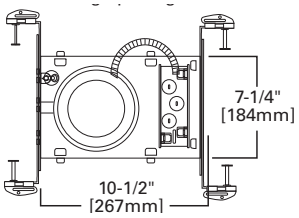

H5T

5" Non-IC, New Construction Housing, 120V

The H5T recessed housing is designed for residential and light commercial applications. H5T features full-frame robust construction, feed through listing, Got Nail! bar hangers, and may support the use of higher wattage lamps. The wide variety of trims available allows a number of different lighting effects to be created with one basic housing. The H5T is designed for use non-insulated ceilings. If insulation is present it must be kept 3" from all sides of the housing. May be retrofit with compatible Halo LED lighting systems.

Special Features

Got Nail!™ bar hangers
q-Channel bars with Pass-N-Thru™
Slide-N-Side™ junction box
Quick Connect™ push wire nuts

Compatible Trims

5000	5021	5071	5125	5150	5185
5001	5030	5102	5130	5162	5186
5010	5051	5107	5135	5165	5222
5012	5054	5109	5145	5175	5230
5016	5060	5110	5146	5176	5255
5020	5070	5120			

Trims for use in Halo listed housings

Select trims are classified for use in other housings, see www.eaton.com/lighting/legal

Features

Housing
- Single wall die-stamped CRS with white powder coat finish
- Housing adjusts in plaster frame to accommodate up to 1-3/8" ceiling thickness

Plaster Frame
- Galvanized steel construction
- The housing can be removed from plaster frame to provide access to the junction box
- Plaster frame features include:
  - Patented regressed locking screw positioned for securing hanger bars from below the ceiling
  - Cutouts for easily crimping hanger bars in position
  - Halo name embossed on plaster frame

Socket Plate
- Rigid socket plate adjusts and locks without tools for various lamp sizes
- Socket plate and bracket may be removed when using socket supporting trims
- Overspray protector included

Includes:
- Got Nail!™ bar hangers (Details Pg. 9)
- q-Channel bars with Pass-N-Thru™ (Details Pg. 9)
- Slide-N-Side™ junction box wire traps (Details Pg. 9)
- Quick Connect™ push wire nuts (Details Pg. 9)

Socket
- Porcelain socket with nickel plated brass screw shell
- Snaps into trim for consistent lamp positioning
- Shipping insert protects socket from overspray

Thermal Protector
Self resetting thermal protector deactivates fixture if overheating occurs due to improper lamping or misapplied insulation

Trims
Halo Fit-All concept offers multiple trim options in a variety of design styles, and functional beam distributions to control beam angle and lumen delivery in accommodating various lamp types including Halogen, CFL and LED

Compliance
- cULus Listed 1598 luminaire
- cULus Listed damp location
- cULus Listed for wet location, covered ceiling,with select trims
- cULus Listed for feed through
- IP rated (Improper Lamp)
- RoHS compliant

Specifications, compliances and dimensions subject to change without notice

E26 Screw Base Non-IC Housing

H5RT

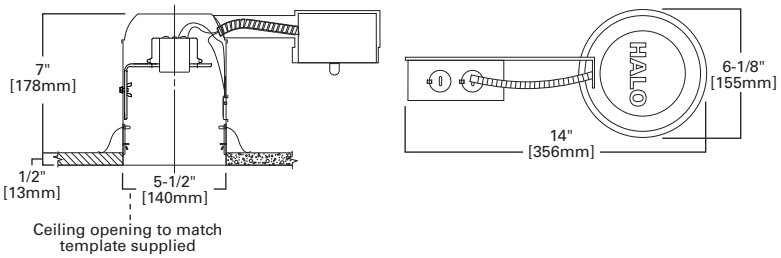

H5RT

5" Non-IC, Remodel Housing, 120V

The H5RT recessed housing is designed for residential and light commercial applications. H5RT remodel housing features robust construction and may support the use of higher wattage lamps. The wide variety of trims available allows a number of different lighting effects to be created with one basic housing. The H5RT is for use non-insulated ceilings. If insulation is present it must be kept 3" from all sides of the housing. Remodel housing is designed for installation from below the finished ceiling. May be retrofit with compatible Halo LED lighting systems.

Special Features

Quick Connect™ push wire nuts

Compatible Trims

5000	5021	5071	5125	5150	5185
5001	5030	5102	5130	5162	5186
5010	5051	5107	5135	5165	5222
5012	5054	5109	5145	5175	5230
5016	5060	5110	5146	5176	5255
5020	5070	5120			

Trims for use in Halo listed housings

Select trims are classified for use in other housings, see www.eaton.com/lighting/legal

Features

Housing
- Single wall die-stamped CRS with white powder coat finish
- For installation from below finished ceiling Integral flange secures fixture against ceiling

Remodel Springs
Four remodel clips secure housing and accommodate 1/2" and 5/8" ceiling material

Junction Box
- Seven 1/2" trade size conduit knockouts with true pry-out slots
- Four type non-metallic (NM) cable pry-outs simplify installation

Includes:
- Quick Connect™ push wire nuts (Details Pg. 9)

Socket
- Porcelain socket with nickel plated brass screw shell
- Snaps into trim for consistent lamp positioning
- Overspray protector included

Socket Plate
- Rigid socket plate adjusts and locks without tools for various lamp sizes
- Socket plate and bracket may be removed when using socket supporting trims

Thermal Protector
Self resetting thermal protector deactivates fixture if overheating occurs due to improper lamping or misapplied insulation

Trims
Halo Fit-All concept offers multiple trim options in a variety of design styles, and functional beam distributions to control beam angle and lumen delivery in accommodating various lamp types including Halogen, CFL and LED

Compliance
- cULus Listed 1598 luminaire
- cULus Listed for damp location
- cULus Listed for wet location, covered ceiling, with select trims
- cULus Listed for feed through
- IP rated (Improper Lamp)
- RoHS compliant

E26 Screw Base Non-IC Housing

E5TAT

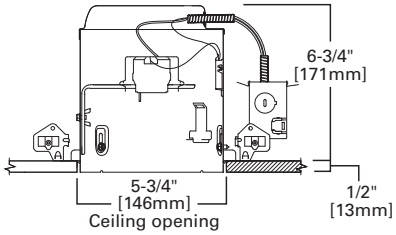

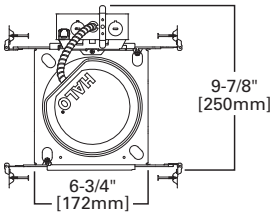

E5TAT

5" Non-IC, Air-Tite, New Construction Housing, 120V

The E5TAT is a compact and efficient recessed housing optimized and listed for EISA compliant, tungsten-halogen, CFL and LED lamps as well as incandescent. E5TAT housing is for use in non-insulated ceilings, suitable for residential or light commercial applications; with Air-Tite code compliant construction. Use with a variety of trims and finishes to create different lighting effects or to match any decor. E5TAT is designed for use in non-insulated ceilings, if insulation is present it must be kept 3" from all sides of the housing. May be retrofit with compatible Halo LED lighting systems.

Special Features

- All-Nail!™ bar hangers
- q-Channel bars with Pass-N-Thru™
- Hinged j-box with Slide-N-Side™
- Quick Connect™ push wire nuts
- Air-Tite™ code compliant

Compatible Trims

5000	5021	5071	5125	5150	5185
5001	5030	5102	5130	5162	5186
5010	5051	5107	5135	5165	5222
5012	5054	5109	5145	5175	5230
5016	5060	5110	5146	5176	5255
5020	5070	5120			

Trims for use in Halo listed housings

Select trims are classified for use in other housings, see www.eaton.com/lighting/legal

Features

Housing
- Single wall die-formed housing
- Housing features a precision rolled interlocking collar which maintains aperture geometry for greater assurance of installation results
- Exclusive Air-Tite gasket meets code where required, and seals between housing, frame and finished ceiling - without need for additional caulk
- May be removed from the plaster frame to provide access to junction box

Socket Plate
- Rigid socket plate adjusts and locks without tools for various lamp sizes
- Socket plate and bracket may be removed when using socket supporting trims

Plaster Frame
- Galvanized steel frame. Housing adjusts in plaster frame to accommodate up to 3/8" - 1" ceiling thickness
- (2) Regressed locking screws for securing hanger bars

Includes:
- All-Nail!™ bar hangers (Details Pg. 11)
- q-Channel bar hangers (Details Pg. 11)
- Hinged junction box with Slide-N-Side™ (Details Pg. 11)
- Quick Connect™ push wire nuts (Details Pg. 11)
- Air-Tite™ code compliant (Details Pg. 11)

Socket
- Porcelain socket with nickel plated brass screw shell
- Snap-in springs secure socket to socket plate, and may be detached when using socket supporting trims
- Shipped with socket overspray protector installed

Thermal Protector
Self resetting thermal protector deactivates fixture if overheating occurs due to improper lamping or misapplied insulation

Trims
Halo Fit-All concept offers multiple trim options in a variety of design styles, and functional beam distributions to control beam angle and lumen delivery in accommodating various lamp types including Halogen, CFL and LED

Compliance
- cULus Listed 1598 luminaire
- cULus Listed damp location
- cULus Listed for wet location, covered ceiling, with select trims
- Air-Tite code compliant. Certified under ASTM E283; not exceeding 2.0 cfm (0.944 L/s) air leakage rate tested at a 1.57 psf (75 Pa) pressure differential
- RoHS compliant

Specifications, compliances and dimensions subject to change without notice

E26 Screw Base Non-IC Housing

E5RTAT

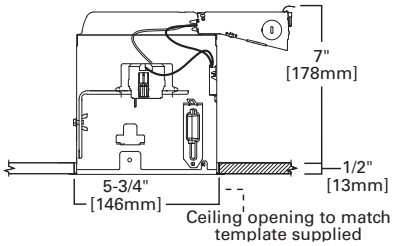

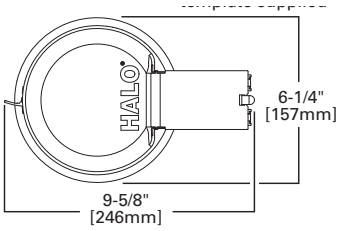

E5RTAT

5" Non-IC, Air-Tite, Remodel Housing, 120V

The E5RTAT is a compact and efficient recessed housing optimized and listed for EISA compliant, tungsten-halogen, CFL and LED lamps as well as incandescent. E5RTAT remodel housing is for use in non-insulated ceilings, suitable for residential or light commercial applications; with Air-Tite code compliant construction. Use with a variety of trims and finishes to create different lighting effects or to match any decor. This remodel housing is designed for installation from below the finished ceiling. As E5RTAT is for use in non-insulated ceilings, if insulation is present it must be kept 3" from all sides of the housing. May be retrofit with Halo LED lighting systems.

Special Features

Hinged j-box with Slide-N-Side™
Quick Connect™ wiring tray
Air-Tite™ code compliant

Compatible Trims

5000	5021	5071	5125	5150	5185
5001	5030	5102	5130	5162	5186
5010	5051	5107	5135	5165	5222
5012	5054	5109	5145	5175	5230
5016	5060	5110	5146	5176	5255
5020	5070	5120			

Trims for use in Halo listed housings

Select trims are classified for use in other housings, see www.eaton.com/lighting/legal

Features

Housing
- Single wall die-formed housing
- Die formed flange maintains aperture geometry for greater assurance of installation results
- Exclusive Air-Tite gasket meets code where required, and seals between housing, flange and finished ceiling - without need for additional caulk
- For installation from below the finished ceiling. Integral flange secures fixture against ceiling.

Remodel Retention System - Speed Clamps
- Exclusive two integral speed clamps securely lock housing to ceiling, accommodating 3/8" to 2" ceiling materials

Socket Plate
- Rigid socket plate adjusts and locks without tools for various lamp sizes
- Socket plate and bracket may be removed when using socket supporting trims

Includes:
- Hinged junction box with Slide-N-Side™ (Details Pg. 11)
- Quick Connect™ wiring tray (Details Pg. 11)
- Air-Tite™ code compliant (Details Pg. 11)

Socket
- Porcelain socket with nickel plated brass screw shell
- Socket snaps into socket plate for consistent lamp positioning
- Shipped with socket overspray protector installed

Thermal Protector
Self resetting thermal protector deactivates fixture if overheating occurs due to improper lamping or misapplied insulation

Trims
Halo Fit-All concept offers multiple trim options in a variety of design styles, and functional beam distributions to control beam angle and lumen delivery in accommodating various lamp types including Halogen, CFL and LED

Quick Connect™ Wiring Tray
- (3) Color coded 4-port push-in wire nuts included
- Captive tray holds push-nuts in place for one-handed connections to line, neutral & ground
- Speeds installation and increases reliability
- No additional wire nuts required

Compliance
- cULus Listed 1598 luminaire
- cULus Listed damp location
- cULus Listed for wet location, covered ceiling, with select trims
- Air-Tite code compliant. Certified under ASTM E283; not exceeding 2.0 cfm (0.944 L/s) air leakage rate tested at a 1.57 psf (75 Pa) pressure differential
- RoHS compliant

E26 Screw Base Trims

Non-IC Housings: H5T • H5RT • E5TAT • E5RTAT

Reflectors

5020 PAR Reflector

- Straight precision sided trim ring (fixed, not removable)
- Torsion spring retention
- Dual socket position for BR and PAR lamps
- Socket supporting

Housings		Max Lamp Compatibility
H5T	H5RT	75W PAR30S, 75W PAR30L, 65W BR30, 75W R30
E5TAT	E5RTAT	75W PAR30S, 75W PAR30L, 65W BR30

Compatible with Halogen, Incandescent, LED* or CFL* lamps

5020P
White Reflector, White Trim

5020H
Haze Reflector, White Trim

5020SC
Specular Clear Reflector, White Trim

5020BL
Black Specular Reflector, White Trim

5020SN
Satin Nickel Reflector, Satin Nickel Trim

5020TBZ
Tuscan Bronze Reflector, Tuscan Bronze Trim

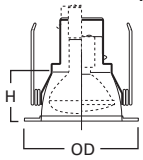

Dimensions**
H: 3-1/4" [82mm]
OD: 6-3/8" [162mm]

5021 Full Reflector

- Straight precision sided trim ring (fixed, not removable)
- Torsion spring retention
- For use with A-Lamps
- Socket supporting

Housings		Max Lamp Compatibility
H5T	H5RT	60W A19
E5TAT	E5RTAT	

Compatible with Halogen, Incandescent, LED* or CFL* lamps

5021H
Haze Reflector, White Trim

5021SC
Specular Clear Reflector, White Trim

5021SN
Satin Nickel Reflector, Satin Nickel Trim

5021TBZ
Tuscan Bronze Reflector, Tuscan Bronze Trim

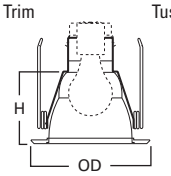

Dimensions**
H: 5" [127mm]
OD: 6-3/8" [162mm]

5107 Tapered Reflector, Self-flange

- Self-flange reflector cone
- Contoured tapered sides of cone reflector for BR30 and PAR30 lamps
- Coil spring retention
- Self-flange trim ring sized to hide gaps caused by construction tolerances

Housings		Max Lamp Compatibility
H5T	H5RT	75W PAR30S, 75W PAR30L, 65W BR30
E5TAT	E5RTAT	

Compatible with Halogen, Incandescent, LED* or CFL* lamps

5107SC
Specular Clear Reflector, White Self-flange

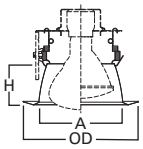

Dimensions**
A: 4-3/4" [121mm]
H: 2-3/8" [60mm]
OD: 6-5/8" [168mm]

5120 Full Cone Reflector, Self-flange

- Full cone reflector
- Torsion spring retention
- Socket supporting
- Self-flange trim ring sized to hide gaps caused by construction tolerances

Housings		Max Lamp Compatibility
H5T	H5RT	60W A19, 75W PAR30S, 75W PAR30L, 65W BR30
E5TAT	E5RTAT	

Compatible with Halogen, Incandescent, LED* or CFL* lamps

5120WH
White Reflector, White Self-flange

5120SN
Satin Nickel Reflector, Satin Nickel Self-flange

5120TBZ
Tuscan Bonze Reflector, Tuscan Bronze Self-flange

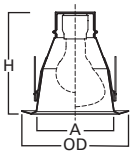

Dimension**
A: 4-3/4" [121mm]
H: 6-1/4" [160mm]
OD: 6-5/8" [168mm]

*UL1993 listed LED & CFL equivalent lamps permitted. Consult lamp manufacturer for conditions of use. Eaton does not warranty the lamp.
****Key: A:** Luminous Aperture, **D:** Depth Profile, **H:** Height, **LH:** Lens Height, **OD:** Trim Outside Diameter

Specifications, compliances and dimensions subject to change without notice

Baffles

5001 PAR Metal Baffle Splay

- Straight precision sided trim ring (fixed, not removable)
- Torsion spring retention
- Dual socket position for BR and PAR lamps
- Socket supporting

Housings		Max Lamp Compatibility
H5T	H5RT	50W PAR20, 75W PAR30S, 75W PAR30L, 65W BR30, 50W R20, 75W R30
E5TAT	E5RTAT	50W PAR20, 75W PAR30S, 75W PAR30L, 65W BR30

Compatible with Halogen, Incandescent, LED* or CFL* lamps

5001P
White Baffle, White Trim

5001MB
Black Baffle, White Trim

5001SN
Satin Nickel Baffle, Satin Nickel Trim

5001TBZ
Tuscan Bronze Baffle, Tuscan Bronze Trim

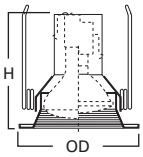

Dimensions**
H: 6-1/8" [152mm]
OD: 6-3/8" [156mm]

5010 PAR Metal Step Baffle

- Straight precision sided trim ring (fixed, not removable)
- Torsion spring retention
- Dual socket position for BR and PAR lamps
- Socket supporting

Housings		Max Lamp Compatibility
H5T	H5RT	75W PAR30S, 75W PAR30L, 65W BR30, 75W R30
E5TAT	E5RTAT	75W PAR30S, 75W PAR30L, 65W BR30

Compatible with Halogen, Incandescent, LED* or CFL* lamps

5010W
White Baffle, White Trim

5010
Black Baffle, White Trim

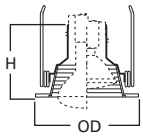

Dimensions**
H: 2" [52mm]
OD: 6-3/8" [156mm]

5012 High Coilex® Baffle

- Straight precision sided trim ring (fixed, not removable)
- Provides ultra deep lamp regression (not compatible with H5TM)
- Socket supporting
- Torsion spring retention

Housings		Max Lamp Compatibility
H5T	H5RT	75W PAR30S, 75W PAR30L, 65W BR30, 75W R30
E5TAT	E5RTAT	75W PAR30S, 75W PAR30L, 65W BR30

Compatible with Halogen, Incandescent, LED* or CFL* lamps

5012W
White Baffle, White Trim

5012P
Black Baffle, White Trim

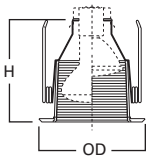

Dimensions**
H: 6" [152mm]
OD: 6-3/8" [156mm]

5016 Coilex® Baffle with Reflector

- Straight precision sided trim ring (fixed, not removable)
- Torsion spring retention
- Dual socket position for BR and PAR lamps
- Socket supporting

Housings		Max Lamp Compatibility
H5T	H5RT	60W A19, 75W PAR30S, 75W PAR30L, 65W BR30
E5TAT	E5RTAT	

Compatible with Halogen, Incandescent, LED* or CFL* lamps

5016W
White Baffle, White Trim

5016P
Black Baffle, White Trim

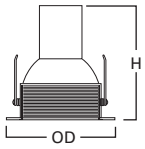

Dimensions**
H: 6-3/4" [171mm]
OD: 6-3/8" [162mm]

*UL1993 listed LED & CFL equivalent lamps permitted. Consult lamp manufacturer for conditions of use. Eaton does not warranty the lamp.
****Key: A:** Luminous Aperture, **D:** Depth Profile, **H:** Height, **LH:** Lens Height, **OD:** Trim Outside Diameter

E26 Screw Base Trims

Non-IC Housings: H5T • H5RT • E5TAT • E5RTAT

5102 Tapered Metal Baffle, Self-flange

- Contoured tapered sides of metal baffle for BR30 and PAR30 lamps
- Coil spring retention
- Self-flange trim ring sized to hide gaps caused by construction tolerances

Housings		Max Lamp Compatibility
H5T	H5RT	75W PAR30S, 75W PAR30L, 65W BR30
E5TAT	E5RTAT	

Compatible with Halogen, Incandescent, LED* or CFL* lamps



5102WB
White Baffle, White Self-flange

5102BB
Black Baffle, White Self-flange

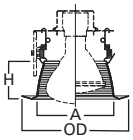

Dimensions**
A: 4-3/4" [121mm]
H: 2-3/8" [60mm]
OD: 6-5/8" [168mm]

5109 Coilex® Tapered Baffle, Self-flange

- Contoured tapered sides of Coilex baffle for BR30 and PAR30 lamps
- Coil spring retention
- Self-flange trim ring sized to hide gaps caused by construction tolerances

Housings		Max Lamp Compatibility
H5T	H5RT	75W PAR30S, 75W PAR30L, 65W BR30
E5TAT	E5RTAT	

Compatible with Halogen, Incandescent, LED* or CFL* lamps

5109WB
White Plastic Straight Coilex Baffle, White Self-flange

5109BB
Black Plastic Straight Coilex Baffle, White Self-flange

5109BKBB
Black Plastic Straight Coilex Baffle, Black Self-flange

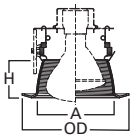

Dimensions**
A: 4-3/4" [121mm]
H: 2-3/8" [60mm]
OD: 6-5/8" [168mm]

5110 Perftex™ Baffle, Self-flange

- Perforated pattern baffle contoured for BR30 and PAR30L lamps
- Coil spring retention
- Self-flange trim ring sized to hide gaps caused by construction tolerances

Housings		Max Lamp Compatibility
H5T	H5RT	75W PAR30L, 65W BR30
E5TAT	E5RTAT	

Compatible with Halogen, Incandescent, LED* or CFL* lamps

5110WB
White Perftex Baffle, White Self-flange

5110BB
Black Perftex Baffle, White Self-flange

5110BKBB
Black Perftex Baffle, Black Self-flange

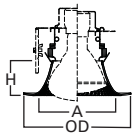

Dimensions**
A: 5-1/2" [141mm]
H: 2-1/8" [55mm]
OD: 6-5/8" [168mm]

5125 Full Cone Baffle, Self-flange

- Full cone baffle
- Torsion spring retention
- Socket supporting
- Self-flange trim ring sized to hide gaps caused by construction tolerances

Housings		Max Lamp Compatibility
H5T	H5RT	60W A19, 75W PAR30S, 75W PAR30L, 65W BR30
E5TAT	E5RTAT	

Compatible with Halogen, Incandescent, LED* or CFL* lamps

5125WB
White Baffle, White Self-flange

5125BB
White Baffle, Black Self-flange

5125BKBB
Black Baffle, Black Self-flange

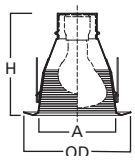

Dimensions**
A: 4-3/4" [121mm]
H: 6-1/4" [160mm]
OD: 6-5/8" [168mm]

Adjustable – Eyeballs & Gimbals

5060 Adjustable Gimbal 20° Tilt, Self-flange

- Straight precision sided trim ring (fixed, not removable)
- For directional accent lighting
- Torsion springs retention
- 20° tilt - 360° rotation
- Socket supporting

Housings		Max Lamp Compatibility
H5T	H5RT	75W PAR30S
E5TAT	E5RTAT	

Compatible with Halogen, Incandescent, LED* or CFL* lamps

5060P
White Gimbal, White Trim

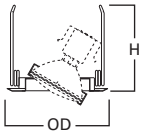

Dimensions**
H: 3-1/4" [82mm]
OD: 6-3/8" [162mm]

*UL1993 listed LED & CFL equivalent lamps permitted. Consult lamp manufacturer for conditions of use. Eaton does not warranty the lamp.
****Key: A:** Luminous Aperture, **D:** Depth Profile, **H:** Height, **LH:** Lens Height, **OD:** Trim Outside Diameter

Specifications, compliances and dimensions subject to change without notice

5070 Adjustable Eyeball 30° Tilt, Self-flange

- Straight precision sided trim ring (fixed, not removable)
- For directional accent lighting
- Torsion spring retention
- 30° tilt - 360° rotation
- Socket supporting

Housings		Max Lamp Compatibility
H5T	H5RT	75W PAR30S
E5TAT	E5RTAT	

Compatible with Halogen, Incandescent, LED* or CFL* lamps

5070P
White Eyeball, White Trim

5070SN
Satin Nickel Eyeball, Satin Nickel Trim

5070TBZ
Tuscan Bronze Eyeball, Tuscan Bronze Trim

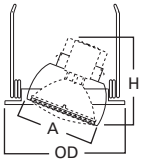

Dimensions**
A: 3-7/8" [98mm]
H: 3-3/8" [86mm]
OD: 6-3/8" [162mm]

5071 Adjustable Eyeball 30° Tilt, Self-flange

- Straight precision sided trim ring (fixed, not removable)
- For directional accent lighting
- Torsion springs retention
- 30° tilt - 360° rotation
- Socket supporting

Housings		Max Lamp Compatibility
H5T	H5RT	50W PAR20 , 50W R20
E5TAT	E5RTAT	50W PAR20

Compatible with Halogen, Incandescent, LED* or CFL* lamps

5071P
White Eyeball, White Trim

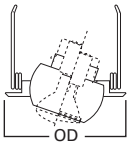

Dimensions**
OD: 6-1/2" [165mm]

5130 Eyeball 35° Tilt, Self-flange

- Adjustable 35° tilt, 360° rotation
- Design optimized for PAR30S (short-neck) lamps
- Torsion spring retention
- Socket supporting eyeball
- Self-flange trim ring sized to hide gaps caused by construction tolerances

Housings		Max Lamp Compatibility
H5T	E5TAT	75W PAR30S
H5RT	E5RTAT	

Compatible with Halogen, Incandescent, LED* or CFL* lamps

5130WH
White Eyeball, White Trim

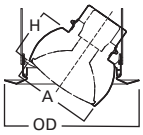

Dimensions**
A: 3-7/8" [98mm]
H: 2-1/4" [58mm]
OD: 6-5/8" [168mm]

5135 Eyeball 35° Tilt, Self-flange

- Conical adjustable eyeball trim for PAR20 lamps
- Torsion spring retention
- Socket supporting
- 35° tilt, 360° rotation
- Self-flange trim ring sized to hide gaps caused by construction tolerances

Housings		Max Lamp Compatibility
H5T	H5RT	50W PAR20
E5TAT	E5RTAT	

Compatible with Halogen, Incandescent, LED* or CFL* lamps

5135WH
White Eyeball, White Trim, Self-flange

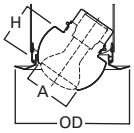

Dimensions**
A: 2-3/4" [70mm]
H: 2-1/4" [58mm]
OD: 6-5/8" [168mm]

*UL1993 listed LED & CFL equivalent lamps permitted. Consult lamp manufacturer for conditions of use. Eaton does not warranty the lamp.
****Key: A:** Luminous Aperture, **D:** Depth Profile, **H:** Height, **LH:** Lens Height, **OD:** Trim Outside Diameter

E26 Screw Base Trims

Non-IC Housings: H5T • H5RT • E5TAT • E5RTAT

5165 Gimbal 35° Tilt, Self-flange

- Adjustable gimbal trim for PAR30S (short-neck) lamps
- Torsion spring retention
- Socket supporting bracket
- 35° tilt, 360° rotation
- Self-flange trim ring sized to hide gaps caused by construction tolerances

Housings		Max Lamp Compatibility
H5T	H5RT	75W PAR30S
E5TAT	E5RTAT	

Compatible with Halogen, Incandescent, LED* or CFL* lamps

5165WH
White Gimbal, White Trim

5165BK
Black Gimbal, Black Trim

5165SN
Satin Nickel Gimbal, Satin Nickel Trim

5165TBZ
Tuscan Bronze Gimbal, Tuscan Bronze Trim

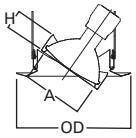

Dimensions**
A: 3-3/8" [85mm]
H: 1-1/8" [29mm]
OD: 6-5/8" [168mm]

5222 Regressed Angle Cut Adjustable Gimbal, 30° Tilt, Self-flange

- Fully regressed gimbal
- Torsion spring retention
- 30° tilt, 360° rotation
- Socket supporting
- Angle cut - cone reflector and baffle options
- Accommodates tilt of gimbal in a full regressed cut cone
- Self-flange trim ring sized to hide gaps caused by construction tolerances

Housings		Max Lamp Compatibility
H5T	H5RT	60W PAR16, 50W PAR20, 75W PAR30S, 75W PAR30L
E5TAT	E5RTAT	

Compatible with Halogen, Incandescent, LED* or CFL* lamps

5222WB
White Baffle & Gimbal, White Trim

5222BB
Black Baffle & Gimbal, White Trim

5222SC
Specular Clear Reflector & Gimbal, White Trim

5222H
Haze Reflector & Gimbal, White Trim

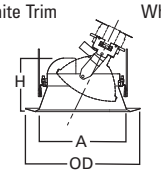

Dimensions**
A: 5"127mm]
H: 3-1/8" [79mm]
OD: 6-5/8" [168mm]

Lenses & Wet Location Showerlights

5051 Frosted Glass Lens

Showerlight

- Frosted glass lens
- Straight precision sided trim
- "Dead-Front" construction, wet location listed Showerlight
- Non-conductive, non-corrosive gasketed polymer trim ring
- Torsion spring retention

Housings		Max Lamp Compatibility
H5T	H5RT	60W A19, 50W PAR30S, 50W PAR30L, 65W BR30
E5TAT	E5RTAT	

Compatible with Halogen, Incandescent, LED* or CFL* lamps

5051PS
Frosted Glass Lens, White Trim

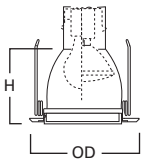

Dimensions**
H: 5-9/16" [141mm]
OD: 6-7/16" [164mm]

5054 Frosted Glass Dome Lens

airlite Showerlight

- Frosted glass dome lens
- Precision straight sided trim ring
- "Dead-Front" construction, wet location listed Showerlight
- Non conductive, non corrosive gasketed polymer trim ring
- Torsion spring retention

Housings		Max Lamp Compatibility
H5T	H5RT	75W A19, 75W PAR30S
E5TAT	E5RTAT	

Compatible with Halogen, Incandescent, LED* or CFL* lamps

5054PS
Frosted Glass Dome, White Trim

5054SNS
Frosted Glass Dome, Satin Nickel Trim

5054TBZS
Frosted Glass Dome, Tuscan Bronze Trim

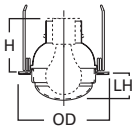

Dimensions**
LH: 1-3/4" [45mm]
H: 4-1/2" [114mm]
OD: 6-3/8" [162mm]

*UL1993 listed LED & CFL equivalent lamps permitted. Consult lamp manufacturer for conditions of use. Eaton does not warranty the lamp.
****Key: A:** Luminous Aperture, **D:** Depth Profile, **H:** Height, **LH:** Lens Height, **OD:** Trim Outside Diameter

Specifications, compliances and dimensions subject to change without notice

5145 Open Wet Location, Shallow, Self-flange

Showerlight

- Open wet location Showerlight for PAR30S and PAR30L outdoor rated lamps ONLY
- Torsion spring retention
- Socket supporting
- Self-flange trim ring sized to hide gaps caused by construction tolerances
- For use only in standard and shallow housings

Housings		Max Lamp Compatibility
H5T	H5RT	75W PAR30S, 75W PAR30L
E5TAT	E5RTAT	

Compatible with Halogen, Incandescent, LED* or CFL* lamps

5145WH
White Self-flange

5145SN
Satin Nickel Self-flange

5145TBZ
Tuscan Bronze Self-flange

Outdoor Rated Lamp ONLY (Purchase Separately)

Lamp Gasket
(Included)

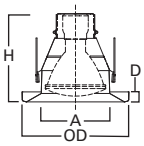

Dimensions**
A: 4-5/8" [117mm]
D: 5/8" [16mm]
H: 5-3/8" [138mm]
OD: 6-5/8" [168mm]

5146 Open Wet Location, Self-flange

Showerlight

- Open wet location Showerlight for PAR30S and PAR30L outdoor rated lamps ONLY
- Torsion spring retention
- Socket supporting
- Self-flange trim ring sized to hide gaps caused by construction tolerances

Housings		Max Lamp Compatibility
H5T	H5RT	75W PAR30S, 75W PAR30L
E5TAT	E5RTAT	

Compatible with Halogen, Incandescent, LED* or CFL* lamps

5146WH
White Self-flange

5146SN
Satin Nickel Self-flange

5146TBZ
Tuscan Bronze Self-flange

Outdoor Rated Lamp ONLY (Purchase Separately)

Lamp Gasket
(Included)

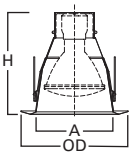

Dimensions**
A: 4-3/4" [121mm]
H: 6-1/4" [160mm]
OD: 6-5/8" [168mm]

5150 Low Profile, Frosted Glass Dome Lens, Self-flange

Showerlight

- Low profile, frosted glass dome lens
- Wet location Showerlight
- Torsion spring retention
- Non-conductive "dead-front" polymer (plastic) trim and glass lens
- Socket supporting internal reflector
- Self-flange trim ring sized to hide gaps caused by construction tolerances

Housings		Max Lamp Compatibility
H5T	H5RT	60W A19, 50W PAR30S
E5TAT	E5RTAT	

Compatible with Halogen, Incandescent, LED* or CFL* lamps

5150WH
Frosted Glass Dome Lens with Reflector, White Plastic Self-flange

5150SN
Frosted Glass Dome Lens with Reflector, Satin Nickel Plastic Self-flange

5150TBZ
Frosted Glass Dome Lens with Reflector, Tuscan Bronze Plastic Self-flange

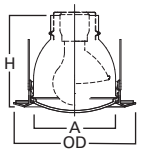

Dimensions**
A: 4-1/2" [114mm]
H: 5" [126mm]
OD: 6-5/8" [168mm]

5162 Drop Opal Plastic Lens, Self-flange

Showerlight

- Drop opal plastic lens
- Wet location Showerlight
- Non-conductive "dead-front" polymer (plastic) trim
- Torsion spring retention
- Socket supporting internal reflector
- Self-flange trim ring sized to hide gaps caused by construction tolerances

Housings		Max Lamp Compatibility
H5T	H5RT	43W A19
E5TAT	E5RTAT	

Compatible with Halogen, Incandescent, LED* or CFL* lamps

5162WH
Drop Opal Plastic Lens with Reflector, White Plastic Self-flange

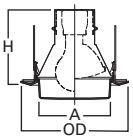

Dimensions**
A: 4-1/2" [114mm]
H: 5-5/8" [118mm]
OD: 6-5/8" [168mm]

*UL1993 listed LED & CFL equivalent lamps permitted. Consult lamp manufacturer for conditions of use. Eaton does not warranty the lamp.
****Key: A:** Luminous Aperture, **D:** Depth Profile, **H:** Height, **LH:** Lens Height, **OD:** Trim Outside Diameter

E26 Screw Base Trims

Non-IC Housings: H5T • H5RT • E5TAT • E5RTAT

5230 Squircle Frost Glass Lens, Metal Trim, Self-flange

Showerlight

- Low profile frost glass lens
- Wet location Showerlight
- Torsion spring retention
- Self-flange low profile metal trim ring
- Socket supporting internal bracket
- Integral rotation adjustment up to +/– 25° for precise alignment with room

Housings		Max Lamp Compatibility
H5T	H5RT	Consult website www.eaton.com/lighting
E5TAT	E5RTAT	

Compatible with Halogen, Incandescent, LED* or CFL* lamps

5230AH
Frost Glass Lens, Aluminum Haze Squircle Trim

5230PN
Frost Glass Lens, Polished Nickel Squircle Trim

5230SN
Frost Glass Lens, Satin Nickel Squircle Trim

5230TBZ
Frost Glass Lens, Tuscan Bronze Squircle Trim

5255 Soft Square, Frost Curved Glass Lens, Self-flange

Showerlight

- Low profile curved frost glass lens
- Wet location Showerlight
- Torsion spring retention
- Non-conductive "dead-front" polymer plastic trim and glass lens
- Integral rotation adjustment up to +/– 25° for precise alignment with room
- Integrated socket supporting reflector for illumination across lens corner-to-corner

Housings		Max Lamp Compatibility
H5T	H5RT	60W A19, 60W PAR30S
E5TAT	E5RTAT	

Compatible with Halogen, Incandescent, LED* or CFL* lamps

5255WH
Frost Curved Glass Lens with Reflector, White Plastic Self-flange

5255SN
Frost Curved Glass Lens with Reflector, Satin Nickel Plastic Self-flange

5255TBZ
Frost Curved Glass Lens with Reflector, Tuscan Bronze Plastic Self-flange

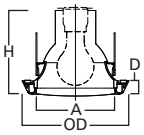

Dimensions**
A: 5-1/8" [130mm]
D: 1" [26mm]
H: 5-1/2" [140mm]
OD: 6-7/8" [174mm]

Open, Splay & Wall Wash

5000 PAR Metal Splay, Self-flange

- Straight precision sided trim ring (fixed, not remodeled)
- Open metal splay trim
- Dual socket position socket for BR and PAR lamps
- Torsion spring retention
- Socket supporting

Housings		Max Lamp Compatibility
H5T	H5RT	75W PAR30S, 75W PAR30L, 65W BR30, 75W R30
E5TAT	E5RTAT	75W PAR30S, 75W PAR30L, 65W BR30

Compatible with Halogen, Incandescent, LED* or CFL* lamps

5000P
White Splay, White Trim

5000SN
Satin Nickel Splay, Satin Nickel Trim

5000TBZ
Tuscan Bronze Splay, Tuscan Bronze Trim

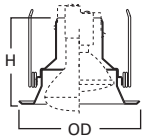

Dimensions**
H: 4-5/8" [118mm]
OD: 6-3/8" [162mm]

5175 Open, Wide Self-flange

- Open trim for BR & PAR30 lamps
- Coil spring retention
- Self-flange trim ring sized to hide gaps caused by construction tolerances

Housings		Max Lamp Compatibility
H5T	H5RT	75W PAR30S, 75W PAR30L, 65W BR30
E5TAT	E5RTAT	

Compatible with Halogen, Incandescent, LED* or CFL* lamps

5175WH
White Self-flange

5175SN
Satin Nickel Self-flange

5175TBZ
Tuscan Bronze Self-flange

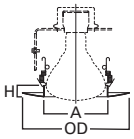

Dimensions**
A: 3-7/8" [99mm]
H: 3/4" [19mm]
OD: 6-5/8" [168mm]

*UL1993 listed LED & CFL equivalent lamps permitted. Consult lamp manufacturer for conditions of use. Eaton does not warranty the lamp.
****Key: A:** Luminous Aperture, **D:** Depth Profile, **H:** Height, **LH:** Lens Height, **OD:** Trim Outside Diameter

Specifications, compliances and dimensions subject to change without notice

5176 Open, Wide Self-flange

- Open trim for BR & PAR lamps
- Torsion spring retention
- Socket supporting integral bracket
- Self-flange trim ring sized to hide gaps caused by construction tolerances

Housings		Max Lamp Compatibility
H5T	H5RT	75W PAR30S, 75W PAR30L, 65W BR30
E5TAT	E5RTAT	

Compatible with Halogen, Incandescent, LED* or CFL* lamps

5176WH
White Self-flange

5176SN
Satin Nickel Self-flange

5176TBZ
Tuscan Bronze Self-flange

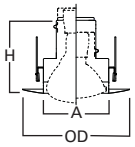

Dimensions**
A: 3-7/8" [99mm]
H: 4-3/4" [120mm]
OD: 6-5/8" [168mm]

5185 Open, Splay Self-flange

- Open splay trim for BR & PAR lamps
- Coil spring retention
- Self-flange trim ring sized to hide gaps caused by construction tolerances

Housings		Max Lamp Compatibility
H5T	H5RT	75W PAR30S, 75W PAR30L, 65W BR30
E5TAT	E5RTAT	

Compatible with Halogen, Incandescent, LED* or CFL* lamps

5185WH
White Self-flange

5185SN
Satin Nickel Self-flange

5185TBZ
Tuscan Bronze Self-flange

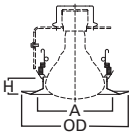

Dimensions**
A: 3-7/8" [99mm]
H: 1" [27mm]
OD: 6-5/8" [168mm]

5186 Splay, Self-flange

- Splay trim for BR & PAR lamps
- Torsion spring retention
- Socket supporting integral bracket
- Self-flange trim ring sized to hide gaps caused by construction tolerances

Housings		Max Lamp Compatibility
H5T	H5RT	75W PAR30S, 75W PAR30L, 65W BR30
E5TAT	E5RTAT	

Compatible with Halogen, Incandescent, LED* or CFL* lamps

5186WH
White Self-flange

5186SN
Satin Nickel Self-flange

5186TBZ
Tuscan Bronze Self-flange

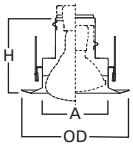

Dimensions**
A: 3-7/8" [99mm]
H: 4-7/8" [123mm]
OD: 6-5/8" [168mm]

5030 Wall Wash with Baffle

- Straight precision sided trim ring
- Designed to spread light closer to the ceiling to eliminate the "cave effect"
- Provides a wash of light
- 360° rotation
- Torsion spring retention
- Socket supporting

Housings		Max Lamp Compatibility
H5T	H5RT	50W TB19, 60W A19, 60W BT15, 60W MB19
E5TAT	E5RTAT	60W A19

Compatible with Halogen, Incandescent, LED* or CFL* lamps

5030W
White Eyelid with White Baffle, White Trim

5030P
White Eyelid with Black Baffle, White Trim

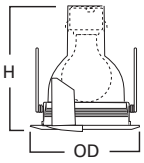

Dimensions**
H: 6-7/8" [173mm]
OD: 6-1/4" [159mm]

*UL1993 listed LED & CFL equivalent lamps permitted. Consult lamp manufacturer for conditions of use. Eaton does not warranty the lamp.
****Key: A:** Luminous Aperture, **D:** Depth Profile, **H:** Height, **LH:** Lens Height, **OD:** Trim Outside Diameter

E26 Screw Base Non-IC Housing – No Socket Bracket

H5TNB

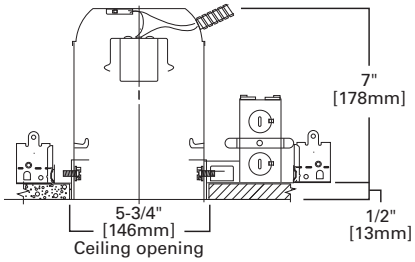

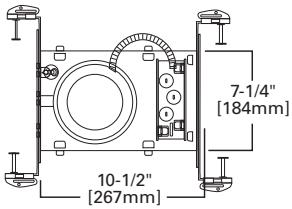

H5TNB

5" Non-IC, New Construction Housing, No Socket Bracket, 120V

The H5TNB recessed housing is designed for residential and light commercial applications. H5TNB features full-frame robust construction, feed through listing, Got Nail! bar hangers; and may support the use of higher wattage lamps. The wide variety of trims available allows a number of different lighting effects to be created with one basic housing. The H5TNB is for use non-insulated ceilings. If insulation is present it must be kept 3" from all sides of the housing. The H5TNB can save installation time. It is designed without a socket plate for use with socket supporting trims only. With these trims there is no need to spend time removing the socket plate and the fixed lamp position of socket supporting trims saves on lamp adjustment time too. May be retrofit with compatible Halo LED lighting systems.

Special Features

Got Nail!™ bar hangers
q-Channel bars with Pass-N-Thru™
Slide-N-Side™ junction box
Quick Connect™ push wire nuts

Compatible Trims

5000	5020	5060	5130	5150	5186
5001	5021	5070	5135	5162	5222
5010	5030	5071	5145	5165	5230
5012	5051	5120	5146	5176	5255
5016	5054	5125			

Trims for use in Halo listed housings

Select trims are classified for use in other housings, see www.eaton.com/lighting/legal

Features

Housing
- Single wall die-stamped CRS with white powder coat finish
- Housing adjusts in plaster frame to accommodate up to 1-3/8" ceiling thickness

Plaster Frame
- Galvanized steel construction
- The housing can be removed from plaster frame to provide access to the junction box
- Plaster frame features include:
  - Patented regressed locking screw positioned for securing hanger bars from below the ceiling
  - Cutouts for easily crimping hanger bars in position
  - Halo name embossed on plaster frame

Includes:
- Got Nail!™ bar hangers (Details Pg. 9)
- q-Channel bars with Pass-N-Thru™ (Details Pg. 9)
- Slide-N-Side™ junction box wire traps (Details Pg. 9)
- Quick Connect™ push wire nuts (Details Pg. 9)

Socket
- Porcelain socket with nickel plated brass screw shell
- Snaps into trim for consistent lamp positioning
- Overspray protector included

Thermal Protector
Self resetting thermal protector deactivates fixture if overheating occurs due to improper lamping or misapplied insulation

Trims
Halo Fit-All concept offers multiple trim options in a variety of design styles, and functional beam distributions to control beam angle and lumen delivery in accommodating various lamp types including Halogen, CFL and LED

Compliance
- cULus Listed 1598 luminaire
- cULus Listed damp location
- cULus Listed for wet location, covered ceiling, with select trims
- cULus Listed for feed through
- IP rated (Improper Lamp)
- RoHS compliant

Specifications, compliances and dimensions subject to change without notice

E26 Screw Base Non-IC Housing – No Socket Bracket

E5TATNB

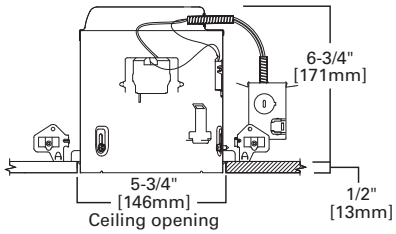

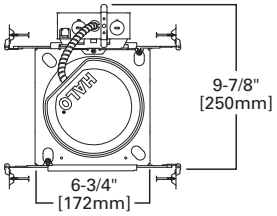

E5TATNB

5" Non-IC, Air-Tite, New Construction Housing, No Socket Bracket, 120V

The E5TATNB is a compact and efficient recessed housing optimized and listed for EISA compliant, tungsten-halogen, CFL and LED lamps as well as incandescent. The Halo E5TATNB housing is for use in non-insulated ceilings, suitable for residential or light commercial applications; with Air-Tite code compliant construction. Use with a variety of trims and finishes to create different lighting effects or to match any decor. E5TATNB is designed for use in non-insulated ceilings, if insulation is present it must be kept 3" from all sides of the housing. May be retrofit with compatible Halo LED lighting systems. The E5TATNB can save installation time. It is designed without a socket plate for use with socket supporting trims only. With these trims there is no need to spend time removing the socket plate and the fixed lamp position of socket supporting trims saves on lamp adjustment time too. May be retrofit with Halo LED lighting systems.

Special Features

- All-Nail!™ bar hangers
- q-Channel bars with Pass-N-Thru™
- Hinged j-box with Slide-N-Side™
- Quick Connect™ push wire nuts
- Air-Tite™ code compliant

Compatible Trims

5000	5020	5060	5130	5150	5186
5001	5021	5070	5135	5162	5222
5010	5030	5071	5145	5165	5230
5012	5051	5120	5146	5176	5255
5016	5054	5125			

Trims for use in Halo listed housings

Select trims are classified for use in other housings, see www.eaton.com/lighting/legal

Features

Housing
- Single wall die-formed housing
- Housing features a precision rolled interlocking collar which maintains aperture geometry for greater assurance of installation results
- Exclusive Air-Tite gasket meets code where required, and seals between housing, frame and finished ceiling - without need for additional caulk
- May be removed from the plaster frame to provide access to junction box

Plaster Frame
- Galvanized steel frame. Housing adjusts in plaster frame to accommodate up to 3/8" - 1" ceiling thickness.
- (2) Regressed locking screws for securing hanger bars

Includes:
- All-Nail!™ bar hangers (Details Pg. 11)
- q-Channel bar hangers (Details Pg. 11)
- Hinged junction box with Slide-N-Side™ (Details Pg. 11)
- Quick Connect™ push wire nuts (Details Pg. 11)
- Air-Tite™ code compliant (Details Pg. 11)

Socket
- Porcelain socket with nickel plated brass screw shell
- Snap-in socket speeds installation and attaches directly to the trim for consistent lamp positioning
- Shipped with socket overspray protector installed

Thermal Protector
Self resetting thermal protector deactivates fixture if overheating occurs due to improper lamping or misapplied insulation

Trims
Halo Fit-All concept offers multiple trim options in a variety of design styles, and functional beam distributions to control beam angle and lumen delivery in accommodating various lamp types including Halogen, CFL and LED

Compliance
- cULus Listed 1598 luminaire
- cULus Listed damp location
- cULus Listed for wet location, covered ceiling, with select trims
- Air-Tite code compliant. Certified under ASTM E283; not exceeding 2.0 cfm (0.944 L/s) air leakage rate tested at a 1.57 psf (75 Pa) pressure differential
- RoHS compliant

E26 Screw Base Trims

Non-IC "NB" Housings: H5TNB • E5TATNB

Reflectors

5020 PAR Reflector

- Straight precision sided trim ring (fixed, not removable)
- Torsion spring retention
- Dual socket position for BR and PAR lamps
- Socket supporting integral bracket

Housings	Max Lamp Compatibility
H5TNB	75W PAR30S, 75W PAR30L, 65W BR30, 75W R30
E5TATNB	75W PAR30S, 75W PAR30L, 65W BR30

Compatible with Halogen, Incandescent, LED* or CFL* lamps

5020P
White Reflector, White Trim

5020H
Haze Reflector, White Trim

5020SC
Specular Clear Reflector, White Trim

5020BL
Black Specular Reflector, White Trim

5020SN
Satin Nickel Reflector, Satin Nickel Trim

5020TBZ
Tuscan Bronze Reflector, Tuscan Bronze Trim

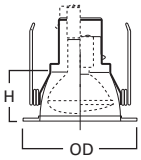

Dimensions**
H: 3-1/4" [82mm]
OD: 6-3/8" [162mm]

5021 Full Reflector

- Straight precision sided trim ring (fixed, not removable)
- Torsion spring retention
- For use with A-lamps
- Socket supporting integral bracket

Housings	Max Lamp Compatibility
H5TNB	60W A19
E5TATNB	

Compatible with Halogen, Incandescent, LED* or CFL* lamps

5021H
Haze Reflector, White Trim

5021SC
Specular Clear Reflector, White Trim

5021SN
Satin Nickel Reflector, Satin Nickel Trim

5021TBZ
Tuscan Bronze Reflector, Tuscan Bronze Trim

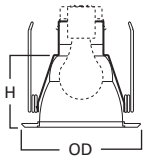

Dimensions**
H: 5" [127mm]
OD: 6-3/8" [162mm]

5120 Full Cone Reflector, Self-flange

- Full cone reflector
- Torsion spring retention
- Socket supporting
- Self-flange trim ring sized to hide gaps caused by construction tolerances

Housings	Max Lamp Compatibility
H5TNB	60W A19, 75W PAR30S, 75W PAR30L, 65W BR30
E5TATNB	

Compatible with Halogen, Incandescent, LED* or CFL* lamps

5120WH
White Reflector, White Self-flange

5120SN
Satin Nickel Reflector, Satin Nickel Self-flange

5120TBZ
Tuscan Bonze Reflector, Tuscan Bronze Self-flange

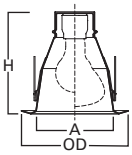

Dimensions**
A: 4-3/4" [121mm]
H: 6-1/4" [160mm]
OD: 6-5/8" [168mm]

*UL1993 listed LED & CFL equivalent lamps permitted. Consult lamp manufacturer for conditions of use. Eaton does not warranty the lamp.
****Key: A:** Luminous Aperture, **D:** Depth Profile, **H:** Height, **LH:** Lens Height, **OD:** Trim Outside Diameter

Specifications, compliances and dimensions subject to change without notice

Baffles

5001 PAR Metal Baffle Splay

- Straight precision sided trim ring (fixed, not removable)
- Torsion spring retention
- Dual socket position for BR and PAR lamps
- Socket supporting

Housings	Max Lamp Compatibility
H5TNB	50W PAR20, 75W PAR30S, 75W PAR30L, 65W BR30, 50W R20, 75W R30
E5TATNB	50W PAR20, 75W PAR30S, 75W PAR30L, 65W BR30

Compatible with Halogen, Incandescent, LED* or CFL* lamps

5001P
White Baffle, White Trim

5001MB
Black Baffle, White Trim

5001SN
Satin Nickel Baffle, Satin Nickel Trim

5001TBZ
Tuscan Bronze Baffle, Tuscan Bronze Trim

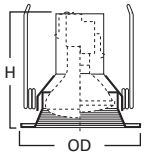

Dimensions**
H: 6-1/8" [152mm]
OD: 6-3/8" [156mm]

5012 High Coilex® Baffle

- Straight precision sided trim ring (fixed, not removable)
- Provides ultra deep lamp regression (not compatible with H5TM)
- Socket supporting
- Torsion spring retention

Housings	Max Lamp Compatibility
H5TNB	75W PAR30S, 75W PAR30L, 65W BR30, 75W R30
E5TATNB	75W PAR30S, 75W PAR30L, 65W BR30

Compatible with Halogen, Incandescent, LED* or CFL* lamps

5012W
White Baffle, White Trim

5012P
Black Baffle, White Trim

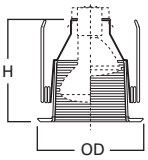

Dimensions**
H: 6" [152mm]
OD: 6-3/8" [156mm]

5016 Coilex® Baffle with Reflector

- Straight precision sided trim ring (fixed, not removable)
- Torsion spring retention
- Dual socket position for BR and PAR lamps
- Socket supporting

Housings	Max Lamp Compatibility
H5TNB	60W A19, 75W PAR30S, 75W PAR30L, 65W BR30
E5TATNB	

Compatible with Halogen, Incandescent, LED* or CFL* lamps

5016W
White Baffle, White Trim

5016P
Black Baffle, White Trim

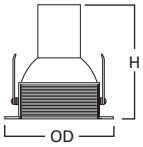

Dimensions**
H: 6-3/4" [171mm]
OD: 6-3/8" [162mm]

*UL1993 listed LED & CFL equivalent lamps permitted. Consult lamp manufacturer for conditions of use. Eaton does not warranty the lamp.
****Key: A:** Luminous Aperture, **D:** Depth Profile, **H:** Height, **LH:** Lens Height, **OD:** Trim Outside Diameter

E26 Screw Base Trims

Non-IC "NB" Housings: H5TNB • E5TATNB

5125 Full Cone Baffle, Self-flange

- Full cone baffle trim
- Torsion spring retention
- Socket supporting
- Self-flange trim ring sized to hide gaps caused by construction tolerances

Housings	Max Lamp Compatibility
H5TNB	60W A19, 75W PAR30S, 75W PAR30L, 65W BR30
E5TATNB	

Compatible with Halogen, Incandescent, LED* or CFL* lamps

5125WB
White Baffle, White Self-flange

5125BB
White Baffle, Black Self-flange

5125BKBB
Black Baffle, Black Self-flange

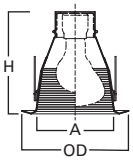

Dimensions**
A: 4-3/4" [121mm]
H: 6-1/4" [160mm]
OD: 6-5/8" [168mm]

Adjustable – Eyeballs & Gimbals

5060 Adjustable Gimbal 20° Tilt, Self-flange

- Straight precision sided trim ring (fixed, not removable)
- For directional accent lighting
- Torsion spring retention
- 20° tilt - 360° rotation
- Socket supporting

Housings	Max Lamp Compatibility
H5TNB	75W PAR30S
E5TATNB	

Compatible with Halogen, Incandescent, LED* or CFL* lamps

5060P
White Gimbal, White Trim

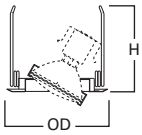

Dimensions**
H: 3-1/4" [82mm]
OD: 6-3/8" [162mm]

5070 Adjustable Eyeball 30° Tilt, Self-flange

- Straight precision sided trim ring (fixed, not removable)
- For directional accent lighting
- Torsion spring retention
- 30° tilt - 360° rotation
- Socket supporting

Housings	Max Lamp Compatibility
H5TNB	75W PAR30S
E5TATNB	

Compatible with Halogen, Incandescent, LED* or CFL* lamps

5070P
White Eyeball, White Trim

5070SN
Satin Nickel Eyeball, Satin Nickel Trim

5070TBZ
Tuscan Bronze Eyeball, Tuscan Bronze Trim

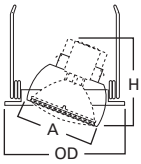

Dimensions**
A: 3-7/8" [98mm]
H: 3-3/8" [86mm]
OD: 6-3/8" [162mm]

5071 Adjustable Eyeball 30° Tilt, Self-flange

- Straight precision sided trim ring (fixed, not removable)
- For directional accent lighting
- Torsion spring retention
- 30° tilt - 360° rotation
- Socket supporting

Housings	Max Lamp Compatibility
H5TNB	50W PAR20, 50W R20
E5TATNB	50W PAR20

Compatible with Halogen, Incandescent, LED* or CFL* lamps

5071P
White Eyeball, White Trim

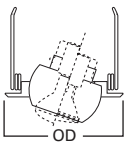

Dimensions**
OD: 6-1/2" [165mm]

*UL1993 listed LED & CFL equivalent lamps permitted. Consult lamp manufacturer for conditions of use. Eaton does not warranty the lamp.
****Key: A:** Luminous Aperture, **D:** Depth Profile, **H:** Height, **LH:** Lens Height, **OD:** Trim Outside Diameter

Specifications, compliances and dimensions subject to change without notice

5130 Eyeball 35° Tilt, Self-flange

- Adjustable 35° tilt, 360° rotation
- Design optimized for PAR30S (short-neck) lamps
- Torsion spring retention
- Socket supporting
- Self-flange trim ring sized to hide gaps caused by construction tolerances

Housings	Max Lamp Compatibility
H5TNB E5TATNB	75W PAR30S

Compatible with Halogen, Incandescent, LED* or CFL* lamps

5130WH
White Eyeball, White Trim

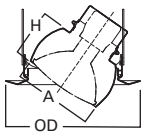

Dimensions**
A: 3-7/8" [98mm]
H: 2-1/4" [58mm]
OD: 6-5/8" [168mm]

5135 Eyeball 35° Tilt, Self-flange

- Conical adjustable eyeball trim for PAR20 lamps
- Torsion spring retention
- Socket supporting
- 35° tilt, 360° rotation
- Self-flange trim ring sized to hide gaps caused by construction tolerances

Housings	Max Lamp Compatibility
H5TNB E5TATNB	50W PAR20

Compatible with Halogen, Incandescent, LED* or CFL* lamps

5135WH
White Eyeball, White Trim, Self-flange

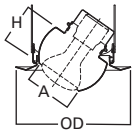

Dimensions**
A: 2-3/4" [70mm]
H: 2-1/4" [58mm]
OD: 6-5/8" [168mm]

5165 Gimbal 35° Tilt, Self-flange

- Adjustable gimbal trim for PAR30S (short-neck) lamps
- Torsion spring retention
- Socket supporting
- 35° tilt, 360° rotation
- Self-flange trim ring sized to hide gaps caused by construction tolerances

Housings	Max Lamp Compatibility
H5TNB E5TATNB	75W PAR30S

Compatible with Halogen, Incandescent, LED* or CFL* lamps

5165WH
White Gimbal, White Trim

5165BK
Black Gimbal, Black Trim

5165SN
Satin Nickel Gimbal,
Satin Nickel Trim

5165TBZ
Tuscan Bronze Gimbal,
Tuscan Bronze Trim

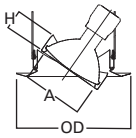

Dimensions**
A: 3-3/8" [85mm]
H: 1-1/8" [29mm]
OD: 6-5/8" [168mm]

5222 Regressed Angle Cut Adjustable Gimbal, 30° Tilt, Self-flange

- Fully regressed gimbal
- Torsion spring retention
- 30° tilt, 360° rotation
- Socket supporting
- Angle cut - cone reflector and baffle options
- Accommodates tilt of gimbal in a full regressed cut cone
- Self-flange trim ring sized to hide gaps caused by construction tolerances

Housings	Max Lamp Compatibility
H5TNB E5TATNB	75W PAR30S, 75W PAR30L, 60W PAR16, 50W PAR20

Compatible with Halogen, Incandescent, LED* or CFL* lamps

5222WB
White Baffle & Gimbal,
White Trim

5222BB
Black Baffle & Gimbal,
White Trim

5222SC
Specular Clear Reflector
& Gimbal, White Trim

5222H
Haze Reflector & Gimbal,
White Trim

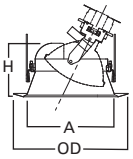

Dimensions**
A: 5"127mm]
H: 3-1/8" [79mm]
OD: 6-5/8" [168mm]

*UL1993 listed LED & CFL equivalent lamps permitted. Consult lamp manufacturer for conditions of use. Eaton does not warranty the lamp.
****Key: A:** Luminous Aperture, **D:** Depth Profile, **H:** Height, **LH:** Lens Height, **OD:** Trim Outside Diameter

E26 Screw Base Trims

Non-IC "NB" Housings: H5TNB • E5TATNB

Lenses & Wet Location Showerlights

5051 Frosted Glass Lens - Showerlight

- Straight precision sided trim ring
- Frosted glass lens
- "Dead-Front" construction, wet location listed Showerlight
- Non-conductive, non-corrosive gasketed polymer trim ring
- Torsion spring retention

Housings	Max Lamp Compatibility
H5TNB E5TATNB	60W A19, 50W PAR30S, 50W PAR30L, 65W BR30

Compatible with Halogen, Incandescent, LED* or CFL* lamps

5051PS
Frosted Glass Lens, White Trim

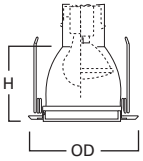

Dimensions**
H: 5-9/16" [141mm]
OD: 6-7/16" [164mm]

5054 Frosted Glass Dome Lens

- Frosted glass dome lens
- Straight precision sided trim ring
- "Dead-Front" construction, wet location listed Showerlight
- Non conductive, non corrosive gasketed polymer trim ring
- Torsion spring retention

Housings	Max Lamp Compatibility
H5TNB E5TATNB	75W A19, 75W PAR30S

Compatible with Halogen, Incandescent, LED* or CFL* lamps

5054PS
Frosted Glass Dome, White Trim

5054SNS
Frosted Glass Dome, Satin Nickel Trim

5054TBZS
Frosted Glass Dome, Tuscan Bronze Trim

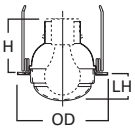

Dimensions**
LH: 1-3/4" [45mm]
H: 4-1/2" [114mm]
OD: 6-3/8" [162mm]

5145 Open Wet Location, Shallow, Self-flange

- Open wet location Showerlight for PAR30S and PAR30L outdoor rated lamps ONLY
- Torsion spring retention
- Socket supporting
- Self-flange trim ring sized to hide gaps caused by construction tolerances

Housings	Max Lamp Compatibility
H5TNB E5TATNB	75W PAR30S, 75W PAR30L

Compatible with Halogen, Incandescent, LED* or CFL* lamps

5145WH
White Self-flange

5145SN
Satin Nickel Self-flange

5145TBZ
Tuscan Bronze Self-flange

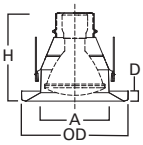

Dimensions**
A: 4-5/8" [117mm]
D: 5/8" [16mm]
H: 5-3/8" [138mm]
OD: 6-5/8" [168mm]

Outdoor Rated Lamp ONLY (Purchase Separately)

Lamp Gasket
(Included)

5146 Open Wet Location, Self-flange

- Open wet location Showerlight for PAR30S and PAR30L outdoor rated lamps ONLY
- Torsion spring retention
- Socket supporting
- Self-flange trim ring sized to hide gaps caused by construction tolerances

Housings	Max Lamp Compatibility
H5TNB E5TATNB	75W PAR30S, 75W PAR30L

Compatible with Halogen, Incandescent, LED* or CFL* lamps

5146WH
White Self-flange

5146SN
Satin Nickel Self-flange

5146TBZ
Tuscan Bronze Self-flange

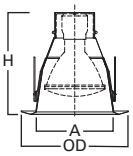

Dimensions**
A: 4-3/4" [121mm]
H: 6-1/4" [160mm]
OD: 6-5/8" [168mm]

Outdoor Rated Lamp ONLY (Purchase Separately)

Lamp Gasket
(Included)

*UL1993 listed LED & CFL equivalent lamps permitted. Consult lamp manufacturer for conditions of use. Eaton does not warranty the lamp.
****Key: A:** Luminous Aperture, **D:** Depth Profile, **H:** Height, **LH:** Lens Height, **OD:** Trim Outside Diameter

Specifications, compliances and dimensions subject to change without notice

5150 Low Profile, Frosted Glass Dome Lens, Self-flange

Showerlight

- Low profile, frosted glass dome lens
- Wet location Showerlight
- Torsion spring retention
- Non-conductive "dead-front" polymer (plastic) trim and glass lens
- Socket supporting internal reflector
- Self-flange trim ring sized to hide gaps caused by construction tolerances

Housings	Max Lamp Compatibility
H5TNB E5TATNB	60W A19, 50W PAR30S

Compatible with Halogen, Incandescent, LED* or CFL* lamps

5150WH
Frosted Glass Dome Lens with Reflector, White Plastic Self-flange

5150SN
Frosted Glass Dome Lens with Reflector, Satin Nickel Plastic Self-flange

5150TBZ
Frosted Glass Dome Lens with Reflector, Tuscan Bronze Plastic Self-flange

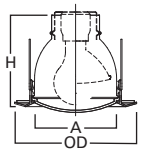

Dimensions**
A: 4-1/2" [114mm]
H: 5" [126mm]
OD: 6-5/8" [168mm]

5162 Drop Opal Plastic Lens, Self-flange

Showerlight

- Drop opal plastic lens
- Wet location Showerlight
- Non-conductive "dead-front" polymer (plastic) trim
- Torsion spring retention
- Socket supporting internal reflector
- Self-flange trim ring sized to hide gaps caused by construction tolerances

Housings	Max Lamp Compatibility
H5TNB E5TATNB	43W A19

Compatible with Halogen, Incandescent, LED* or CFL* lamps

5162WH
Drop Opal Plastic Lens with Reflector, White Plastic Self-flange

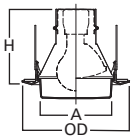

Dimensions**
A: 4-1/2" [114mm]
H: 5-5/8" [118mm]
OD: 6-5/8" [168mm]

5230 Squircle Frost Glass Lens, Metal Trim, Self-flange

Showerlight

- Low profile frost glass lens
- Wet location Showerlight
- Torsion spring retention
- Self-flange low profile metal trim ring
- Socket supporting internal bracket
- Integral rotation adjustment up to +/– 25˚ for precise alignment with room

Housings	Max Lamp Compatibility
H5TNB E5TATNB	Consult website www.eaton.com/lighting

Compatible with Halogen, Incandescent, LED* or CFL* lamps

5230AH
Frost Glass Lens, Aluminum Haze Squircle Trim

5230PN
Frost Glass Lens, Polished Nickel Squircle Trim

5230SN
Frost Glass Lens, Satin Nickel Squircle Trim

5230TBZ
Frost Glass Lens, Tuscan Bronze Squircle Trim

5255 Soft Square, Frost Curved Glass Lens, Self-flange

Showerlight

- Low profile curved frost glass lens
- Wet location Showerlight
- Torsion spring retention
- Non-conductive "dead-front" polymer plastic trim and glass lens
- Integral rotation adjustment up to +/– 25˚ for precise alignment with room
- Integrated socket supporting reflector for illumination across lens corner-to-corner

Housings	Max Lamp Compatibility
H5TNB E5TATNB	60W A19, 60W PAR30S

Compatible with Halogen, Incandescent, LED* or CFL* lamps

5255WH
Frost Curved Glass Lens with Reflector, White Plastic Self-flange

5255SN
Frost Curved Glass Lens with Reflector, Satin Nickel Plastic Self-flange

5255TBZ
Frost Curved Glass Lens with Reflector, Tuscan Bronze Plastic Self-flange

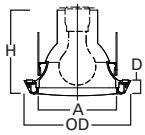

Dimensions**
A: 5-1/8" [130mm]
D: 1" [26mm]
H: 5-1/2" [140mm]
OD: 6-7/8" [174mm]

*UL1993 listed LED & CFL equivalent lamps permitted. Consult lamp manufacturer for conditions of use. Eaton does not warranty the lamp.
****Key: A:** Luminous Aperture, **D:** Depth Profile, **H:** Height, **LH:** Lens Height, **OD:** Trim Outside Diameter

E26 Screw Base Trims

Non-IC "NB" Housings: H5TNB • E5TATNB

Open, Splay & Wall Wash

5000 PAR Metal Splay, Self-flange

- Straight precision sided trim ring (fixed, not remodeled)
- Open metal splay trim
- Dual socket position socket for BR and PAR lamps
- Torsion spring retention
- Socket supporting

Housings	Max Lamp Compatibility
H5TNB	75W PAR30S, 75W PAR30L, 65W BR30, 75W R30
E5TATNB	75W PAR30S, 75W PAR30L, 65W BR30

Compatible with Halogen, Incandescent, LED* or CFL* lamps

5000P
White Splay, White Trim

5000SN
Satin Nickel Splay, Satin Nickel Trim

5000TBZ
Tuscan Bronze Splay, Tuscan Bronze Trim

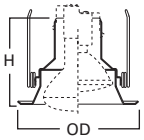

Dimensions**
H: 4-5/8" [118mm]
OD: 6-3/8" [162mm]

5030 Wall Wash with Baffle

- Straight precision sided trim ring
- Designed to spread light closer to the ceiling to eliminate the "cave effect"
- Provides a wash of light
- 360° rotation
- Torsion spring retention
- Socket supporting

Housings	Max Lamp Compatibility
H5TNB	60W A19, 50W TB19, 60W BT15, 60W MB19
E5TATNB	60W A19

Compatible with Halogen, Incandescent, LED* or CFL* lamps

5030W
White Eyelid with White Baffle, White Trim

5030P
White Eyelid with Black Baffle, White Trim

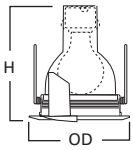

Dimensions**
H: 6-7/8" [173mm]
OD: 6-1/4" [159mm]

5176 Open, Wide Self-flange

- Open trim for BR & PAR lamps
- Torsion spring retention
- Socket supporting integral
- Self-flange trim ring sized to hide gaps caused by construction tolerances

Housings	Max Lamp Compatibility
H5TNB	75W PAR30S, 75W PAR30L, 65W BR30
E5TATNB	

Compatible with Halogen, Incandescent, LED* or CFL* lamps

5176WH
White Self-flange

5176SN
Satin Nickel Self-flange

5176TBZ
Tuscan Bronze Self-flange

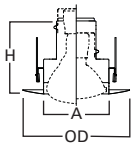

Dimensions**
A: 3-7/8" [99mm]
H: 4-3/4" [120mm]
OD: 6-5/8" [168mm]

5186 Splay, Self-flange

- Splay trim for BR & PAR lamps
- Torsion spring retention
- Socket supporting integral
- Self-flange trim ring sized to hide gaps caused by construction tolerances

Housings	Max Lamp Compatibility
H5TNB	75W PAR30S, 75W PAR30L, 65W BR30
E5TATNB	

Compatible with Halogen, Incandescent, LED* or CFL* lamps

5186WH
White Self-flange

5186SN
Satin Nickel Self-flange

5186TBZ
Tuscan Bronze Self-flange

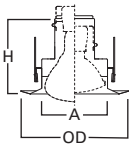

Dimensions**
A: 3-7/8" [99mm]
H: 4-7/8" [123mm]
OD: 6-5/8" [168mm]

*UL1993 listed LED & CFL equivalent lamps permitted. Consult lamp manufacturer for conditions of use. Eaton does not warranty the lamp.
****Key: A:** Luminous Aperture, **D:** Depth Profile, **H:** Height, **LH:** Lens Height, **OD:** Trim Outside Diameter

Specifications, compliances and dimensions subject to change without notice

6 INCH

6" LED Housings 6-2

6" LED Modules
Adjustable 6-8
Downlight 6-10
Surface Mount 6-13
ML56 LED Downlighting System 6-16
ML56 LED Trims 6-19
AllSlope LED Housings 6-20
AllSlope LED Trims 6-24

6" E26 Screw Base
IC Housings 6-25
IC Trims 6-34
H7UICAT Housings & Trims 6-46
IC Housings – No Socket Bracket 6-59
IC Trims – No Socket Bracket 6-62
IC Shallow Housings 6-70
IC Shallow Trims 6-74
Non-IC Housings 6-82
Non-IC Trims 6-89
Non-IC Housings – No Socket Bracket 6-106
Non-IC Trims – No Socket Bracket 6-108
Non-IC Shallow Housings 6-116
Non-IC Shallow Trims 6-120
H47 Series Slope Housings & Trims 6-129
H645IC Slope Housings & Trims 6-134

IC = Insulated Ceiling **Non-IC = Non-Insulated Ceiling**

LED Housing

H750ICAT

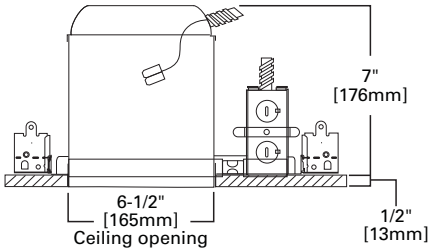

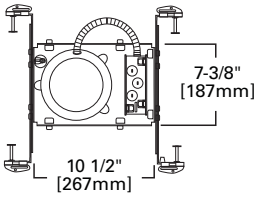

H750ICAT

6" ICAT, Air-Tite, New Construction, LED Housing, 120V/277V

The H750ICAT is a LED new construction housing to be used with compatible Halo LED modules and trims. The H750ICAT is designed for insulated ceilings and can be in direct contact with ceiling insulation*. The Air-Tite™ housing design restricts airflow between conditioned spaces and unconditioned areas. The H750ICAT connector system provides high efficacy code compliance when used with a Halo LED lighting systems.

Special Features

Got Nail!™ bar hangers
q-Channel bars with Pass-N-Thru™
Slide-N-Side™ junction box
Quick Connect™ push wire nuts
Air-Tite™ code compliant

Compatible LED Modules & Trims

ML56 with 69x series trims
SLD6
RL56
RA56
LT56

Features

Housing

- Single wall aluminum housing
- Openings are gasketed for Air-Tite™ ready installation
- Designed for insulated ceilings in direct contact with insulation* (May also be installed in non-insulated ceilings)

Plaster Frame

- Galvanized steel die-formed construction
- Housing adjusts in plaster frame to accommodate up to 1" ceiling thickness
- Plaster frame features include:
  - Patented regressed locking screw positioned for securing hanger bars from below the ceiling
  - Cutouts for easily crimping hanger bars in position
  - Air-Tite™ aperture gasket is pre-installed
  - Halo identity embossed on plaster frame

Includes:

- Got Nail!™ bar hangers (Details Pg. 9)
- q-Channel bars with Pass-N-Thru™ (Details Pg. 9)
- Slide-N-Side™ junction box wire traps (Details Pg. 9)
- Quick Connect™ push wire nuts (Details Pg. 9)
- Air-Tite™ code compliant (Details Pg. 9)

LED Module Connection

- Halo LED modules install with a plug-in 120V/277V rated line voltage wiring connector (UL and CSA Listed luminaire disconnect)
- This non-screw base connection preserves the high efficacy rating and prevents use of low efficacy sources (See LED module specifications)

Application Note

LED connection is rated for 120V and 277V input. Installer must verify LED module voltage is compatible with the applicable voltage input. If uncertain, consult a qualified electrician.

Compliance

- cULus Listed 1598 luminaire
- cULus Listed damp location
- cULus Listed for wet location, covered ceiling, with select trims
- cULus Listed for feed through
- cULus Listed for direct contact with insulation and combustible material*
- CE Marking - "Conformité Européene" conformity with the Council of European Communities Directives, meeting internationally recognized compliance with used with ML56 series LED modules
- Air-Tite code compliant. Certified under ASTM E283; not exceeding 2.0 cfm (0.944 L/s) air leakage rate tested at a 1.57 psf (75 Pa) pressure differential (with ceiling gasket GA-ATH7-6PK or caulk)
- Rated for 20W maximum
- Use with designated Halo LED systems for ENERGY STAR® certification
- Can be used for State of California Title 24 high efficacy compliance with Title 20 Certified Halo LED
- Can be used for International Energy Conservation Code (IECC) high efficacy compliance with designated LED modules and trims
- Refer to LED module specification sheets online for additional compliance information
- RoHS compliant

*Not to be used in direct contact with spray foam insulation (Consult NEMA LSD57-2013)

Specifications, compliances and dimensions subject to change without notice

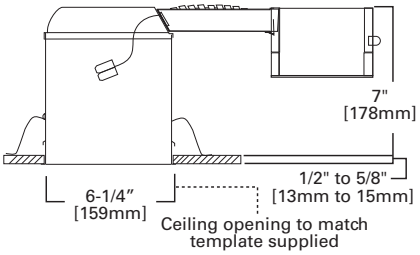

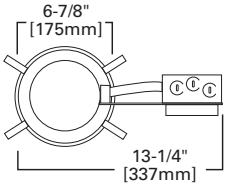

H750RICAT

6" ICAT, Air-Tite, Remodel, LED Housing, 120V/277V

The H750RICAT is a LED remodel housing to be used with compatible Halo LED modules and trims. The H750RICAT is designed for remodel applications in insulated ceilings and can be in direct contact with ceiling insulation*. The Air-Tite™ housing design restricts airflow between conditioned spaces and unconditioned areas. The H750RICAT LED connector system provides high efficacy code compliance when used with compatible Halo LED lighting systems.

Special Features

Slide-N-Side™ junction box
Quick Connect™ push wire nuts
Air-Tite™ code compliant

Compatible LED Modules & Trims

ML56 with 69x series trims
SLD6
RL56
RA56
LT56

Features

Housing
- Single wall aluminum housing
- Openings are gasketed for Air-Tite™
- Designed for insulated ceilings in direct contact with insulation* (May also be installed in non-insulated ceilings)
- For installation from below the finished ceiling. Integral flange secures fixture against ceiling.
- Halo identity embossed on can top

Remodel Springs
Four remodel clips secure housing and accommodate 1/2" and 5/8" ceiling material

Includes:
- Slide-N-Side™ junction box wire traps (Details Pg. 9)
- Quick Connect™ push wire nuts (Details Pg. 9)
- Air-Tite™ code compliant (Details Pg. 9)

LED Module Connection
- Halo LED modules install with a plug-in 120V/277V rated line voltage wiring connector (UL and CSA Listed luminaire disconnect)
- This non-screw base connection preserves the high efficacy rating and prevents use of low efficacy sources (See LED module specifications)

Application Note
LED connection is rated for 120V and 277V input. Installer must verify LED module voltage is compatible with the applicable voltage input. If uncertain, consult a qualified electrician.

Compliance
- cULus Listed 1598 luminaire
- cULus Listed damp location
- cULus Listed for wet location, covered ceiling, with select trims
- cULus Listed for feed through
- cULus Listed for direct contact with insulation and combustible material*
- CE Marking - "Conformité Européene" conformity with the Council of European Communities Directives, meeting internationally recognized compliance with used with ML56 series LED modules
- Air-Tite code compliant. Certified under ASTM E283; not exceeding 2.0 cfm (0.944 L/s) air leakage rate tested at a 1.57 psf (75 Pa) pressure differential.
- Rated for 20W maximum
- Use with designated Halo LED systems for ENERGY STAR® certification
- Can be used for State of California Title 24 high efficacy compliance with Title 20 Certified Halo LED
- Can be used for International Energy Conservation Code (IECC) high efficacy compliance with designated LED modules and trims
- Refer to LED module specification sheets online for additional compliance information
- RoHS compliant

*Not to be used in direct contact with spray foam insulation (Consult NEMA LSD57-2013)

LED Housing

H750T

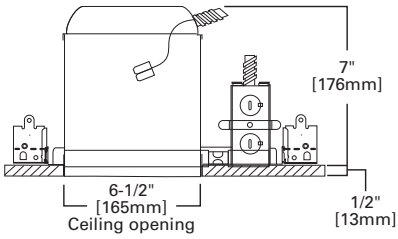

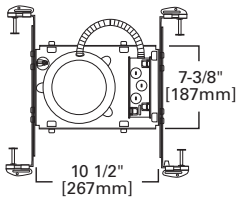

H750T

6" Non-IC, New Construction, LED Housing

The H750T is a LED new construction housing to be used with compatible Halo LED modules and trims. The H750T is designed for non-insulated ceilings. If insulation is present it must be kept three inches from all sides of the housing. The H750T LED connector system provides high efficacy code compliance when used with compatible Halo LED lighting systems.

Special Features

Got Nail!™ bar hangers
q-Channel bars with Pass-N-Thru™
Slide-N-Side™ junction box
Quick Connect™ push wire nuts

Compatible LED Modules & Trims

ML56 with 69x series trims
SLD6
RL56
RA56
LT56

Features

Housing
- Single wall aluminum housing with white semi-gloss paint finish

Plaster Frame
- Galvanized steel die-formed construction
- Housing adjusts in plaster frame to accommodate up to 1" ceiling thickness
- Plaster frame features include:
  - Patented regressed locking screw positioned for securing hanger bars from below the ceiling
  - Cutouts for easily crimping hanger bars in position
  - Air-Tite™ aperture gasket is pre-installed
  - Halo identity embossed on plaster frame

Includes:
- Got Nail!™ bar hangers (Details Pg. 9)
- q-Channel bars with Pass-N-Thru™ (Details Pg. 9)
- Slide-N-Side™ junction box wire traps (Details Pg. 9)
- Quick Connect™ push wire nuts (Details Pg. 9)

LED Module Connection
- Halo LED modules install with a plug-in 120V/277V rated line voltage wiring connector (UL and CSA Listed luminaire disconnect)
- This non-screw base connection preserves the high efficacy rating and prevents use of low efficacy sources (See LED module specifications)

Application Note
LED connection is rated for 120V and 277V input. Installer must verify LED module voltage is compatible with the applicable voltage input. If uncertain, consult a qualified electrician.

Compliance
- cULus Listed 1598 luminaire
- cULus Listed damp location
- cULus Listed for wet location, covered ceiling, with select trims
- cULus Listed for feed through
- CE Marking - "Conformité Européene" conformity with the Council of European Communities Directives, meeting internationally recognized compliance with used with ML56 series LED modules
- Rated for 20W maximum
- Use with designated Halo LED systems for ENERGY STAR® certification
- Can be used for International Energy Conservation Code (IECC) high efficacy compliance with designated LED modules and trims
- Can be used for State of California Title 24 non-residential high efficacy compliance with Halo LED systems
- Refer to LED module specification sheets online for additional compliance information
- RoHS compliant

Specifications, compliances and dimensions subject to change without notice

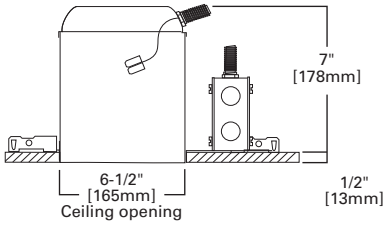

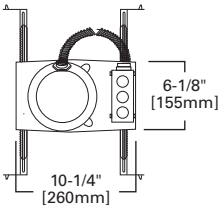

H750TCP

6" Non-IC, New Construction or Remodel, Chicago Plenum, LED Housing

The H750TCP is a LED new construction/remodel Non-IC housing to be used with compatible Halo LED modules and trims. The H750TCP is designed for Chicago Plenum ceilings. Insulation must be kept a minimum of 3" from all sides of housing. The H750TCP LED connector system provides high efficacy code compliance when used with compatible Halo LED lighting systems.

Special Features

Quick Connect™ push wire nuts

Compatible LED Modules & Trims

ML56 with 69x series trims
SLD6
RL56
RA56
LT56

Features

Housing
- Single wall aluminum housing with white semi-gloss paint finish
- Constructed and gasketed to meet Chicago CCEA requirements

Plaster Frame
- "Boat shaped" plaster frame design for new construction or remodel in existing ceilings
- Galvanized steel die-formed construction
- Housing adjusts in plaster frame to accommodate up to 1" ceiling thickness

Bar Hangers
- Bar hangers overlap for housing adjustment within joist spans
- Crimp tabs on plaster frame lock bars into position
- Optional TB-7 T-bar clips secure bar hangers to suspended grid ceilings

Junction Box
- Positioned to accommodate straight conduit runs
- Seven 1/2" trade size conduit knockouts with true pry-out slots

Includes:
- Quick Connect™ push wire nuts (Details Pg. 9)

LED Module Connection
- Halo LED modules install with a plug-in 120V/277V rated line voltage wiring connector (UL and CSA Listed luminaire disconnect)
- This non-screw base connection preserves the high efficacy rating and prevents use of low efficacy sources (see LED module specifications)

Application Note
LED connection is rated for 120V and 277V input. Installer must verify LED module voltage is compatible with the applicable voltage input. If uncertain, consult a qualified electrician.

Compliance
- cULus Listed 1598 luminaire
- cULus Listed damp location
- cULus Listed for wet location, covered ceiling, with select trims
- cULus Listed for feed through
- Rated for 20W maximum
- Use with designated Halo LED systems for ENERGY STAR® certification
- Can be used for International Energy Conservation Code (IECC) high efficacy compliance with designated LED modules and trims
- City of Chicago Plenum construction
- Refer to LED module specification sheets online for additional compliance information

LED Shallow Housing

H2750ICAT

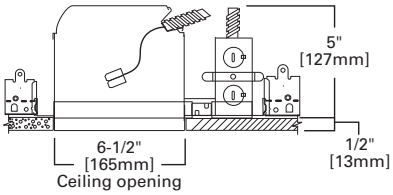

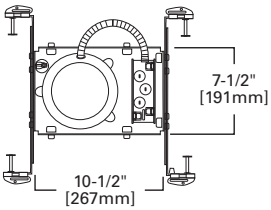

H2750ICAT

6" IC, Air-Tite, Shallow New Construction, LED Housing, 120V/277V

The H2750ICAT is a LED new construction housing for use in shallow ceilings. The H2750ICAT is designed for insulated ceilings and can be in direct contact with ceiling insulation*. This Air-Tite™ housing design restricts airflow between conditioned spaces and unconditioned areas. The LED connector system provides high efficacy code compliance when used with compliant Halo LED lighting systems.

Special Features

Got Nail!™ bar hangers
q-Channel bars with Pass-N-Thru™
Slide-N-Side™ junction box
Quick Connect™ push wire nuts
Air-Tite™ code compliant

Compatible LED Modules & Trims

ML56 with designated shallow 69x series trims
SLD6
RL56
RA56
LT56

Features

Housing
- Single wall aluminum housing
- Openings are gasketed for Air-Tite™ ready installation
- Designed for insulated ceilings in direct contact with insulation* (May also be installed in non-insulated ceilings)

Plaster Frame
- Galvanized steel die-formed construction
- Housing adjusts in plaster frame to accommodate up to 1" ceiling thickness
- Plaster frame features include:
  - Patented regressed locking screw positioned for securing hanger bars from below the ceiling
  - Cutouts for easily crimping hanger bars in position
  - Air-Tite™ aperture gasket is pre-installed
  - Halo identity embossed on plaster frame

Includes:
- Got Nail!™ bar hangers (Details Pg. 9)
- q-Channel bars with Pass-N-Thru™ (Details Pg. 9)
- Slide-N-Side™ junction box wire traps (Details Pg. 9)
- Quick Connect™ push wire nuts (Details Pg. 9)
- Air-Tite™ code compliant (Details Pg. 9)

LED Module Connection
- Halo LED modules install with a plug-in 120V/277V rated line voltage wiring connector (UL and CSA Listed luminaire disconnect)
- This non-screw base connection preserves the high efficacy rating and prevents use of low efficacy sources (See LED module specifications)

Application Note
LED connection is rated for 120V and 277V input. Installer must verify LED module voltage is compatible with the applicable voltage input. If uncertain, consult a qualified electrician.

Compliance
- cULus Listed 1598 luminaire
- cULus Listed damp location
- cULus Listed for wet location, covered ceiling, with select trims
- cULus Listed for feed through
- cULus Listed for direct contact with insulation and combustible material*
- CE Marking - "Conformité Européene" conformity with the Council of European Communities Directives, meeting internationally recognized compliance with used with ML56 series LED modules
- Air-Tite code compliant. Certified under ASTM E283; not exceeding 2.0 cfm (0.944 L/s) air leakage rate tested at a 1.57 psf (75 Pa) pressure differential (with ceiling gasket GA-ATH7-6PK or caulk).
- Rated for 20W maximum
- Use with designated Halo LED systems for ENERGY STAR® certification
- Can be used for State of California Title 24 high efficacy compliance with Title 20 Certified Halo LED
- Can be used for International Energy Conservation Code (IECC) high efficacy compliance with designated LED modules and trims
- Refer to LED module specification sheets online for additional compliance information
- RoHS compliant

*Not to be used in direct contact with spray foam insulation (Consult NEMA LSD57-2013)

Specifications, compliances and dimensions subject to change without notice

LED Shallow Housing

H2750RICAT

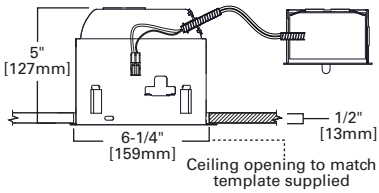

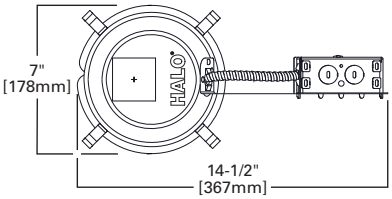

H2750RICAT

6" IC, Air-Tite, Remodel, LED Housing

The H2750RICAT is a LED remodel housing for use in shallow ceilings. The housing is designed for insulated ceilings and can be in direct contact with ceiling insulation*. Housing features Air-Tite code compliant construction. The LED connector system provides high efficacy code compliance when used with compliant Halo LED lighting systems.

Special Features

Quick Connect™ push wire nuts
Air-Tite™ code compliant

Compatible LED Modules & Trims

ML56 with designated shallow 69x series trims
SLD6
RL56
RA56
LT56

Features

Housing
- Single wall aluminum housing
- Openings are gasketed for Air-Tite™
- Designed for insulated ceilings in direct contact with insulation* (May also be installed in non-insulated ceilings)
- For installation from below the finished ceiling. Integral flange secures fixture against ceiling.
- Halo identity embossed on can top

Remodel Springs
Four remodel clips secure housing and accommodate 1/2" and 5/8" ceiling material

Includes:
- Quick Connect™ push wire nuts (Details Pg. 9)
- Air-Tite™ code compliant (Details Pg. 9)

Junction Box
- Seven 1/2" trade size conduit knockouts with true pry-out slots are positioned to accommodate straight conduit runs
- Four non-metallic (NM) cable pry-outs included

LED Module Connection
- Halo LED modules install with a plug-in 120V/277V rated line voltage wiring connector (UL and CSA Listed luminaire disconnect)
- This non-screw base connection preserves the high efficacy rating and prevents use of low efficacy sources (See LED module specifications)

Application Note
LED connection is rated for 120V and 277V input. Installer must verify LED module voltage is compatible with the applicable voltage input. If uncertain, consult a qualified electrician.

Compliance
- cULus Listed 1598 luminaire
- cULus Listed damp location
- cULus Listed for wet location, covered ceiling, with select trims
- cULus Listed for feed through
- cULus Listed for direct contact with insulation and combustible material*
- Air-Tite code compliant. Certified under ASTM E283; not exceeding 2.0 cfm (0.944 L/s) air leakage rate tested at a 1.57 psf (75 Pa) pressure differential.
- Rated for 20W maximum
- Use with designated Halo LED systems for ENERGY STAR® certification
- Can be used for State of California Title 24 high efficacy compliance with Title 20 Certified Halo LED
- Can be used for International Energy Conservation Code (IECC) high efficacy compliance with designated LED modules and trims
- Refer to LED module specification sheets online for additional compliance information
- RoHS compliant

*Not to be used in direct contact with spray foam insulation (Consult NEMA LSD57-2013)

6 INCH LED Adjustable

RA56

RA56069xxNFLWH

RA56069xxWH

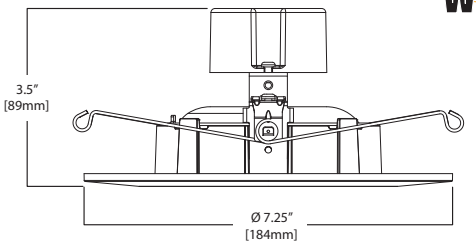

5"/6" LED Adjustable Gimbal – 6 Inch Application

The Halo RA56 LED adjustable gimbal series are retrofit LED modules for 5" and 6" aperture recessed downlights; suitable for new construction, retrofit and remodel. The RA56 gimbals feature adjustment of 35-degree tilt and up to 360-degree rotation. In addition the RA56 gimbals offer selection of narrow flood (NFL) and very wide flood (VWFL) models for beam distributions suitable for accent, task, grazing and general area lighting.

ENERGY STAR | T24 Can be used to comply with California Title 24 High Efficacy requirements | T20 Certified to California Title 20 Appliance Database | Can be used for IECC International Energy Conservation Code High Efficacy Compliance | RoHS Compliant | c UL us LISTED

Features

Mechanical - Module

- Module includes LED, heat sink, reflector, lens optic, baffle reveal, and trim ring
- Trim ring is sized to fit 5" and 6" recessed housing openings, and features a visually appealing graduated step design
- Durable die-cast aluminum construction
- Integrated heat sink design conducts heat away from the LED keeping the junction temperatures below specified maximums, even in insulated ceilings
- 35-degree tilt
- Pre-installed torsion spring adjust to fit 5" or 6" compatible housings
- Up to 360-degree rotation

Narrow Flood (NFL) Optics

- Precision acrylic lens
- Optical design creates a clean, uniform 25-degree beam

Very Wide Flood (VWFL) Optics

- Impact-resistant polycarbonate
- Convex form for lamp-like appearance
- Diffusing, wide beam for even illumination

LED Chromaticity

- A tight chromaticity specification ensures LED color uniformity, sustainable Color Rendering Index (CRI) and Correlated Color Temperature (CCT) over the useful life of the LED
- LED chromaticity of 3 SDCM exceeds ENERGY STAR® color standards per ANSI C78.377-2008
- Every Halo LED is quality tested, measured, and serialized in a permanent record to register lumens, wattage, CRI and CCT

LED

- Correlated Color Temperature (CCT): 2700K, 3000K
- Color Rendering Index (CRI): 90
- LED is a chip on board design consisting of a multiple LED package with proximity phosphor coating to create one virtual white light source for a productive "cone of light"
- 650 nominal lumens, range dependent on CCT and optic
- Lumen maintenance L70 at 50,000 hours

Electrical Power Connections

- LED connector is a non-screw base luminaire disconnect offering easy installation with the matching Halo 5" H550 and 6" H750, H2750 LED housings
- LED Connector meets California Title 24 high efficacy luminaire requirement for a non-screw base socket, and where required to qualify as a high efficacy luminaire
- The included E26 medium screw base Edison adapter provides easy retrofit of incandescent housings (See specifications online for housing compatibility)

LED Driver

- Dimmable driver is a 120 volt, high efficiency, electronic power supply providing DC power to the LED
- Driver meets FCC EMI/RFI consumer level limits for use in residential and commercial installations
- Driver features high power factor, low THD, and has integral thermal protection in the event of over temperature or internal failure
- If dimming is not required the fixture can be operated from a standard wall switch

Dimming

- Designed for continuous dimming capability to nominally 5% with many 120V Leading Edge (LE) and Trailing Edge (TE) phase control dimmers. (Dimmers with low end trim adjustment offer greater assurance of achieving 5% level.)
- Consult dimmer manufacturer for compatibility and conditions of use

Note: some dimmers require a neutral in the wallbox

Compliance

- cULus Listed 1598 luminaire (with listed Halo housings)
- UL Classified (with other housings) see specifications online for housing compatibility
- cULus Listed for damp location
- May be installed in housings in direct contact with insulation* and combustible material
- Air-Tite code compliant. Certified under ASTM E283; not exceeding 2.0 cfm (0.944 L/s) air leakage rate tested at a 1.57 psf (75 Pa) pressure differential.
- 90 CRI (R9 > 50) can be used to comply with California Title 24 high efficacy requirements. Title 20 Certified for residential compliance.
- Suitable for use in closets. Compliant with NFPA 70, NEC Sec. 410.16 (A)(1) and 410.16 (C)(3)
- ENERGY STAR® certified downlight retrofit
- EMI/RFI per FCC 47CFR Part 15 Class B consumer limits, suitable for use in residential and commercial installations
- Contains no mercury or lead and RoHS compliant
- Photometric testing in accordance with IES LM-79
- Lumen maintenance projections in accordance with IES LM-80 and TM-21

*Not to be used in housings in direct contact with spray foam insulation. (Consult NEMA LSD57-2013)

Specifications, compliances and dimensions subject to change without notice

LED Adjustable

RA56

6 INCH

RA56 Series Ordering Information

Very Wide Flood - VWFL Models

RA5606927WH = 5"/6" Adjustable gimbal, 90 CRI, 2700K, matte white, very wide flood
RA5606930WH = 5"/6" Adjustable gimbal, 90 CRI, 3000K, matte white, very wide flood

Narrow Flood - NFL Models

RA5606927NFLWH = 5"/6" Adjustable gimbal, 90 CRI, 2700K, matte white, narrow flood
RA5606930NFLWH = 5"/6" Adjustable gimbal, 90 CRI, 3000K, matte white, narrow flood

Accessories (Order Separately)

Oversize Trim Rings

OT400P = Oversize flat white metal trim ring 6" ID x 9-1/4" OD (ring slips behind RA56 ring, in stepped configuration)
OT403P = Oversize white plastic trim ring 6" ID x 8" OD (ring slips behind RA56 ring, in stepped configuration)
TRM690WH = Oversize matte white metal trim ring. Designed for RA56 ring to inset into oversize ring for an even (non-stepped) trim surface.

Replacement Friction Clips

RL56CLIP = Replacement kit of 5" and 6" Friction Clips for retrofitting into an existing housing without torsion spring receiving brackets (One set of clips included with the unit)



E26 Screw Base Adapter

HE26LED = Replacement screw base adapter (One included with unit)

RA56 Energy Data

Minimum Starting Temp: -30°C (-22°F)

EMI/RFI: FCC Title 47 CFR, Part 15, Class B (Consumer)

Sound Rating: Class A

Input Voltage: 120V

Power Factor: >0.90

Input Frequency: 50/60Hz

THD: <20%

Input Power: 10W

Input Current: 85mA

Driver-Safety Agency Approvals:
- UL60950-1 Recognized
- LPS output
- UL8750 Compliant

Refer to specification online for further information www.eaton.com/lighting

6 INCH LED Module

RL56 - 600 & 900 Series

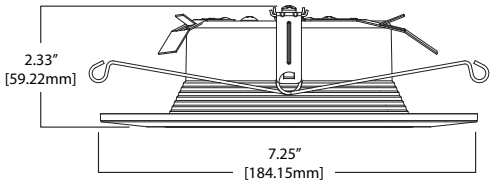

RL560WH6xxx – 600 Series
RL560WH9xxx – 900 Series

5"/6" LED Retrofit Module – 6 Inch Application

The Halo RL560 is a complete LED baffle-trim module for 5" and 6" aperture recessed downlights; suitable for new construction, remodel and retrofit installation. The RL560 is cULus Listed for use with Halo housings, and is UL Classified for use with other compatible 5" and 6" housings. The RL560 with integral LED driver offers 120 volt dimming capability. The RL560 lens provides uniform illumination and wet location listing. Precision construction makes any housing Air-Tite code compliant. Compliant with NFPA 70, NEC section 410.16 (A)(1) and 410.16 (C)(3).

90 CRI

T24 Can be used to comply with California Title 24 High Efficacy requirements
T20 Certified to California Title 20 Appliance Database

80 CRI

Can be used to comply with T24 California Non-Residential Lighting Controls requirements

ENERGY STAR | Can be used for IECC International Energy Conservation Code High Efficacy Compliance | RoHS Compliant | c UL us LISTED | Showerlight | airtite

Features

Mechanical - Module
- Module construction includes LED, heat sink, reflector, lens, baffle and trim ring
- Trim ring is sized to fit 5" and 6" recessed housings and features a visually appealing graduated step design
- Regressed baffle
- Heat sink designed to conduct heat away from the LED keeping the junction temperatures below specified maximums, even in insulated ceilings
- Durable aluminum construction

Lens
- Regressed lens
- Impact-resistant polycarbonate
- Convex form for lamp-like appearance
- Diffusing for even illumination

Mounting
- Integral torsion springs and Push-N-Twist clips offer two mounting options
  - Torsion springs are pre-installed and adjust to fit 5" or 6" compatible housings
  - Push-N-Twist universal installation clips are pre-installed and designed to fit 5" or 6" compatible housings

LED
- Correlated Color Temperature (CCT): 2700K, 3000K, 3500K, and 4000K
- Color Rendering Index (CRI): 80 and 90 (See ordering table for available models)
- 600 nominal lumen series, range dependent on CCT and CRI
- 900 nominal lumens, range dependent on CCT and CRI
- Lumen maintenance L70 at 50,000 hours

LED Chromaticity
- A tight chromaticity specification ensures LED color uniformity, sustainable Color Rendering Index (CRI) and Correlated Color Temperature (CCT) over the useful life of the LED
- LED chromaticity of 3 SDCM exceeds ENERGY STAR® color standards per ANSI C78.377-2008
- 90 CRI features high color performance with R9 > 50
- Every Halo LED is quality tested, measured, and serialized in a permanent record to register lumens, wattage, CRI and CCT

Electrical Power Connections
- LED connector is a non-screw base luminaire disconnect offering easy installation with the matching Halo 5" H550 and 6" H750, H2750 LED housings
- LED Connector meets California Title 24 high efficacy luminaire requirement for a non-screw base socket, and where required to qualify as a high efficacy luminaire
- The included E26 medium screw base Edison adapter provides easy retrofit of incandescent housings (See specifications online for housing compatibility)

LED Driver
- With the latest "driver-on-board" electronic technology, the driver is integrated in the module
- 120V 50/60 Hz constant current dimmable driver provides high efficiency operation
- Driver meets FCC 47CFR Part 15 EMI/RFI consumer limits for use in residential and commercial installations
- Driver features high power factor and low THD and has integral thermal protection in the event of over temperature or internal failure
- If dimming is not required the fixture can be operated from a standard wall switch

Dimming
- Designed for continuous dimming capability to nominally 5% with many 120V Leading Edge (LE) and Trailing Edge (TE) phase control dimmers. Dimmers with low end trim adjustment offer greater assurance of achieving 5% level.
- Consult dimmer manufacturer for compatibility and conditions of use
- Note, some dimmers require a neutral in the wallbox

Compliance
- cULus Listed 1598 luminaire, with listed Halo housings
- UL Classified, with other housings (See specifications online for housing compatibility)
- cULus Listed for damp location
- cULus Listed for wet location covered ceiling – shower rated
- IP56 Ingress Protection rated
- May be installed in housings in direct contact with insulation* and combustible material
- Air-Tite code compliant. Certified under ASTM E283; not exceeding 2.0 cfm (0.944 L/s) air leakage rate tested at a 1.57 psf (75 Pa) pressure differential.
- 90 CRI (R9 > 50) can be used to comply with California Title 24 high efficacy requirements. Title 20 Certified for residential compliance.
- 80 CRI can be used to comply with California Title 24 non-residential lighting controls requirements as an LED luminaire
- Suitable for use in closets. Compliant with NFPA 70, NEC Sec. 410.16 (A)(1) and 410.16 (C)(3).
- ENERGY STAR® certified downlight retrofit
- EMI/RFI per FCC 47CFR Part 15 Class B consumer limits, suitable for use in residential and commercial installations
- Contains no mercury or lead and RoHS compliant
- Photometric testing in accordance with IES LM-79
- Lumen maintenance projections in accordance with IES LM-80 and TM-21

*Not to be used in housings in direct contact with spray foam insulation (Consult NEMA LSD57-2013)

Specifications, compliances and dimensions subject to change without notice

RL56 600 & 900 Series Ordering Information

600 Series - 80 CRI	600 Series - 90 CRI	900 Series - 80 CRI	900 Series - 90 CRI
RL560WH6827 = 5"/6" Retrofit baffle, 2700K, matte white	**RL560WH6927** = 5"/6" Retrofit baffle, 2700K, matte white	**RL560WH9827** = 5"/6" Retrofit baffle, 700K, matte white	**RL560WH9927** = 5"/6" Retrofit baffle, 2700K, matte white
RL560WH6830 = 5"/6" Retrofit Baffle, 3000K, matte white	**RL560WH6930** = 5"/6" Retrofit baffle, 3000K, matte white	**RL560WH9830** = 5"/6" Retrofit baffle, 3000K, matte white	**RL560WH9930** = 5"/6" Retrofit baffle, 3000K, matte white
RL560WH6835 = 5"/6" Retrofit Baffle, 3500K, matte white	**RL560WH6935** = 5"/6" Retrofit baffle, 3500K, matte white	**RL560WH9835** = 5"/6" Retrofit baffle, 3500K, matte white	**RL560WH9935** = 5"/6" Retrofit baffle, 3500K, matte white
RL560WH6840 = 5"/6" Retrofit Baffle, 4000K, matte white	**RL560WH6940** = 5"/6" Retrofit baffle, 4000K, matte white	**RL560WH9840** = 5"/6" Retrofit baffle, 4000K, matte white	**RL560WH9940** = 5"/6" Retrofit baffle, 4000K, matte white

Accessories (Order Separately)

Designer Trims

Fit over the RL56 for a designer finish
RL56TRMSN = 5"/6" Satin nickel trim ring
RL56TRMTBZ = 5"/6" Tuscan bronze trim ring
RL56TRMWH = 5"/6" White paintable trim ring

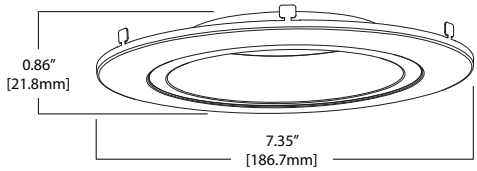

RL56 Energy Data

600 Series

Minimum Starting Temp: -30°C (-22°F)
EMI/RFI: FCC Title 47 CFR, Part 15, Class B (Consumer)
Sound Rating: Class A
Input Voltage: 120V
Power Factor: >0.90
Input Frequency: 60Hz
THD: <20%
Input Power: 7.3W – 9.7W (per CRI and CCT)
Input Current: 0.15A

Oversize Trim Rings

OT400P = Oversize flat white metal trim ring 6" ID x 9-1/4" OD (ring slips behind RL56 ring, in stepped configuration)
OT403P = Oversize white plastic trim ring 6" ID x 8" OD (ring slips behind RL56 ring, in stepped configuration)
TRM690WH = Oversize matte white metal trim ring. Designed for RL56 ring to inset into oversize ring for an even (non-stepped) trim surface.

900 Series

Minimum Starting Temp: -30°C (-22°F)
EMI/RFI: FCC Title 47 CFR, Part 15, Class B (Consumer)
Sound Rating: Class A
Input Voltage: 120V
Power Factor: >0.90
Input Frequency: 60Hz
THD: <20%
Input Power: 13.5W
Input Current: 0.15A

Refer to specification online for further information www.eaton.com/lighting

E26 Screw Base Adapter

HE26LED = Replacement screw base adapter (One included with unit)

6 INCH LED Module

LT560

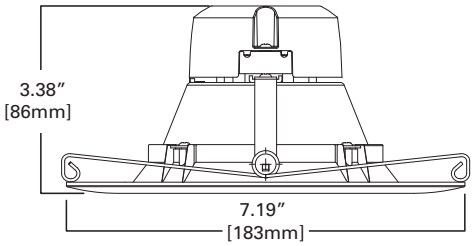

90 CRI

T24 Can be used to comply with California Title 24 High Efficacy requirements

T20 Certified to California Title 20 Appliance Database

LT560

5"/6" LED Retrofit Module – 6 Inch Application

The Halo LT560 is an LED baffle-trim module for 5" and 6" aperture recessed downlights; suitable for new construction, remodel and retrofit installation. The LT560 is cULus Listed for use with Halo, and is UL Classified for use with other compatible 5" and 6" housings. Precision construction makes any housing Air-Tite for added HVAC savings and code compliance.

LT560 Energy Data

Input Voltage: 120V
Input Current: 0.085A
Input Power: 10.2W
THD: ≤ 24%
Power Factor: ≥ 0.90
T Ambient: -30°C to +40°C
Sound Rating: Class A

(All values at 25° C without a dimming control in circuit)

ENERGY STAR

Can be used for IECC International Energy Conservation Code High Efficacy Compliance

airtite

RoHS Compliant

Showerlight

Features

Mechanical - Module

Module construction includes LED, heat sink, reflector, lens, baffle and trim ring

Lens

- Regressed lens
- Impact-resistant polycarbonate
- Convex form for lamp-like appearance
- Diffusing for even illumination

Mounting

Torsion springs are pre-installed and adjust to fit 5" and 6" compatible housings

LED

- Correlated Color Temperature (CCT): 3000K
- Color Rendering Index (CRI): 90
- 680 nominal lumen
- Lumen maintenance L70 at 35,000 hours

LED Chromaticity

- A tight chromaticity specification ensures LED color uniformity, sustainable Color Rendering Index (CRI) and Correlated Color Temperature (CCT) over the useful life of the LED
- LED chromaticity of 3 SDCM exceeds ENERGY STAR® color standards per ANSI C78.377-2008

Electrical Power Connections

- LED connector is a non-screw base luminaire disconnect offering easy installation with the matching Halo 5" and 6" LED housings
- LED Connector meets California Title 24 high efficacy luminaire requirement for a non-screw base socket, and where required to qualify as a high efficacy luminaire
- The included E26 medium screw base Edison adapter provides easy retrofit of incandescent housings (See specifications online for housing compatibility)

Ground Connection

Separate grounding cable included on the module for attachment to the housing during installation

LED Driver

- 120V 50/60 Hz constant current dimmable driver provides high efficiency operation
- If dimming is not required the fixture can be operated from a standard wall switch

Dimming

- Designed for continuous dimming capability to nominally 10% with many 120V Leading Edge (LE) and Trailing Edge (TE) Phase Control dimmers. Dimmers with low end trim adjustment offer greater assurance of achieving 10% level.
- Consult dimmer manufacturer for compatibility and conditions of use
- Note, some dimmers require a neutral in the wallbox

Compliance

- cULus Listed 1598 luminaire, with listed Halo housings
- UL Classified, with other housings (See specifications online for housing compatibility)
- cULus Listed for damp location
- cULus Listed for wet location, covered ceiling – (Shower Rated)
- IP56 Ingress Protection rated
- May be installed in housings in direct contact with insulation* and combustible material
- Air-Tite code compliant. Certified under ASTM E283; not exceeding 2.0 cfm (0.944 L/s) air leakage rate tested at a 1.57 psf (75 Pa) pressure differential.
- 90 CRI (R9 > 50) can be used to comply with California Title 24 high efficacy requirements. California Title 20 Certified for residential compliance.
- Can be used for International Energy Conservation Code (IECC) high efficacy luminaire compliance
- ENERGY STAR® certified downlight retrofit
- EMI/RFI per FCC 47CFR Part 15 Class B consumer limits, suitable for use in residential and commercial installations
- Contains no mercury or lead and RoHS compliant
- Photometric testing in accordance with IES LM-79
- Lumen maintenance projections in accordance with IES LM-80 and TM-21
- Can be used in closets. Compliant with NFPA 70, NEC section 410.16 (A)(1) and 410.16 (C)(3)

*Not to be used in housings in direct contact with spray foam insulation (Consult NEMA LSD57-2013)

LT560 Ordering Information

Models

LT560WH6930 = 5"/6" Retrofit baffle 90 CRI, 3000K, matte white

Accessory (Order Separately)

HE26LED = Replacement screw base adapter (One included with unit)

Specifications, compliances and dimensions subject to change without notice

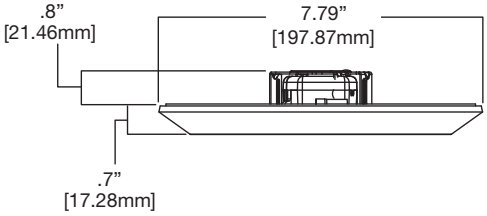

SLD606 - 600 Series, 120V
SLD612 - 1200 Series, 120V

5"/6" Surface LED Retrofit Module – 6 Inch Application

The Halo Surface LED Downlight (SLD) incorporates WaveStream™ technology to create an ultra-low profile surface mounting luminaire with the performance and look of a traditional downlight. SLD6 is designed for installation in many 3-1/2" and 4" square, octagon or round junction boxes. And may also retrofit in 5" and 6" IC and Non-IC recessed housings.* Suitable for residential or commercial installations. Ideal for closets, storage areas, attics and basements. Compliant with NFPA® 70, NEC® Section 410.16 (A)(3) and 410.16 (C)(5).

90 CRI

T24 Can be used to comply with California Title 24 High Efficacy requirements
T20 Certified to California Title 20 Appliance Database

80 CRI

Can be used to comply with T24 California Non-Residential Lighting Controls requirements

ENERGY STAR

Can be used for IECC International Energy Conservation Code High Efficacy Compliance

Can be used for WSEC Washington State Energy Code High Efficacy Compliance

RoHS Compliant

c UL us LISTED

Showerlight

airtite

Features

Mechanical
Die cast aluminum trim ring, and die formed aluminum frame

Optics
- WaveStream™ technology provides uniform luminance from a low profile flat lens
- AccuAim™ optics provide directional control for the “cone-of-light” beam distribution of a traditional downlight
- Precision molded lens features high transmission polymer with UV stabilized protecting film

Electrical Junction Box Mounting
- SLD may be used in compatible electrical junction boxes in direct contact with insulation including spray foam insulation
- Suitable for installation in many 3-1/2" and 4" square, octagon, and round electrical junction boxes

Note: Driver consumes 3 cubic inches of junction box
- Surface mounting in a fire-rated ceiling using an appropriate electrical box offers a cost-effective alternative to fire-rated recessed housings

Note: Fire-rating is per the rating of the ceiling and applicable junction box, not the SLD
- Installer must ensure compatibility of fit, wiring and proper mounting in the electrical junction box. This includes all applicable national and local electrical and building codes.
- Proprietary Slot-N-Lock quick installation system for junction box installation
- T-bracket with Slot-N-Lock mounting tabs included

Recessed Housing Mounting
- May be installed in IC recessed housings in direct contact with insulation

***Note:** Not for use in recessed housings in direct contact with spray foam insulation (Refer to NEMA LSD 57-2013)

Torsion Spring 5" & 6" Kit (Included)
- The torsion springs adjust on the frame to fit 5" or 6" compatible housings

Friction Blade 5" & 6" Kit (Included)
- For retrofit in 5" and 6" housings without torsion spring mounting tabs
- Friction blade design allows the SLD to be installed in any position within the housing aperture (360 degrees)

LED
- Linear LED arrays are integrated in trim perimeter
- Correlated Color Temperature (CCT): 2700K, 3000K, 3500K, 4000K
- Color Rendering Index (CRI): 80 and 90
- Lumens – see Energy Data
- Lumen maintenance L70 at 50,000 hours

Electrical Connections
Junction Box
- Compatible with 3-1/2" x 2" and 4" x 1-1/2" deep round, square and octagon boxes (2-1/8" deep boxes recommended)
- Supply wire adapter with LED quick connector included
- JB models for use in junction boxes. May be used in recessed housings with accessory SLD6ACCKIT.

Recessed Housings
- LED connector is a non-screw base luminaire disconnect compatible with Halo 5" H550 series and 6" H750/H2750 series LED housings
- LED connector meets California Title 24 high efficacy luminaire standard as a non-screw base
- E26 Edison screw base included

LED Driver
- Driver is a 120V input, high efficiency, dimmable electronic power supply providing DC power to the LED arrays
- Driver features high power factor, low THD, and has integral thermal protection in the event of over temperature or internal failure
- If dimming is not required the fixture can be operated from a standard wall switch

Dimming
Designed for continuous dimming capability to nominally 5% with many 120V Leading Edge (LE) and Trailing Edge (TE) phase control dimmers. Dimming to 5% is best assured using dimmers with low end trim adjustment. Consult dimmer manufacturer for compatibility and conditions of use. (Note, some dimmers require a neutral in the wallbox)

Compliance
- cULus Listed ceiling and wall
- cULus Listed damp location, ceiling and wall
- cULus Listed wet location, covered ceiling only (shower rated)
- Suitable for use in closets, compliant with NFPA® 70, NEC® Section 410.16 (A)(3) and 410.16 (C)(5)
- May be used in compatible electrical junction boxes in direct contact with insulation including spray foam insulation
- May be installed in IC recessed housings in direct contact with insulation. Not for use in recessed housings in direct contact with spray foam insulation. (Refer to NEMA LSD 57-2013)
- UL Classified when used in retrofit with listed housings (See housing compatibility)
- EMI/RFI: meets FCC 47CFR Part 15 Class B limits, and is suitable for use in residential and commercial
- Air-Tite code compliant. Certified under ASTM E283; not exceeding 2.0 cfm (0.944 L/s) air leakage rate tested at a 1.57 psf (75 Pa) pressure differential.
- 90 CRI (R9 > 50) can be used to comply with California Title 24 high efficacy requirements. Title 20 Certified for residential compliance.
- 80 CRI can be used to comply with California Title 24 non-residential lighting controls requirements as a LED luminaire
- Can be used for International Energy Conservation Code (IECC) high efficacy luminaire compliance
- ENERGY STAR® certified downlight surface retrofit
- Contains no mercury or lead and RoHS compliant
- Photometric testing in accordance with IES LM-79
- Lumen maintenance projections in accordance with IES LM-80 and TM-21

LED Surface Mount

SLD6 - Universal Voltage Series

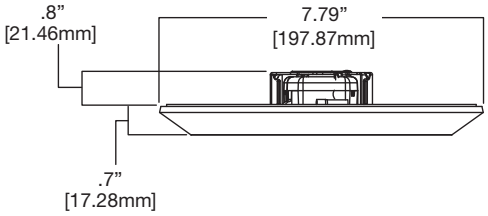

SLD612 - 1200 Series UNV, 120V-277V

5"/6" Surface LED Retrofit Module

The Halo Surface LED Downlight (SLD) incorporates WaveStream™ technology to create an ultra-low profile surface mounting luminaire with the performance and look of a traditional downlight. SLD6-1200 UNV series is designed for installation in many 4" x 2-1/8" deep square junction boxes. Accessory mounting kit allows retrofit in 5" and 6" IC and Non-IC recessed housings.* Suitable for residential or commercial installations. Ideal for closets, storage areas, attics and basements. Compliant with NFPA® 70, NEC® Section 410.16 (A)(3) and 410.16 (C)(5).

90 CRI

T24 Can be used to comply with California Title 24 High Efficacy requirements
T20 Certified to California Title 20 Appliance Database

80 CRI

Can be used to comply with T24 California Non-Residential Lighting Controls requirements

ENERGY STAR | Can be used for IECC International Energy Conservation Code High Efficacy Compliance | Can be used for WSEC Washington State Energy Code High Efficacy Compliance | RoHS Compliant | c UL us LISTED | Showerlight | airtite

Features

Mechanical

Die cast aluminum trim ring, and die formed aluminum frame

Optics

- WaveStream™ technology provides uniform luminance from a low profile flat lens
- AccuAim™ optics provide directional control for the "cone-of-light" beam distribution of a traditional downlight
- Precision molded lens features high transmission polymer with UV stabilized protecting film

Electrical Junction Box Mounting

- SLD may be used in compatible electrical junction boxes in direct contact with insulation including spray foam insulation
- Suitable for installation in many 4" x 2-1/8" deep square electrical junction boxes
- Compatible with other junction boxes with accessory SLD6EXT extension spacer ring

Note: Driver consumes 3 cubic inches of junction box

- Surface mounting in a fire-rated ceiling using an appropriate electrical box offers a cost-effective alternative to fire-rated recessed housings

Note: Fire-rating is per the rating of the ceiling and applicable junction box, not the SLD

- Installer must ensure compatibility of fit, wiring and proper mounting in the electrical junction box. This includes all applicable national and local electrical and building codes.
- Proprietary Slot-N-Lock quick installation system for junction box installation
- T-bracket with Slot-N-Lock mounting tabs included

Recessed Housing Mounting

- Accessory SLD6ACCKIT required for mounting in 5" and 6" enclosed recessed housings
- May be installed in IC recessed housings in direct contact with insulation

Note: Not for use in recessed housings in direct contact with spray foam insulation (Refer to NEMA LSD 57-2013)

- The SLD6 may be used with any 5 or 6 inch diameter recessed housing constructed of steel or aluminum with an internal volume that exceeds 107.9 in³

LED

- Linear LED arrays are integrated in trim perimeter
- Correlated Color Temperature (CCT): 2700K, 3000K, 3500K, 4000K
- Color Rendering Index (CRI): 80 and 90
- Lumens – see Energy Data
- Lumen maintenance L70 at 50,000 hours

Electrical Connections

Junction Box

- Compatible with 4" x 2-1/8" deep square boxes
- Supply wire adapter with LED quick connector included
- LED connector is a non-screw base luminaire disconnect

Recessed Housings

- Accessory SLD6ACCKIT required
- LED connector is compatible with Halo 5" H550 series and 6" H750, H2750 series LED housings
- LED Connector meets California Title 24 high efficacy luminaire standard as a non-screw base

LED Driver

- Driver is a 120V-277V universal voltage input, high efficiency, dimmable electronic power supply providing DC power to the LED arrays
- Driver features high power factor, low THD, and has integral thermal protection in the event of over temperature or internal failure
- Driver is replaceable if it should be required
- If dimming is not required the fixture can be operated from a standard wall switch

Dimming - Phase Control

- Designed for continuous dimming capability to nominally 5% with many 120V Leading Edge (LE) and Trailing Edge (TE) phase control dimmers. Dimmers with low end trim adjustment offer greater assurance of achieving 5% level.
- Consult dimmer manufacturer for compatibility and conditions of use. (Note some dimmers require a neutral in the wallbox)

Dimming - 0-10V

- Dimmable to 10% in typical operation with compatible 0-10V DC low voltage dimmers
- 0-10V DC dimmers operate using two low voltage dimming wires (color coded violet and gray). The low voltage dimming wires are separate from the 120V AC or 277V AC power.
- Switching on/off is via the line voltage (120V AC or 277V AC) power, and dimming is controlled via the 2-wire 0-10V DC wiring

Compliance

- cULus Listed ceiling and wall
- cULus Listed damp location, ceiling and wall
- cULus Listed wet location, covered ceiling only (shower rated)
- Suitable for use in closets, compliant with NFPA® 70, NEC® Section 410.16 (A)(3) and 410.16 (C)(5)
- SLD may be used in compatible electrical junction boxes in direct contact with insulation including spray foam insulation
- May be installed in IC recessed housings in direct contact with insulation. Not for use in recessed housings in direct contact with spray foam insulation. (Refer to NEMA LSD 57-2013)
- EMI/RFI: meets FCC 47CFR Part 15 Class B limits, and is suitable for use in residential and commercial installations
- Air-Tite code compliant. Certified under ASTM E283; not exceeding 2.0 cfm (0.944 L/s) air leakage rate tested at a 1.57 psf (75 Pa) pressure differential
- 90 CRI (R9 > 50) can be used to comply with California Title 24 high efficacy requirements. Title 20 Certified for residential compliance.
- 80 CRI can be used to comply with California Title 24 non-residential lighting controls requirements as a LED luminaire
- Can be used for International Energy Conservation Code (IECC) high efficacy luminaire compliance
- ENERGY STAR® certified downlight surface retrofit
- Contains no mercury or lead and RoHS compliant
- Photometric testing in accordance with IES LM-79
- Lumen maintenance projections in accordance with IES LM-80 and TM-21

Specifications, compliances and dimensions subject to change without notice

SLD6 600 & 1200 Series Ordering Information

Models		Color Rendering Index (CRI)	Color Temperature (CCT)		Finish	Voltage	JB Only
Standard (Includes hardware kits for junction box and recessed housing mounting)	**SLD606** = 6" Surface LED downlight, 120V, 600 series **SLD612** = 6" Surface LED downlight, 120V, 1200 series	**8** = 80 CRI **9** = 90 CRI	**27** = 2700K **30** = 3000K	**35** = 3500K **40** = 4000K	**WH** = White	120V	
"JB" Models (Includes hardware kit for junction box mounting ONLY)	**SLD606** = 6" Surface LED downlight, 120V, 600 series **SLD612** = 6" Surface LED downlight, 120V, 1200 series	**8** = 80 CRI **9** = 90 CRI	**27** = 2700K **30** = 3000K	**35** = 3500K **40** = 4000K	**WH** = White	120V	**JB** = **ONLY** junction jox hardware kit
"UNV" Models (120V-277V)	**SLD612** = 6" Surface LED downlight, 120V-277V 1200 series	**8** = 80 CRI **9** = 90 CRI	**27** = 2700K **30** = 3000K	**35** = 3500K **40** = 4000K	**WH** = White	**UNV** = Universal voltage 120V-277V (1200 series only)	**JB** = **ONLY** junction box hardware kit

Accessories (Order Separately)

Designer Trims

Fit over the SLD for a designer finish
SLD6TRMWH = 6" SLD white (paintable)
SLD6TRMSN = 6" SLD satin nickel
SLD6TRMTBZ = 6" SLD tuscan bronze
*SLD accessory trims attach with permanent adhesion and are not interchangeable after installation

Replacement Parts Kit

SLD6ACCKIT
SLD6 Retrofit Kit - SLD6 screw base adapter, friction blades, torsion springs, ground wire, mounting screws, wire nuts

SLD6BRKT
SLD6 junction box mounting bracket and screws

Compatible Junction Boxes

Octagon - Steel
4" x 4" x 2-1/8"
4" x 4" x 1-1/2"

Round - Plastic
4" diameter x 2-3/16"

Square - Steel**
4" x 4" x 2-1/8"
4" x 4" x 1-1/2"

**Universal Voltage (UNV) SLD6-1200 for use in 4" square junction boxes only

Junction Box Space Extension Ring

Adds 15/16" depth when the SLD driver cannot fit into a junction box

SLD6EXT = 6" Surface LED j-box extender, 9.5" OD

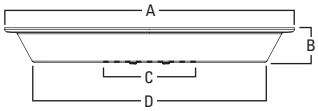

Dimensions
A: 9-1/2" [241mm]
B: 7/8" [23.5mm]
C: 3-7/8" [99mm]
D: 8" [203mm]

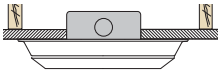

Standard j-box*

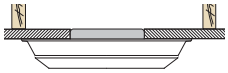

Shallow j-box (pancake)*

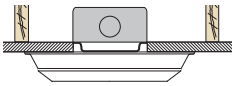

Standard j-box with plaster ring*

Fire Rated Install*

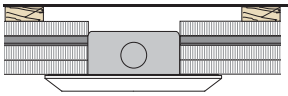

*For illustration ONLY – not for construction

Surface Box Adapter

Fits the SLD into a 4-inch round or octagon junction box mounted flat on a ceiling or beam surface (not recessed in the ceiling).
For 4-inch square junction boxes use SLD6RAD with the SLD6SADPLT square adapter plate.

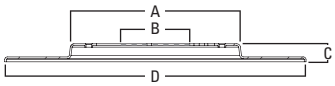

Dimensions
A: 4-1/2" [114mm]
B: 3-3/4" [95mm]
C: 1/2" [13mm]
D: 7-7/8" [201mm]

SLD6SADPLT
6" SLD square surface j-box adapter plate (use with SLD6RAD)

SLD6RAD
6" SLD round surface j-box adapter (use SLD6SADPLT for square j-box)

SLD6 Energy Data

600 Series	80 CRI	90 CRI
Nominal Lumens (4000K)	800	780
Input Voltage	120V	120V
Frequency	50/60 Hz	50/60 Hz
Input Current	0.10 A	0.11 A
Input Power	12.2 W	13.2 W
Efficiency (4000K models)	66 lm/W	59 lm/W
THD	≤ 20%	
Power Factor	≥ 0.90	
T Ambient	-30 – +40°C	
Sound Rating	Class A	

1200 Series	80 CRI	90 CRI
Nominal Lumens (4000K)	1215	1000
Input Voltage	120V	120V
Frequency	50/60 Hz	50/60 Hz
Input Current	0.12 A	0.12 A
Input Power	14.8 W	14.8 W
Efficiency (4000K models)	82 lm/W	68 lm/W
THD	≤ 20%	
Power Factor	≥ 0.90	
T Ambient	-30 – +40°C	
Sound Rating	Class A	

1200 Series Universal Voltage	80 CRI	90 CRI
Nominal Lumens (4000K)	1215	1000
Input Voltage	120V-277V	120V-277V
Frequency	50/60 Hz	50/60 Hz
Input Current	0.12 A	0.12 A
Input Power	14.8 W	14.8 W
Efficiency (4000K models)	82 lm/W	68 lm/W
THD	≤ 20%	
Power Factor	≥ 0.90	
T Ambient	-30 – +40°C	
Sound Rating	Class A	

ML56 LED Series Modules

ML56 – 600 & 900 Series

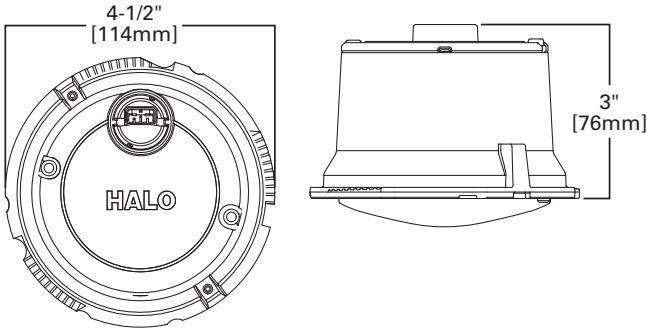

ML5606xxx – 600 Series
ML5609xxx – 900 Series

5"/6" LED Retrofit Module – 6 Inch Application

The ML56 LED downlighting system is a series of LED light modules for use with designated 6" ML56 LED trims in new construction, remodel and retrofit housings. Compatible with Halo 6" H750, H2750 series LED housings. ML56 light modules are offered in 600 series, 900 series, and 1200 series, 80 CRI or 90 CRI, and four color temperatures 2700K, 3000K, 3500K, 4000K. ML56 light modules are universal voltage 120V – 277V and dimmable at 120V. The ML56 lens provides uniform diffuse illumination.

90 CRI

T24 Can be used to comply with California Title 24 High Efficacy requirements
T20 Certified to California Title 20 Appliance Database

80 CRI

Can be used to comply with T24 California Non-Residential Lighting Controls requirements

ENERGY STAR | Can be used for IECC International Energy Conservation Code High Efficacy Compliance | RoHS Compliant | c UL us LISTED | Showerlight | airtite

Features

Mechanical – Module
- Module includes LED driver, heat sink, and lens
- Durable die-cast aluminum construction
- Heat sink designed to conduct heat away from the LED keeping the junction temperatures below specified maximums, including insulated ceiling environments

Lens
- Impact-resistant polycarbonate
- Convex form for lamp-like appearance
- High lumen transmission
- Diffusing for even illumination

Mounting
- Light modules attach to reflector and baffle trims via locking tabs, and attach to eyeballs via keyed twist-to-lock mating bosses
- The complete light module and trim assembly installs into housings with precision formed torsion springs located on the trim

LED
- Correlated Color Temperature (CCT): 2700K, 3000K, 3500K, and 4000K
- Color Rendering Index (CRI): 80 and 90
- 600 nominal lumens, range dependent on CCT, CRI and trim
- 900 nominal lumens, range dependent on CCT, CRI and trim
- Lumen maintenance L70 at 50,000 hours

Electrical Power Connections
- LED connector is a non-screw base luminaire disconnect offering easy installation with the matching Halo 6" H750 and H2750 series housings (Use with ML56 6" LED trims)
- LED connector is a non-screw base, and where required to qualify as a high efficacy luminaire
- E26 medium screw base retrofit adapter included

LED Driver
- Driver is universal voltage 120V-277V, and may be controlled from a switch (Switchable at 120V, 220V, 230V, 240V, and 277V)
- Driver is dimmable at 120V operation when connected to a compatible dimmer
- Driver is a high efficiency, electronic power supply providing DC power to the LED
- Driver meets FCC EMI/RFI consumer level limits on 120V main inputs, and is compliant for use in residential and commercial installations
- Driver features high power factor, low THD, and has integral thermal protection in the event of over temperature or internal failure

Compliance
- cULus Listed 1598 luminaire, with listed Halo housings
- UL Classified, with other housings (See specifications online for housing compatibility)
- cULus Listed for damp locations
- cULus Listed wet location, covered ceiling (shower rated) with ML56 baffle and reflector trims only
- Air-Tite code compliant. Certified under ASTM E283; not exceeding 2.0 cfm (0.944 L/s) air leakage rate tested at a 1.57 psf (75 Pa) pressure differential
- IP66 Ingress Protection rated with baffle and reflector trims only
- RoHS compliant
- May be used in IC (insulated ceiling) housings in direct contact with insulation* and combustible material
  - 90 CRI (R9 > 50) can be used for California Title 24 compliance, Title 20 Certified for residential compliance
  - 80 CRI can be used to comply with California Title 24 non-residential lighting controls requirements as an LED luminaire
- Can be used for International Energy Conservation Code (IECC) high efficacy luminaire compliance
- ENERGY STAR® certified downlight recessed system
- EMI/RFI per FCC 47CFR Part 15 Class B consumer limits (commercial and residential compliant)
- Photometric testing in accordance with IES LM-79
- Lumen maintenance projections in accordance with IES LM-80 and TM-21
- CE Mark - "Conformité Européene" conformity with the Council of European Communities Directives, meeting internationally recognized compliance when used with Halo H750, and H2750 series LED housings only

*Not to be used in direct contact with spray foam insulation (Consult NEMA LSD57-2013)

ML56 LED System

Module + **Trim**

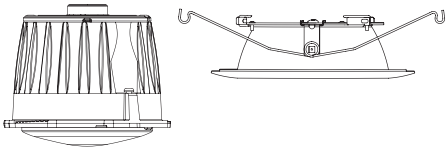

Specifications, compliances and dimensions subject to change without notice

ML56 LED Series Modules

ML56 – 1200 Series

ML56 LED Module

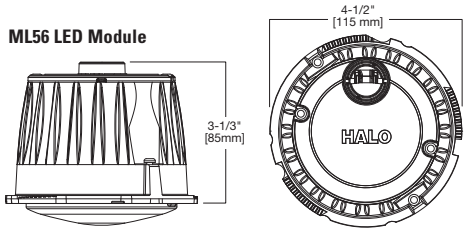

Beam Forming Optic (Accessories)

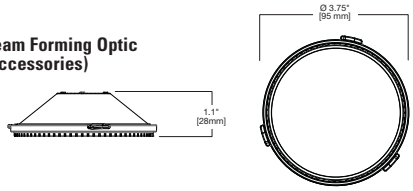

ML5612xxx – 1200 Series

5"/6" LED Retrofit Module – 6 Inch Application

The ML56 LED downlighting system is a series of LED light modules for use with designated 6" ML56 LED trims in new construction, remodel and retrofit housings. Compatible with Halo 6" H750, H2750 series LED housings. ML56 light modules are offered in 600 series, 900 series, and 1200 series, 80 CRI or 90 CRI, and four color temperatures 2700K, 3000K, 3500K, 4000K. ML56 light modules are universal voltage 120V – 277V and dimmable at 120V. The ML56 lens provides uniform diffuse illumination standard. ML56 - 1200 series offers narrow flood (NFL) beam forming reflector as an optional accessory. Wet location listed with reflector and baffle trims (directional eyeball trims are damp listed). Halo ML56 series offers high performance LED downlighting in a flexible modular selection.

90 CRI

T24 Can be used to comply with California Title 24 High Efficacy requirements
T20 Certified to California Title 20 Appliance Database

80 CRI

Can be used to comply with T24 California Non-Residential Lighting Controls requirements

Features

Mechanical Module

- Module includes LED, LED driver, heat sink, and lens
- Durable die-cast aluminum construction
- Heat sink designed to conduct heat away from the LED keeping the junction temperatures below specified maximums, including insulated ceiling environments

Lens Optics

- Diffuse lens is standard on all 1200 series LED light modules
  - Impact-resistant polycarbonate
  - Convex form for lamp-like appearance
  - High lumen transmission
- Optional beam forming optic replaces diffuse lens and provide narrow flood (NFL) 25° nominal distribution. Beam forming optic is field installed. Order separately (accessories).

Mounting

- Light modules attach to reflector and baffle trims via locking tabs, and attach to eyeballs via keyed twist-to-lock mating bosses
- The complete light module and trim assembly installs into housings with precision formed torsion springs located on the trim

LED

- Correlated Color Temperature (CCT): 2700K, 3000K, 3500K, and 4000K
- Color Rendering Index (CRI): 80 and 90
- 1200 nominal lumens, range dependent on CCT, CRI and trim
- Lumen maintenance L70 at 50,000 hours

Electrical Power Connections

- LED connector is a non-screw base luminaire disconnect offering easy installation with the matching Halo 6" H750 and H2750 series housings (use with ML56 6" LED trims)
- LED connector is a non-screw base, and where required to qualify as a high efficacy luminaire
- E26 medium screw base retrofit adapter included

LED Driver

- Driver is universal voltage 120V-277V, and may be controlled from a switch (switchable at 120V, 220V, 230V, 240V, and 277V)
- Driver is dimmable at 120V operation when connected to a compatible dimmer
- Driver is a high efficiency, electronic power supply providing DC power to the LED
- Driver meets FCC EMI/RFI consumer level limits on 120V main inputs, and is compliant for use in residential and commercial installations
- Driver features high power factor, low THD, and has integral thermal protection in the event of over temperature or internal failure

Compliance

- cULus Listed 1598 luminaire, with listed Halo housings
- UL Classified, with other housings (See specifications online for housing compatibility)
- cULus Listed for damp locations
- cULus Listed wet location, covered ceiling (shower rated) with ML56 baffle and reflector trims only
- Air-Tite code compliant. Certified under ASTM E283; not exceeding 2.0 cfm (0.944 L/s) air leakage rate tested at a 1.57 psf (75 Pa) pressure differential.
- IP66 Ingress Protection rated with baffle and reflector trims only
- RoHS compliant
- May be used in IC (Insulated Ceiling) housings in direct contact with insulation* and combustible material
  - 90 CRI (R9 > 50) can be used for California Title 24 compliance, Title 20 Certified for residential compliance
  - 80 CRI can be used to comply with California Title 24 non-residential lighting controls requirements as an LED luminaire
- Can be used for International Energy Conservation Code (IECC) high efficacy luminaire compliance
- ENERGY STAR® certified downlight recessed LED system
- EMI/RFI per FCC 47CFR Part 15 Class B consumer limits (commercial and residential compliant)
- Photometric testing in accordance with IES LM-79
- Lumen maintenance projections in accordance with IES LM-80 and TM-21
- CE Mark - "Conformité Européene" conformity with the Council of European Communities Directives, meeting internationally recognized compliance when used with Halo H750, and H2750 series LED housings only

Accessories

BFR56NFL
Beam forming reflector kit, narrow flood, 25° nominal

BFR56MH
Media holder, accepts one 3.45" lens
Requires BFR56NFL and L345SF (Order separately)

L345SF
3.45" diameter soft focus lens
Requires BFR56NFL and BFR56MH (Order separately)

ML56 LED Series Modules

ML56 – 600, 900 & 1200 Series Details

ML56 Ordering Information

600 Series - 80 CRI	600 Series - 90 CRI	900 Series - 80 CRI	900 Series - 90 CRI	1200 Series - 80 CRI	1200 Series - 90 CRI
ML5606827 = 600 lumen, 2700K	**ML5606927** = 600 lumen, 2700K	**ML5609827** = 900 lumen, 2700K	**ML5609927** = 900 lumen, 2700K	**ML5612827** = 1200 lumen, 2700K	**ML5612927** = 1200 lumen, 2700K
ML5606830 = 600 lumen, 3000K	**ML5606930** = 600 lumen, 3000K	**ML5609830** = 900 lumen, 3000K	**ML5609930** = 900 lumen, 3000K	**ML5612830** = 1200 lumen, 3000K	**ML5612930** = 1200 lumen, 3000K
ML5606835 = 600 lumen, 3500K	**ML5606935** = 600 lumen, 3500K	**ML5609835** = 900 lumen, 3500K	**ML5609935** = 900 lumen, 3500K	**ML5612835** = 1200 lumen, 3500K	**ML5612935** = 1200 lumen, 3500K
ML5606840 = 600 lumen, 4000K	**ML5606940** = 600 lumen, 4000K	**ML5609840** = 900 lumen, 4000K	**ML5609940** = 900 lumen 4000K	**ML5612840** = 1200 lumen, 4000K	**ML5612940** = 1200 lumen, 4000K

690 Series - 6" LED Trims

691WB = 6" LED trim, polymer "dead-front", white shallow baffle & flange – shallow and standard housings (For use with 600 series LED light modules only)
692SC = 6" LED trim, specular reflector & white flange
692H = 6" LED trim, haze reflector & white flange
692W = 6" LED trim, white reflector & flange
693WB = 6" LED trim, white micro-step baffle & flange
693BB = 6" LED trim, black micro-step baffle & white flange
693SNB = 6" LED trim, satin nickel micro-step baffle & flange
693TBZB = 6" LED trim, tuscan bronze micro-step baffle & flange
694WB = 6" LED directional trim, white eyeball, baffle & flange – shallow and standard housings
694SNB = 6" LED directional trim, satin nickel eyeball, baffle & flange – shallow and standard housings
694TBZB = 6" LED directional trim, tuscan bronze eyeball, baffle & flange – shallow and standard housings
695WW = 6" LED trim, wall wash – specular reflector, repositionable specular kick reflector, white flange
696WB = 6" LED trim, white shallow baffle & flange – for use with shallow and standard housings (600 & 900 series LED light modules ONLY)

ML56 1200 series for use in shallow housing with 694x trims only

System Accessories

ML56CLIP = 6" Friction clip mounting kit – for retrofitting non-torsion spring housings*
WW695SC = 6" Wall wash insert – kick reflector for 695WW (1-included with trim) double or corner wall wash**
TRM690WH = 6" LED oversize trim ring for use with 69* series trims, white 6.9" ID, 9.5" OD ring slips over LED trim. Inset design allows 6" trim to fit into oversize ring for an even trim surface
ML7RAB = Retrofit adapter band – installs in non-torsion spring 6" housings

*ML56CLIP is compatible with 6" baffle and reflector trims only (691, 692, 693, 695, 696 series)
For eyeball trim (694 series) use ML7RAB retrofit adapter band

HE26LED = Replacement screw base adapter (One included with unit)

ML56 Energy Data

600 Series	900 Series	1200 Series
(Values at non-dimming line voltage)	(Values at non-dimming line voltage)	(Values at non-dimming line voltage)
Minimum Starting Temp: -30°C (-22°F)	Minimum Starting Temp: -30°C (-22°F)	Minimum Starting Temp: -30°C (-22°F)
EMI/RFI: FCC Title 47 CFR, Part 15, (Consumer)	EMI/RFI: FCC Title 47 CFR, Part 15, (Consumer)	EMI/RFI: FCC Title 47 CFR, Part 15, (Consumer)
Sound Rating: Class A	Sound Rating: Class A	Sound Rating: Class A
Input Voltage: UNV 120V-277V	Input Voltage: UNV 120V-277V	Input Voltage: UNV 120V-277V
Power Factor: >0.95 @ 120V and >0.9 @277V	Power Factor: >0.95 @ 120V and >0.9 @277V	Power Factor: >0.95 @ 120V and >0.9 @277V
Input Frequency: 50/60Hz	Input Frequency: 50/60Hz	Input Frequency: 50/60Hz
THD: <20%	THD: <20%	THD: <20%
Input Power: 9.0W (80 CRI), 10.2W (90 CRI)	Input Power: 13.4W (80 CRI), 13.4W (90 CRI)	Input Power: 17.5W (80 CRI), 17.5W (90 CRI)
Input Current at 120V: 0.15A	Input Current at 120V: 0.15A	Input Current at 120V: 0.14A
Input Current at 277V: 0.08A	Input Current at 277V: 0.08A	Input Current at 277V: 0.07A
Driver Compliance: UL8750, Class II rated	Driver Compliance: UL8750, Class II rated	Driver Compliance: UL8750, Class II rated

Dimming

Designed for dimming capability on 120V input to nominal 5% in normal operation with 120V Leading Edge (LE) and Trailing Edge (TE) phase control dimmers. Dimmers with low end trim adjustment offer greater assurance of achieving 5% level. (Consult dimmer manufacturer for dimmer compatibility and conditions of use. Note, Some dimmers require a neutral in the wallbox)

Color Specification & Quality Standards

- A tight chromaticity specification ensures LED color uniformity, sustainable Color Rendering Index (CRI) and Correlated Color Temperature (CCT) over the useful life of the LED
- LED color uniformity of 3 SDCM, exceeds ENERGY STAR® color standards per ANSI C78.377-2008
- Halo LED serialized testing and measurement process ensures color and lumen consistency on a per-unit basis, and validates long-term product consistency over time

Specifications, compliances and dimensions subject to change without notice

691 Shallow Polymer Baffle, Self-flange

- Shallow polymer (plastic) baffle with self-flange
- For use with ML56 600 series LED modules ONLY
- Non-conductive polymer (plastic) "dead-front" construction
- Shallow height allows use in shallow or standard ceiling housings
- Wet location shower listed with ML56 LED modules
- For use with 600 series ML56 LED modules ONLY

691WB
White Shallow Polymer Baffle, White Self-flange

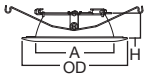

Dimensions**
A: 4-7/8" [123mm]
H: 1-1/2" [39mm]
OD: 6-1/2" [166mm]

692 Reflector, Self-flange

- Reflectors with self-flange
- For use with ML56 series LED modules
- Aluminum construction
- For use in standard housings
- Wet location shower listed with ML56 LED light modules

692W
White Reflector, White Self-flange



692SC
Specular Reflector, White Self-flange

692H
Haze Reflector, White Self-flange

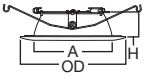

Dimensions**
A: 4-7/8" [123mm]
H: 1-1/2" [39mm]
OD: 6-1/2" [166mm]

693 Micro-Step Baffle, Self-flange

- Baffles with self-flange
- For use with ML56 series LED modules
- Aluminum construction
- For use in standard housings
- Wet location shower listed with ML56 LED light modules

693WB
White Baffle, White Self-flange

693BB
Black Baffle, White Self-flange

693SNB
Satin Nickel Baffle, Satin Nickel Self-flange

693TBZB
Tuscan Bronze Baffle, Tuscan Bronze Self-flange

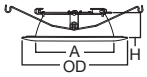

Dimensions**
A: 4-7/8" [123mm]
H: 1-1/2" [39mm]
OD: 6-1/2" [166mm]

694 Eyeball, 30° Tilt, Self-flange

- Eyeball with baffle and self-flange
- For use with ML56 series LED modules
- Aluminum construction
- For use in standard and shallow housings
- Eyeball tilts from 0 to 30 degrees

694WB
White Reflector, White Self-flange

694SNB
Satin Nickel Reflector, Satin Nickel Self-flange

694TBZB
Tuscan Bronze Reflector, Tuscan Bronze Self-flange

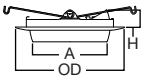

Dimensions**
A: 4-1/2" [113mm]
H: 1" [26mm]
OD: 6-1/2" [166mm]

695 Wall Wash Reflector, Self-flange

- Specular reflector and specular "kick" reflector insert
- For use with ML56 series LED light modules
- Aluminum construction reflector and precision molded "kick" reflector
- Repositionable kick reflector allows wall wash adjustment
- Optional accessory kick reflector for double or corner wall wash (WW695SC)
- Wet location shower listed with ML56 LED modules

695WW
Wall Wash - Specular Reflector, Repositionable Specular Kick Reflector, White Self-flange

WW695SC
Optional Accessory - Wall Wash Kick Reflector

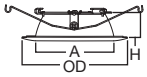

Dimensions**
A: 4-7/8" [123mm]
H: 1-1/2" [39mm]
OD: 6-1/2" [166mm]

696 Shallow Baffle, Self-flange

- Shallow baffle with self-flange
- For use with ML56 series LED light modules
- Aluminum construction
- Shallow height allows use in shallow or standard ceiling housings (For use in shallow housings with ML56 600 series and 900 series LED modules only)
- Wet location shower listed with ML56 LED modules

696WB
White Shallow Baffle, White Self-flange

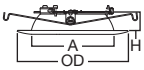

Dimensions**
A: 4-7/8" [123mm]
H: 1-1/2" [39mm]
OD: 6-1/2" [166mm]

Key: A: Luminous Aperture, **H:** Height, **OD:** Trim Outside Diameter

HL6 LED AllSlope
Slope Ceiling Solutions

Featuring unique interchangeable beam-forming optics, full range dimming and multiple color temperatures and trim options, the Halo AllSlope LED downlight system is specifically designed for slope ceiling applications with pitch aiming from 2/12 (10º) to 12/12 (45º). The innovative design allows the LED light engine full adjustment capability so it can be aimed straight down in accordance with the ceiling pitch, resulting in outstanding performance and appearance. The three piece system consists of a choice of a 6" aperture housing, available in 1200 series or 1800 series, LED light engines with three interchangeable optics and a trim selection from a full line of compatible trims including reflectors, baffles and lens choices. The high-efficiency, energy-saving solution provides up to 73% in energy savings with virtually no maintenance for residential, hospitality, retail and institutional needs.

AllSlope LED IC Housing

HL612ICAT

6 INCH

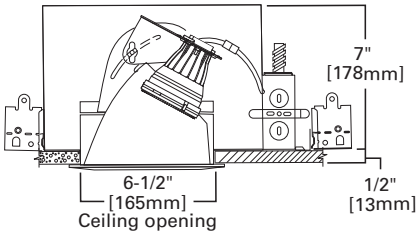

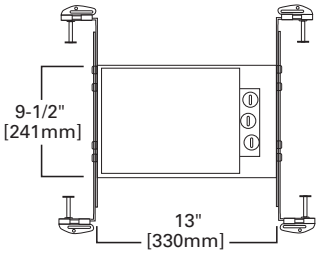

HL612ICAT - HLM69xx

6" IC, Air-Tite, New Construction, LED Housing, 120V – 277V

Recessed 6" sloped ceiling LED ICAT housing for insulated ceilings* from 2/12 to 12/12 pitch. The socket aiming mechanism tilts the lamp straight down regardless of ceiling pitch. Rotational collar allows trim alignment of up to 20 degree rotation. The HL612 system consists of 1) housing with integral LED driver, 2) high efficacy LED light engine with a selection of beam-forming lenses, and 3) slope trim. Housing is suitable for residential or commercial installations in insulated ceilings* and features Air-Tite code compliant construction.

Special Features

Got Nail!™ bar hangers
Pass-N-Thru™ bars
Slide-N-Side™ junction box
Quick Connect™ push wire nuts
Air-Tite™ code compliant

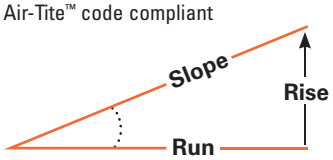

Roof Pitch = Rise/Run

Compatible LED Light Engines & Trims

Light Engines	Trims
HLM6927	455
HLM6930	456
HLM6935	70
HLM6940	71
	73

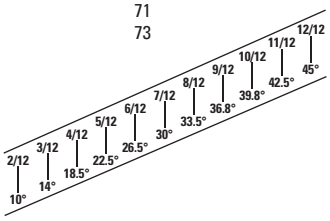

Features

Housing
- Single wall square aluminum housing construction
- Sealed and gasketed for Air-Tite ASTM E283 compliance
- Shipped with overspray protector installed
- Mechanism can be removed from the plaster frame to provide access to the junction box

Plaster Frame
- Galvanized steel frame. Housing adjusts in plaster frame to accommodate up to 1-3/8" ceiling thickness.
- Regressed locking screw for securing hanger bars
- Cutouts included for easily crimping hanger bars in position
- Bar hangers can be repositioned at 90°

Aiming Mechanism
- Exclusive socket aiming mechanism tilts and rotates to properly align the LED light engine
- LED light engine may be tilted and locked to accommodate 2/12 to 12/12 pitch
- LED light engine and trim may be rotated laterally up to 20 degrees for compound slope ceilings or to compensate off-axis aiming

Includes:
- Got Nail!™ bar hangers (Details Pg. 9)
- Pass-N-Thru™ bars (Details Pg. 7)
- Slide-N-Side™ junction box wire traps (Details Pg. 9)
- Quick Connect™ push wire nuts (Details Pg. 9)
- Air-Tite™ code compliant (Details Pg. 9)

LED Light Engines (Order Separately)
- Turn-to-lock base provides secure retention of the LED light engine to the aiming mechanism, and provides a low-voltage electrical quick-connector
- Proximity phosphors over chip on board LEDs provide a uniform source with high efficiency and no pixilation
- Correlated Color Temperature (CCT): 2700K, 3000K, 3500K, 4000K
- Color Rendering Index (CRI): 90 (R9 > 50)
- 745 - 1750 Nominal lumens, range dependent on CCT and trim**
- Lumen maintenance: L70 at 50,000 hours

Beam Forming Lenses (Interchangeable)
- HLM6 LED light engines are designed to accept HL6 series lens optics
- The 40-degree Flood (FL) lens is included with the LED light engine, and may be ordered separately as a replacement
- Alternate beam options are offered in 25° Narrow Flood (NFL) and 55° Wide Flood (WFL), ordered separately
- The interchangeable lenses feature beam distributions with refined visual shielding to control beam angle and lumen delivery in accommodating various ceiling heights

Compliance
- cULus Listed 1598 luminaire
- cULus Listed damp location
- cULus Listed for wet location, covered ceiling, with select trims
- cULus Listed for feed through
- cULus Listed for direct contact with insulation* and combustible material
- Energy Code compliant
  - ENERGY STAR® certified luminaire
  - Can be used for California Title 24 Compliance, Title 20 Certified for residential compliance
  - Can be used for International Energy Conservation Code (IECC) compliance
- EMI/RFI per FCC 47CFR Part 15 Class B consumer limits suitable for use in commercial and residential installations
- Air-Tite code compliant. Certified under ASTM E283; not exceeding 2.0 cfm (0.944 L/s) air leakage rate tested at a 1.57 psf (75 Pa) pressure differential.
- Junction box features a separate compartment for 0-10V DC low voltage dimming connections, to comply with NEC
- RoHs compliant

* Not to be used in direct contact with spray foam insulation (Refer to NEMA LSD57-2013)

Selection of Light Engine**

Model Number	Nominal CCT
HLM6927	2700
HLM6930	3000
HLM6935	3500
HLM6940	4000

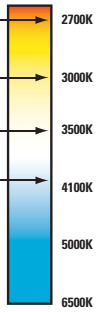

**Trim type and color temperature determines the delivered lumen value. Refer to specification sheets and photometric files at www.eaton.com/lighting

HL612ICAT - HLM69 LED System

Housing + **Light Engine** + **Trim**

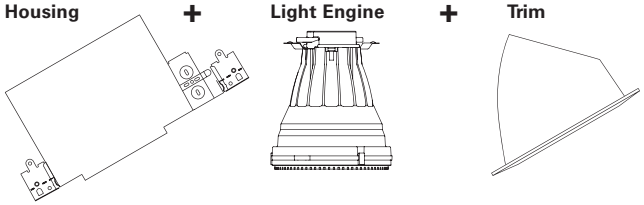

AllSlope LED Non-IC Housing

HL618TAT

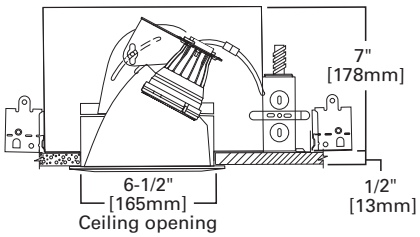

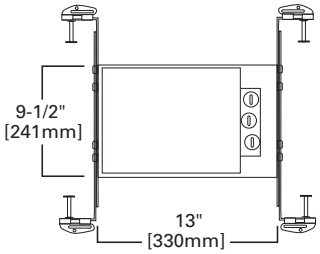

HL618TAT - HLM69xx

6" Non-IC, Air-Tite, New Construction, LED Housing, 120V – 277V

HL618TCP - HLM69xx

6" Non-IC, Air-Tite, New Construction, LED Housing, Chicago Plenum, 120V – 277V

Recessed 6" sloped ceiling LED Non-IC housing for non-insulated ceilings* from 2/12 to 12/12 pitch. The socket aiming mechanism tilts the lamp straight down regardless of ceiling pitch. Rotational collar allows trim alignment of up to 20 degree rotation. The HL618 system consists of 1) housing with integral LED driver, 2) high efficacy LED light engine with a section of beam-forming lenses, and 3) slope trim. Housing is suitable for residential or commercial installations in non-insulated ceilings* and features Air-Tite code compliant construction.

Special Features

- Got Nail!™ bar hangers
- Pass-N-Thru™ bars
- Slide-N-Side™ junction box
- Quick Connect™ push wire nuts
- Air-Tite™ code compliant

Compatible LED Light Engines & Trims

Light Engines	Trims
HLM6927	455
HLM6930	456
HLM6935	70
HLM6940	71
	73

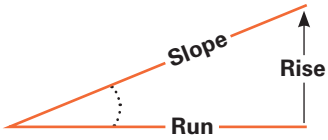

Roof Pitch = Rise/Run

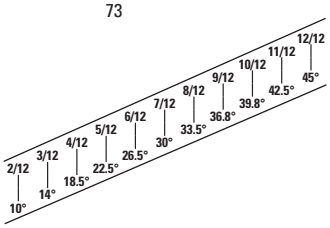

Features

Housing

- Single wall square aluminum housing construction
- Sealed and gasketed for Air-Tite ASTM E283 compliance
- Shipped with overspray protector installed
- Mechanism can be removed from the plaster frame to provide access to the junction box
- Chicago Plenum model is constructed and gasketed in accordance with City of Chicago CCEA requirements

Plaster Frame

- Galvanized steel frame. Housing adjusts in plaster frame to accommodate up to 1-3/8" ceiling thickness.
- Regressed locking screw for securing hanger bars
- Cutouts included for easily crimping hanger bars in position
- Bar hangers can be repositioned at 90°

Aiming Mechanism

- Exclusive socket aiming mechanism tilts and rotates to properly align the LED light engine
- LED light engine may be tilted and locked to accommodate 2/12 to 12/12 pitch
- LED light engine and trim may be rotated laterally up to 20 degrees for compound slope ceilings or to compensate off-axis aiming

Includes:

- Got Nail!™ bar hangers (Details Pg. 9)
- Pass-N-Thru™ bars (Details Pg. 7)
- Slide-N-Side™ junction box wire traps (Details Pg. 9)
- Quick Connect™ push wire nuts (Details Pg. 9)
- Air-Tite™ code compliant (Details Pg. 9)

LED Light Engines (Order Separately)

- Turn-to-lock base provides secure retention of the LED light engine to the aiming mechanism, and provides a low-voltage electrical quick-connector
- Proximity phosphors over chip on board LEDs provide a uniform source with high efficiency and no pixilation
- Correlated Color Temperature (CCT): 2700K, 3000K, 3500K, 4000K
- Color Rendering Index (CRI): 90 (R9 > 50)
- 970 - 2285 nominal lumens, range dependent on CCT and trim**
- Lumen maintenance: L70 at 50,000 hours

Beam Forming Lenses (Interchangeable)

- HLM6 LED light engines are designed to accept HL6 series lens optics
- The 40-degree Flood (FL) lens is included with the LED light engine, and may be ordered separately as a replacement
- Alternate beam options are offered in 25° Narrow Flood (NFL) and 55° Wide Flood (WFL), ordered separately
- The interchangeable lenses feature beam distributions with refined visual shielding to control beam angle and lumen delivery in accommodating various ceiling heights

Compliance

- cULus Listed 1598 luminaire
- cULus Listed damp location
- cULus Listed for wet location, covered ceiling, with select trims
- cULus Listed for feed through
- Energy Code compliant
  - ENERGY STAR® certified luminaire
  - Can be used to comply with California Title 24 non-residential lighting controls requirements as a LED luminaire
- EMI/RFI per FCC 47CFR Part 15 Class B consumer limits suitable for use in commercial and residential installations
- Chicago Plenum model (HL618TCP) is specially constructed and marked for Chicago Plenum applications (CCEA)
- Air-Tite code compliant. Certified under ASTM E283; not exceeding 2.0 cfm (0.944 L/s) air leakage rate tested at a 1.57 psf (75 Pa) pressure differential.
- Junction box features a separate compartment for 0-10V DC low voltage dimming connections, to comply with NEC
- RoHs compliant

* If insulation is present it must be kept 3" from all sides and top of housing. Not to be used in direct contact with spray foam insulation (Refer to NEMA LSD57-2013)

HL618TAT (TCP) - HLM69 LED System

Housing + **Light Engine** + **Trim**

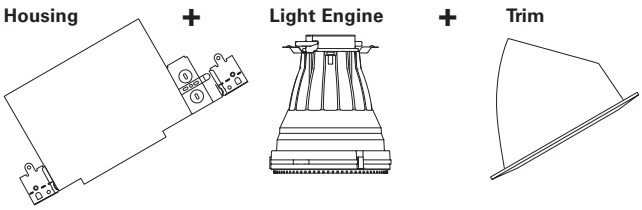

Selection of Light Engine**

Model Number	Nominal CCT
HLM6927	2700
HLM6930	3000
HLM6935	3500
HLM6940	4000

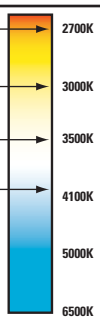

**Trim type and color temperature determines the delivered lumen value. Refer to specification sheets and photometric files at www.eaton.com/lighting

Specifications, compliances and dimensions subject to change without notice

HL6 Series Ordering Information

1. Housing

HL612ICAT = 6" Slope ceiling, insulated ceiling rated, Air-Tite, recessed housing, UNV 120V–277V
HL618TAT = 6" Slope ceiling, non-insulated ceiling rated, Air-Tite, recessed housing, UNV 120V-277V
HL618TCP = 6" Slope ceiling recessed housing, non-insulated ceiling rated, CCEA marked for Chicago Plenum, UNV 120V-277V

2. LED Light Engines

HLM6927 = 90 CRI, 2700K 40˚ Flood lens
HLM6930 = 90 CRI, 3000K 40˚ Flood lens
HLM6935 = 90 CRI, 3500K 40˚ Flood lens
HLM6940 = 90 CRI, 4000K 40˚ Flood lens

2. Lens Optics Beam Forming (Order Separately)

HL6NFL = 25° Narrow flood
HL6FL = 40° Flood (1 included with LED light engine)
HL6WFL = 55° Wide flood
HL6LHRPK = Replacement lens holder ring

3. LED Trims

Reflector - OD: 7-1/4" [184mm]
455SC = Specular clear reflector, white metal trim ring
455H = Semi-specular haze reflector, white metal trim ring
455SN = Satin nickel reflector, satin nickel metal trim ring
455TBZ = Tuscan bronze reflector, tuscan bronze metal trim ring

Baffles - OD: 7-1/4" [184mm]
456W = White Coilex baffle, white metal trim ring
456P = Black Coilex baffle, white metal trim ring

Lenses and Diffusers "Dead-Front" - OD: 8" [203mm]
70P = Albalite glass lens, white polymer trim ring
70PS = Albalite glass lens, white polymer trim ring, wet location - Showerlight
70SNS = Albalite glass lens, satin nickel polymer trim ring, wet location - Showerlight
71P = Drop opal glass lens, white polymer trim ring
71PS = Drop opal glass lens, white polymer trim ring, wet location - Showerlight
73P = Fresnel glass lens, white polymer trim ring
73PS = Fresnel glass lens, white polymer trim ring, wet location - Showerlight

Accessories (Order Separately)

Oversize Trim Rings

OT400P = Oversize flat white metal trim ring 6" ID x 9-1/4" OD (ring slips behind trim, in stepped configuration)
OT403P = Oversize white plastic trim ring 6" ID x 8" OD (ring slips behind trim, in stepped configuration)
TRM690WH = Oversize matte white metal trim ring. Designed to inset into oversize ring for an even (non-stepped) trim surface.

Designer Trim Rings

OD 7-1/4" 184mm; 6" Designer trim rings, for 455 and 456 trims
TRM6C = Chrome metal
TRM6MB = Black metal
TRM6P = White metal
TRM6SN = Satin nickel metal
TRM6TBZ = Tuscan bronze metal
TRM7MB = Black polymer

HL6 Energy Data

HL612ICAT (1200 Series)		
Min. operating temperature	-30C/-22F	
Input Voltage	120V	277V
Input Current (A)	0.16	0.07
Input Power (W)	19.1	20.0
Input Frequency	50/60Hz	
FCC 47CFR Part 15 EMI/RFI	Consumer Limits (Residential & Commercial)	
THD	≤ 20%	
Power Factor	≥ 0.9	
Sound Rating	Class A	

HL618TAT & HL618TCP (1800 Series)		
Min. operating temperature	-30C/-22F	
Input Voltage	120V	277V
Input Current (A)	0.23	0.10
Input Power (W)	27.6	27.0
Input Frequency	50/60Hz	
FCC 47CFR Part 15 EMI/RFI	Consumer Limits (Residential & Commercial)	
THD	≤ 20%	
Power Factor	≥ 0.9	
Sound Rating	Class A	

For proper slope aiming install with junction box in upward position

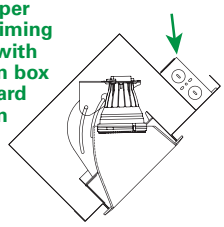

Improper Install

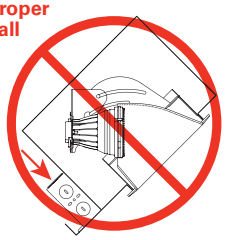

LED Driver

- Integral to the housing, 120V-277V 50/60 Hz universal voltage, constant current dimmable driver provides high efficiency operation
- Driver meets FCC 47CFR Part 15 EMI/RFI consumer limits for use in residential and commercial installations
- Driver features high power factor and low THD and has integral thermal protection in the event of over temperature or internal failure
- Driver is specifically designed for compatibility with HLM6 LED light engines
- If dimming is not required the fixture can be operated from a standard wall switch

Dimming

Phase Control

- Designed for continuous dimming capability to nominally 5% with many 120V Leading Edge (LE) and Trailing Edge (TE) phase control dimmers. (Dimmers with low end trim adjustment offer greater assurance of achieving 5% level)
- Consult dimmer manufacturer for compatibility and conditions of use. (Note, some dimmers require a neutral in the wallbox)

0-10V

- Dimmable to 10% in typical operation with compatible 0-10V DC low voltage dimmers
- 0-10V DC dimmers operate using two low voltage dimming wires (color coded violet and gray). The low voltage dimming wires are separate from the 120V AC or 277V AC power.
- Switching on/off is controlled via the line voltage (120V AC or 2 V AC) power, and dimming is controlled via the 2-wire 0-10V DC low voltage wiring

Color Specification & Quality Standards

- A tight chromaticity specification ensures LED color uniformity, sustainable Color Rendering Index (CRI) and Correlated Color Temperature (CCT) over the useful life of the LED
- High color performance with 90 CRI minimum, and R9 greater than 50
- LED color uniformity of 3 SDCM exceeds ENERGY STAR® color standards per ANSI C78.377-2008
- Halo LED serialized testing and measurement ensures color and lumen consistency on a per-unit basis, and validates long-term product consistency over time
- Lumen maintenance L70 at 50,000 hours

AllSlope LED Trims

Slope Housings: HL612ICAT • HL618TAT • HL618TCP

455 Reflector Trims

- Removable metal trim ring
- Coil spring retention
- Accessories available: TRM6 designer trim rings, OT403 oversize trim ring

455SC
Specular Clear Reflector, White Metal Trim

455H
Semi-Specular Haze Reflector, White Metal Trim



455SN
Satin Nickel Reflector, Satin Nickel Metal Trim

455TBZ
Tuscan Bronze Reflector, Tuscan Bronze Metal Trim

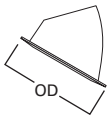

Dimensions**
OD: 7-1/4" [184mm]

456 Seamless Coilex® Baffle Trims

- Black or white phenolic Coilex baffle with white metal trim ring
- Coil spring retention
- Accessories available: TRM6 designer trim rings, OT403 oversize trim ring

456W
White Coilex Baffle, White Metal Trim

456P
Black Coilex Baffle, White Metal Trim

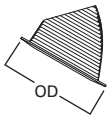

Dimensions**
OD: 7-1/4" [184mm]

70 Albalite Glass Lens

- White trim, glass Albalite lens
- PS version features "dead-front" construction and is wet location listed for use in showers
- PS version features non-conductive, non-corrosive polymer (plastic) trim ring
- Torsion spring retention

70P
Albalite Glass Lens, White Trim

70PS
Albalite Glass Lens, White Polymer Trim, Wet Location

Showerlight

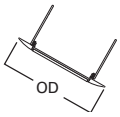

Dimensions**
OD: 8" [203mm]

71 Drop Opal Glass Lens

- White trim, drop opal glass lens
- PS version features "dead-front" construction and is wet location listed for use in showers
- PS version features non-conductive, non-corrosive polymer (plastic) trim ring
- Torsion spring retention

71P
Drop Opal Glass Lens, White Trim

71PS
Drop Opal Glass Lens, White Polymer Trim, Wet Location

Showerlight

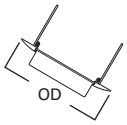

Dimensions**
OD: 8" [203mm]

73 Fresnel Glass Lens

- White trim with glass Fresnel lens
- PS version features "dead-front" construction and is wet location listed for use in showers
- PS version features non-conductive, non-corrosive polymer (plastic) trim ring
- Torsion spring retention

73P
Fresnel Glass Lens, White Trim

73PS
Fresnel Glass Lens, White Polymer Trim, Wet Location

Showerlight

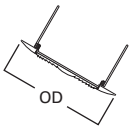

Dimensions**
OD: 8" [203mm]

****Key: OD:** Trim Outside Diameter

Specifications, compliances and dimensions subject to change without notice

E26 Screw Base
Housings & Trims

E26 Screw Base Insulated Ceiling Housings & Trims

Quick Reference – IC

Trim Series #	Style	H7ICT	H7ICAT	H7RICT	H7RICAT	E7ICAT	E7RICAT	H7UICAT
30	Reflector & Baffle	•	•	•	•	•	•	•
70	Showerlight	—	—	—	—	—	—	•
71	Showerlight	—	—	—	—	—	—	•
73	Showerlight	—	—	—	—	—	—	•
74	Adjustable	•	•	•	•	•	•	•
76	Adjustable	•	•	•	•	•	•	•
78	Adjustable	•	•	•	•	•	•	•
79	Pinhole	—	—	—	—	—	—	•
170	Showerlight	•	•	•	•	•	•	•
171	Showerlight	•	•	•	•	•	•	•
172	Showerlight	•	•	•	•	•	•	•
173	Showerlight	•	•	•	•	•	•	•
300	Open	•	•	•	•	•	•	•
310	Baffle	•	•	•	•	•	•	•
312	Baffle	•	•	•	•	•	•	•
327	Splay	•	•	•	•	•	•	—
328	Splay	•	•	•	•	•	•	•
353	Baffle	•	•	•	•	•	•	•
376	Adjustable	•	•	•	•	•	•	•
378	Adjustable	•	•	•	•	•	—	•
404	Reflector	•	•	•	•	•	—	•
419	Adjustable	—	—	—	—	—	—	•
420	Adjustable	•	•	•	•	•	•	•
424	Wall Wash	—	—	—	—	—	—	•
425	Wall Wash	—	—	—	—	—	—	•
426	Reflector	•	•	•	•	•	•	•
429	Reflector	•	•	•	•	•	•	•
430	Wall Wash	•	•	•	•	•	•	•
478	Adjustable	•	•	•	•	•	•	—
4041	Reflector	•	•	•	•	•	—	•
4261	Reflector	•	•	•	•	•	•	•
30SBAT	Reflector	•	•	•	•	•	•	•
6100	Baffle	•	•	•	•	•	•	•
6101	Baffle	•	•	•	•	•	•	•
6102	Baffle	•	•	•	•	•	•	•
6103	Baffle	•	•	•	•	•	•	•
6106	Reflector	•	•	•	•	•	•	•
6107	Reflector	•	•	•	•	•	•	•
6108	Baffle	•	•	•	•	•	•	•
6109	Baffle	•	•	•	•	•	•	•
6110	Baffle	•	•	•	•	•	•	—
6120	Reflector	•	•	•	•	•	•	•
6121	Reflector	•	•	•	•	•	•	•
6125	Baffle	•	•	•	•	•	•	•
6126	Baffle	•	•	•	•	•	•	•
6130	Adjustable	•	•	•	•	•	•	•
6145	Open Showerlight	•	•	•	•	•	•	•
6146	Open Showerlight	•	•	•	•	•	•	•
6150	Showerlight	•	•	•	•	•	•	•
6160	Showerlight	—	—	—	—	—	—	•
6162	Showerlight	•	•	•	•	•	•	•
6170	Adjustable	•	•	•	•	•	•	—
6215	Adjustable	•	•	•	•	•	•	•
6222	Adjustable	•	•	•	•	•	•	•
6230	Showerlight	•	•	•	•	•	•	•
6255	Showerlight	•	•	•	•	•	•	•

Specifications, compliances and dimensions subject to change without notice

E26 Screw Base Insulated Ceiling Housings & Trims

Quick Reference – IC

6 INCH

Trim Series #	Style	H7ICTNB	H7ICATNB	E7ICATNB	H27ICAT	H27RICAT	E27ICAT	E27RICAT
30	Reflector & Baffle	•	•	•	—	—	—	—
74	Adjustable	•	•	•	•	•	•	•
76	Adjustable	•	•	•	—	—	—	—
78	Adjustable	•	•	•	•	•	•	•
170	Showerlight	•	•	•	•	•	•	•
171	Showerlight	•	•	•	•	•	•	•
172	Showerlight	•	•	•	•	•	•	•
173	Showerlight	•	•	•	•	—	•	—
300	Open	•	•	•	•	•	•	•
310	Baffle	—	—	—	•	•	•	•
312	Baffle	—	—	—	•	•	•	•
327	Splay	•	•	•	—	—	—	—
328	Splay	—	—	—	•	•	•	•
353	Baffle	—	—	—	•	•	•	•
376	Adjustable	•	•	•	—	—	—	—
378	Adjustable	•	•	•	—	—	—	—
404	Reflector	•	•	•	—	—	—	—
420	Reflector	•	•	•	•	•	•	•
426	Reflector	—	—	—	•	•	•	•
429	Reflector	—	—	—	—	—	—	—
430	Wall Wash	•	•	•	—	—	—	—
478	Adjustable	•	•	•	—	—	—	—
4041	Reflector	•	•	•	—	—	—	—
4261	Reflector	—	—	—	—	—	—	—
30SBAT	Reflector	•	•	•	—	—	—	—
6100	Baffle	—	—	—	•	•	•	•
6101	Baffle	—	—	—	•	•	•	•
6102	Baffle	—	—	—	•	•	•	•
6103	Baffle	—	—	—	•	•	•	•
6106	Reflector	—	—	—	•	•	•	•
6107	Reflector	—	—	—	•	•	•	•
6108	Baffle	—	—	—	•	•	•	•
6109	Baffle	—	—	—	•	•	•	•
6110	Baffle	—	—	—	•	•	•	•
6120	Reflector	•	•	•	—	—	—	—
6121	Reflector	•	•	•	•	•	•	•
6125	Baffle	•	•	•	—	—	—	—
6126	Baffle	•	•	•	•	•	•	•
6130	Adjustable	•	•	•	•	•	•	•
6145	Open Showerlight	•	•	•	•	•	•	•
6146	Open Showerlight	•	•	•	—	—	—	—
6150	Showerlight	•	•	•	•	•	•	•
6162	Showerlight	•	•	•	•	•	•	•
6170	Adjustable	•	•	•	—	—	—	—
6215	Adjustable	•	•	•	•	•	•	•
6222	Adjustable	•	•	•	—	—	—	—
6230	Showerlight	•	•	•	•	•	•	•
6255	Showerlight	•	•	•	•	•	•	•

E26 Screw Base IC Housing

H7ICT

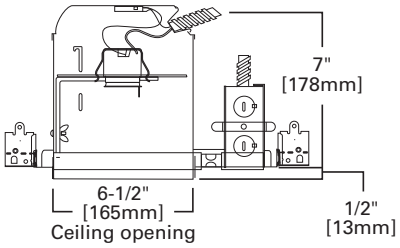

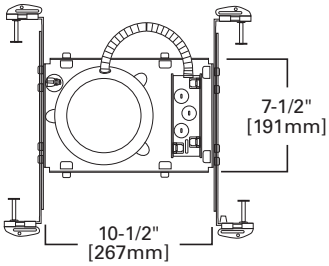

H7ICT

6" IC, New Construction, 120V

The H7 recessed housing is the standard in the industry for both light commercial and residential applications. H7 series features full-frame design, robust construction, feed-through listing, Got Nail! bar hangers; and may support use of higher wattage lamps. A wide variety of trims allows a number of different lighting effects to be created with one basic housing. H7ICT is for installations where the housing will be in direct contact with insulation*. H7ICT may be converted into Air-Tite installation when used with Air-Tite trims. May be retrofit with compatible Halo LED lighting systems.

Special Features

Got Nail!™ bar hangers
q-Channel bars with Pass-N-Thru™
Slide-N-Side™ junction box
Quick Connect™ push wire nuts

Compatible Trims

30◊	300	404	6100	6110	6150
74	310	420	6101	6120◊	6162
76	312	426	6102	6121	6170
78◊	327	429	6103	6125◊	6215
170◊	328	430◊	6106	6126	6222
171◊	353	478	6107	6130	6230
172◊	376	4041	6108	6145	6255
173◊	378	4261	6109	6146	30SBAT◊

Trims for use in Halo listed housings

Select trims are classified for use in other housings, see www.eaton.com/lighting/legal

◊ Air-Tite trims can make the H7ICT installation ASTM E283 compliant

Features

Housing
- Single wall aluminum housing
- Aluminum construction for greater heat dissipation

Socket Plate
- Rigid socket plate adjusts and locks without tools for various lamp sizes
- Socket plate and bracket may be removed when using socket supporting trims

Plaster Frame
- Housing adjusts in plaster frame to accommodate up to 1" ceiling thickness
- Galvanized steel construction
- Plaster frame features include:
  - Regressed locking screw for securing hanger bars
  - Cutouts for easily crimping hanger bars in position
  - Halo name embossed on plaster frame
  - The housing may be removed from plaster frame to provide access to the junction box

Includes:
- Got Nail!™ bar hangers (Details Pg. 9)
- q-Channel bars with Pass-N-Thru™ (Details Pg. 9)
- Slide-N-Side™ junction box wire traps (Details Pg. 9)
- Quick Connect™ push wire nuts (Details Pg. 9)

Socket
- Porcelain socket with nickel plated brass screw shell
- Snap-in springs secure socket to socket plate, and may be detached when using socket supporting trims
- Overspray protector included

Thermal Protector
Self resetting thermal protector deactivates fixture if overheating occurs due to improper lamping or misapplied insulation

Trims
Halo Fit-All concept offers multiple trim options in a variety of design styles, and functional beam distributions to control beam angle and lumen delivery in accommodating various lamp types including Halogen, CFL and LED

Compliance
- cULus Listed 1598 luminaire
- cULus Listed damp location
- cULus Listed for wet location, covered ceiling, with select trims
- cULus Listed for feed through
- cULus Listed for direct contact with insulation and combustible material*
- RoHS compliant

*Not to be used in direct contact with spray foam insulation (Consult NEMA LSD57-2013)

Specifications, compliances and dimensions subject to change without notice

E26 Screw Base IC Housing

H7ICAT

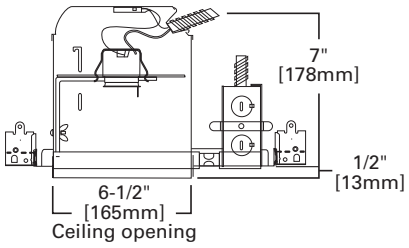

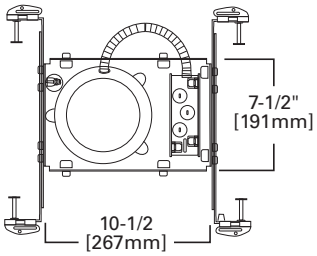

H7ICAT

6" IC, Air-Tite, New Construction, 120V

The H7 recessed housing is the standard in the industry for both light commercial and residential applications. H7 series features full-frame design, robust construction, feed-through listing, Got Nail! bar hangers; and may support use of higher wattage lamps. A wide variety of trims allows a number of different lighting effects to be created with one basic housing. H7ICAT is for installations where the housing will be in direct contact with insulation,* and its Air-Tite design will also meet restricted air flow code requirements. May be retrofit with compatible Halo LED lighting systems.

Special Features

- Got Nail!™ bar hangers
- q-Channel bars with Pass-N-Thru™
- Slide-N-Side™ junction box
- Quick Connect™ push wire nuts
- Air-Tite™ code compliant

Compatible Trims

30	300	404	6100	6110	6150
74	310	420	6101	6120	6162
76	312	426	6102	6121	6170
78	327	429	6103	6125	6215
170	328	430	6106	6126	6222
171	353	478	6107	6130	6230
172	376	4041	6108	6145	6255
173	378	4261	6109	6146	30SBAT

Trims for use in Halo listed housings

Select trims are classified for use in other housings, see www.eaton.com/lighting/legal

Features

Housing
- Single wall aluminum housing
- Aluminum construction for greater heat dissipation
- Sealed and gasketed for Air-Tite™ ready installation
- Designed for insulated ceilings in direct contact with insulation* (May also be installed in non-insulated ceilings)

Socket Plate
- Rigid socket plate adjusts and locks without tools for various lamp sizes
- Socket plate and bracket may be removed when using socket supporting trims

Plaster Frame
- Housing adjusts in plaster frame to accommodate up to 1" ceiling thickness
- Galvanized steel construction
- Plaster frame features include:
  - Regressed locking screw for securing hanger bars
  - Cutouts for easily crimping hanger bars in position
  - Halo name embossed on plaster frame
  - The housing may be removed from plaster frame to provide access to the junction box
  - Pre-installed Air-Tite ready ceiling contact gasket

Includes:
- Got Nail!™ bar hangers (Details Pg. 9)
- q-Channel bars with Pass-N-Thru™ (Details Pg. 9)
- Slide-N-Side™ junction box wire traps (Details Pg. 9)
- Quick Connect™ push wire nuts (Details Pg. 9)
- Air-Tite™ code compliant (Details Pg. 9)

Socket
- Porcelain socket with nickel plated brass screw shell
- Snap-in springs secure socket to socket plate, and may be detached when using socket supporting trims
- Overspray protector included

Thermal Protector
Self resetting thermal protector deactivates fixture if overheating occurs due to improper lamping or misapplied insulation

Trims
Halo Fit-All concept offers multiple trim options in a variety of design styles, and functional beam distributions to control beam angle and lumen delivery in accommodating various lamp types including Halogen, CFL and LED

Compliance
- cULus Listed 1598 luminaire
- cULus Listed damp location
- cULus Listed for wet location, covered ceiling, with select trims
- cULus Listed for feed through
- cULus Listed for direct contact with insulation and combustible material*
- Air-Tite code compliant. Certified under ASTM E283; not exceeding 2.0 cfm (0.944 L/s) air leakage rate tested at a 1.57 psf (75 Pa) pressure differential.
- RoHS compliant

*Not to be used in direct contact with spray foam insulation (Consult NEMA LSD57-2013)

E26 Screw Base IC Housing

H7RICT

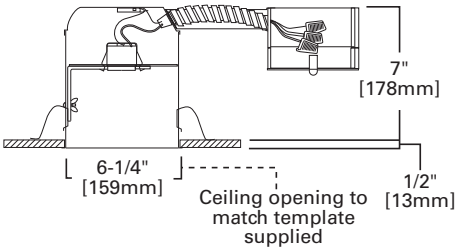

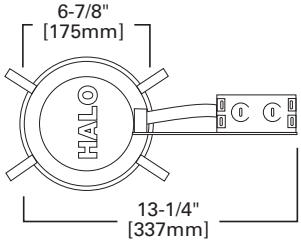

H7RICT

6" IC, Remodel, 120V

The H7 recessed remodel housing is the standard in the industry for both light commercial and residential applications. H7 series remodel housings feature robust construction, full-sized remodel junction box; and may support use of higher wattage lamps. Designed for use in existing ceilings, the remodel housing slips through opening in the finished ceiling. A wide variety of trims allows a number of different lighting effects to be created with one basic housing. The H7RICT is for installations where the housing will be in direct contact with insulation*. H7RICT may be converted into Air-Tite installation when used with Air-Tite trims. May be retrofit with compatible Halo LED lighting systems.

Special Features

Quick Connect™ push wire nuts

Compatible Trims

30◊	300	404	6100	6110	6150
74	310	420	6101	6120◊	6162
76	312	426	6102	6121◊	6170
78◊	327	429	6103	6125◊	6215
170◊	328	430◊	6106	6126◊	6222
171◊	353	478	6107	6130	6230
172◊	376	4041	6108	6145	6255
173◊	378	4261	6109	6146	30SBAT◊

Trims for use in Halo listed housings

Select trims are classified for use in other housings, see www.eaton.com/lighting/legal

◊ Air-Tite trims can make the H7RICT installation ASTM E283 compliant

Features

Housing
- Single wall aluminum housing
- Aluminum construction for greater heat dissipation
- For installation from below the finished ceiling. Integral flange secures fixture against ceiling.

Socket Plate
- Rigid socket plate adjusts and locks without tools for various lamp sizes
- Socket plate and bracket may be removed when using socket supporting trims

Junction Box
- Seven 1/2" trade size conduit knockouts with true pry-out slots are positioned to accommodate straight conduit runs
- Four non-metallic (NM) cable pry-outs included

Includes:
- Quick Connect™ push wire nuts (Details Pg. 9)

Remodel Springs
Four remodel springs secure housing and accommodate 1/2" and 5/8" ceiling material

Socket
- Porcelain socket with nickel plated brass screw shell
- Snap-in springs secure socket to socket plate, and may be detached when using socket supporting trims
- Overspray protector included

Thermal Protector
Self resetting thermal protector deactivates fixture if overheating occurs due to improper lamping or misapplied insulation

Trims
Halo Fit-All concept offers multiple trim options in a variety of design styles, and functional beam distributions to control beam angle and lumen delivery in accommodating various lamp types including Halogen, CFL and LED

Compliance
- cULus Listed 1598 luminaire
- cULus Listed damp location
- cULus Listed for wet location, covered ceiling, with select trims
- cULus Listed for feed through
- cULus Listed for direct contact with insulation and combustible material*
- RoHS compliant

*Not to be used in direct contact with spray foam insulation (Consult NEMA LSD57-2013)

Specifications, compliances and dimensions subject to change without notice

E26 Screw Base IC Housing

H7RICAT

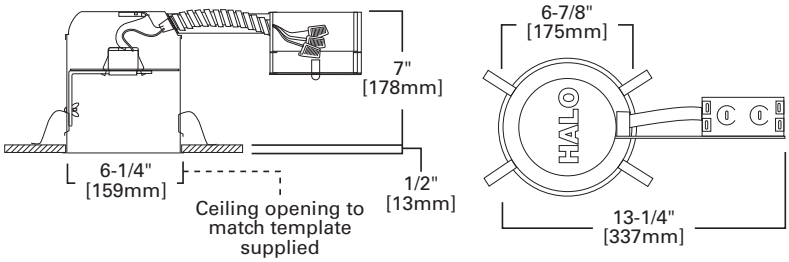

H7RICAT

6" ICAT, Air-Tite, Remodel, 120V

The H7 recessed remodel housing is the standard in the industry for both light commercial and residential applications. H7 series remodel housings feature robust construction, full-sized remodel junction box; and may support use of higher wattage lamps. Designed for use in existing ceilings, the remodel housing slips through opening in the finished ceiling. A wide variety of trims allows a number of different lighting effects to be created with one basic housing. The H7RICAT remodel housing is for installations where the housing will be in direct contact with insulation,* and its Air-Tite design will also meet restricted air flow code requirements. May be retrofit with compatible Halo LED lighting systems.

Special Features

Quick Connect™ push wire nuts
Air-Tite™ code compliant

Compatible Trims

30	300	404	6100	6110	6150
74	310	420	6101	6120	6162
76	312	426	6102	6121	6170
78	327	429	6103	6125	6215
170	328	430	6106	6126	6222
171	353	478	6107	6130	6230
172	376	4041	6108	6145	6255
173	378	4261	6109	6146	30SBAT

Trims for use in Halo listed housings

Select trims are classified for use in other housings, see www.eaton.com/lighting/legal

Features

Housing
- Aluminum construction for greater heat dissipation
- For installation from below the finished ceiling. Integral flange secures fixture against ceiling.
- Pre-installed Air-Tite ready ceiling contact gasket on flange

Socket Plate
- Rigid socket plate adjusts and locks without tools for various lamp sizes
- Socket plate and bracket may be removed when using socket supporting trims

Junction Box
- Seven 1/2" trade size conduit knockouts with true pry-out slots are positioned to accommodate straight conduit runs
- Four non-metallic (NM) cable pry-outs included

Includes:
- Quick Connect™ push wire nuts (Details Pg. 9)
- Air-Tite™ code compliant (Details Pg. 9)

Remodel Springs
Four remodel springs secure housing and accommodate 1/2" and 5/8" ceiling material

Socket
- Porcelain socket with nickel plated brass screw shell
- Snap-in springs secure socket to socket plate, and may be detached when using socket supporting trims
- Overspray protector included

Thermal Protector
Self resetting thermal protector deactivates fixture if overheating occurs due to improper lamping or misapplied insulation

Trims
Halo Fit-All concept offers multiple trim options in a variety of design styles, and functional beam distributions to control beam angle and lumen delivery in accommodating various lamp types including Halogen, CFL and LED

Compliance
- cULus Listed 1598 luminaire
- cULus Listed damp location
- cULus Listed for wet location, covered ceiling, with select trims
- cULus Listed for feed through
- cULus Listed for direct contact with insulation and combustible material*
- Air-Tite code compliant. Certified under ASTM E283; not exceeding 2.0 cfm (0.944 L/s) air leakage rate tested at a 1.57 psf (75 Pa) pressure differential
- RoHS compliant

*Not to be used in direct contact with spray foam insulation (Consult NEMA LSD57-2013)

E26 Screw Base IC Housing

E7ICAT

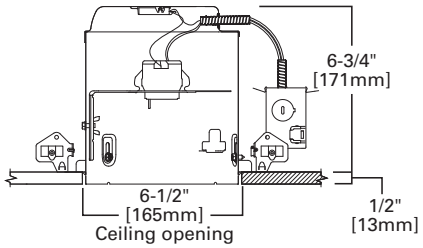

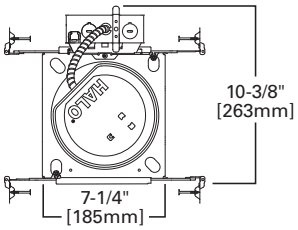

E7ICAT

6" IC, Air-Tite, New Construction Housing, 120V

The E7ICAT is a compact and efficient recessed housing optimized and listed for EISA compliant tungsten-halogen, CFL and LED lamps as well as incandescent. Housing is suitable for residential or light commercial applications. For installation in insulated ceilings* and non-insulated ceilings with Air-Tite code compliant construction. Use with a variety of trims and finishes to create different lighting effects or to match any decor. May be retrofit with compatible Halo LED lighting systems.

Special Features

- All-Nail!™ bar hangers
- q-Channel bars with Pass-N-Thru™
- Hinged j-box with Slide-N-Side™
- Quick Connect™ push wire nuts
- Air-Tite™ code compliant

Compatible Trims

30	300	404	6100	6110	6150
74	310	420	6101	6120	6162
76	312	426	6102	6121	6170
78	327	429	6103	6125	6215
170	328	430	6106	6126	6222
171	353	478	6107	6130	6230
172	376	4041	6108	6145	6255
173	378	4261	6109	6146	30SBAT

Trims for use in Halo listed housings

Select trims are classified for use in other housings, see www.eaton.com/lighting/legal

Features

Housing
- Single wall die-formed aluminum housing
- Housing features a precision rolled interlocking collar which maintains aperture geometry for greater assurance of installation results
- Exclusive Air-Tite gasket meets code where required, and seals between housing, frame and finished ceiling - without need for additional caulk
- May be removed from the plaster frame to provide access to junction box

Socket Plate
- Rigid socket plate adjusts and locks without tools for various lamp sizes
- Socket plate and bracket may be removed when using socket supporting trims

Plaster Frame
- Galvanized steel frame. Housing adjusts in plaster frame to accommodate up to 3/8" – 1" ceiling thickness.
- (2) Regressed locking screws for securing hanger bars

Includes:
- All-Nail!™ bar hangers (Details Pg. 11)
- q-Channel bars with Pass-N-Thru™ (Details Pg. 11)
- Hinged junction box with Slide-N-Side™ (Details Pg. 11)
- Quick Connect™ push wire nuts (Details Pg. 11)
- Air-Tite™ code compliant (Details Pg. 11)

Socket
- Porcelain socket with nickel plated brass screw shell
- Snap-in springs secure socket to socket plate, and may be detached when using socket supporting trims
- Shipped with socket overspray protector installed

Thermal Protector
Self resetting thermal protector deactivates fixture if overheating occurs due to improper lamping or misapplied insulation

Trims
Halo Fit-All concept offers multiple trim options in a variety of design styles, and functional beam distributions to control beam angle and lumen delivery in accommodating various lamp types including Halogen, CFL and LED

Compliance
- cULus Listed 1598 luminaire
- cULus Listed damp location
- cULus Listed for wet location, covered ceiling, with select trims
- cULus Listed for direct contact with insulation and combustible material*
- Air-Tite code compliant. Certified under ASTM E283; not exceeding 2.0 cfm (0.944 L/s) air leakage rate tested at a 1.57 psf (75 Pa) pressure differential.
- RoHS compliant

*Not to be used in direct contact with spray foam insulation (Consult NEMA LSD57-2013)

Specifications, compliances and dimensions subject to change without notice

E26 Screw Base IC Housing

E7RICAT

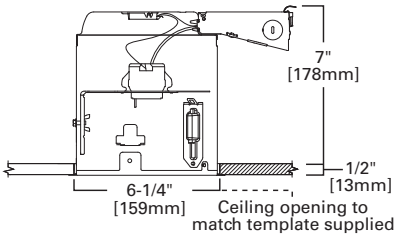

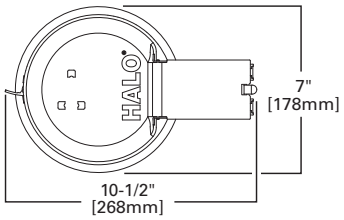

E7RICAT

6" IC, Air-Tite, Remodel Housing, 120V

The E7RICAT is a compact and efficient recessed remodel housing optimized and listed for EISA compliant tungsten-halogen, CFL and LED lamps as well as incandescent. Housing is suitable for residential or light commercial applications. For installation in insulated ceilings* and non-insulated ceilings with Air-Tite code compliant construction. Use with a variety of trims and finishes to create different lighting effects or to match any decor. May be retrofit with compatible Halo LED lighting systems.

Special Features

Hinged j-box with Slide-N-Side™
Quick Connect™ push wire nuts
Air-Tite™ code compliant

Compatible Trims

30	300	426	6103	6121	6162
74	310	429	6106	6125	6170
76	312	430	6107	6126	6215
78	327	478	6108	6130	6222
170	328	4261	6109	6145	6230
171	353	6100	6110	6146	6255
172	376	6101	6120	6150	30SBAT
173	420	6102			

Trims for use in Halo listed housings

Select trims are classified for use in other housings, see www.eaton.com/lighting/legal

Features

Housing
- Single wall die-formed aluminum housing
- Die formed flange maintains aperture geometry for greater assurance of installation results
- Exclusive Air-Tite gasket meets code where required, and seals between housing, flange and finished ceiling - without need for additional caulk
- For installation from below the finished ceiling. Integral flange secures fixture against ceiling.

Remodel Retention System - Speed Clamps
- Exclusive two integral speed clamps securely lock housing to ceiling, accommodating 3/8" to 2" ceiling materials

Socket Plate
- Rigid socket plate adjusts and locks without tools for various lamp sizes
- Socket plate and bracket may be removed when using socket supporting trims

Includes:
- Hinged junction box with Slide-N-Side™ (Details Pg. 11)
- Quick Connect™ push wire nuts (Details Pg. 11)
- Air-Tite™ code compliant (Details Pg. 11)

Socket
- Porcelain socket with nickel plated brass screw shell
- Snap-in springs secure socket to socket plate, and may be detached when using socket supporting trims
- Shipped with socket overspray protector installed

Thermal Protector
Self resetting thermal protector deactivates fixture if overheating occurs due to improper lamping or misapplied insulation

Trims
Halo Fit-All concept offers multiple trim options in a variety of design styles, and functional beam distributions to control beam angle and lumen delivery in accommodating various lamp types including Halogen, CFL and LED

Quick Connect™ Wiring Tray
- (3) Color coded 4-port push-in wire nuts included
- Captive tray holds push-nuts in place for one-handed connections to line, neutral & ground
- Speeds installation and increases reliability
- No additional wire nuts required

Compliance
- cULus Listed 1598 luminaire
- cULus Listed damp location
- cULus Listed for wet location, covered ceiling, with select trims
- cULus Listed for direct contact with insulation and combustible material*
- Air-Tite code compliant. Certified under ASTM E283; not exceeding 2.0 cfm (0.944 L/s) air leakage rate tested at a 1.57 psf (75 Pa) pressure differential
- RoHS compliant

*Not to be used in direct contact with spray foam insulation (Consult NEMA LSD57-2013)

E26 Screw Base Trims

IC Housings: H7ICT • H7ICAT • H7RICT • H7RICAT • E7ICAT • E7RICAT

Reflectors

30 Reflector, Self-flange

- Self-flange reflector with torsion spring retention
- Accepts a wide range of lamps
- Makes installation Air-Tite regardless of housing used
- Socket supporting reflector

Housings		Max Lamp Compatibility
H7ICT	H7RICT	60W A19, 75W PAR30S, 75W PAR30L, 65W PAR38, 65W BR30, 90W BR40, 75W R30
H7ICAT	H7RICAT	
E7ICAT	E7RICAT	53W A19, 75W PAR30S, 75W PAR30L, 65W PAR38, 65W BR30, 90W BR40

Compatible with Halogen, Incandescent, LED* or CFL* lamps

30HAT
Haze Reflector, White Trim

30RGAT
Residential Gold Reflector, White Trim

30CAT
Clear Specular Reflector, White Trim

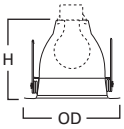

Dimensions**
H: 5" [127mm]
OD: 7-1/4" [184mm]

30SBAT Reflector, Self-flange

- Self-flange reflector with torsion spring retention
- Accepts a wide range of lamps
- Makes installation Air-Tite regardless of housing used
- Socket supporting reflector

Housings		Max Lamp Compatibility
H7ICT	H7ICAT	40W A19, 50W PAR30S, 75W PAR30L, 65W PAR38, 65W BR30, 75W R30, 65W BR40
H7RICT	H7RICAT	40W A19, 50W PAR30S, 75W PAR30L, 65W PAR38, 45W BR30, 65W BR40, 50W R30, 65W R40
E7ICAT	E7RICAT	40W A19, 50W PAR30S, 75W PAR30L, 65W PAR38, 65W BR30, 65W BR40

Compatible with Halogen, Incandescent, LED* or CFL* lamps

30SBAT
Specular Black Reflector & Trim

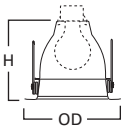

Dimensions**
H: 5" [127mm]
OD: 7-1/4" [184mm]

404 Specular Reflector

- Full reflector for use with A-lamps
- Friction clip retention on housing plaster ring
- Removable trim ring
- Accessories available: TRM6 designer trim rings, OT403 oversize trim ring
- Socket supporting reflector

Housings		Max Lamp Compatibility
H7ICT	H7RICT	60W A19
H7ICAT	H7RICAT	
E7ICAT		**404C, 404H:** 53W A19 **404SN, 404TBZ:** 43W A19

Compatible with Halogen, Incandescent, LED* or CFL* lamps

404C
Clear Specular Reflector, White Trim

404H
Haze Reflector, White Trim

404SN
Satin Nickel Reflector, Satin Nickel Trim

404TBZ
Tuscan Bronze Reflector, Tuscan Bronze Trim



Friction Clips install on housing plaster ring

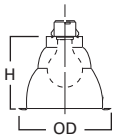

Dimensions**
H: 5" [127mm]
OD: 7-1/4" [184mm]

426 Reflector Cone

- Accepts a wide variety of lamps
- Coil spring retention
- Removable trim ring
- Accessories available: TRM6 designer trim rings, OT403 oversize trim ring

Housings		Max Lamp Compatibility
H7ICT	H7RICT	50W PAR30S, 75W PAR30L, 65W BR30, 75W R30, 85W BR40
H7ICAT	H7RICAT	
E7ICAT	E7RICAT	50W PAR30S, 75W PAR30L, 45W PAR38, 65W BR30, 85W BR40

Compatible with Halogen, Incandescent, LED* or CFL* lamps

426
Clear Specular Reflector Cone, White Trim

426MB
Black Specular Reflector Cone, White Trim

426H
Haze Reflector Cone, White Trim

426SN
Satin Nickel Reflector Cone, Satin Nickel Trim

426TBZ
Tuscan Bronze Reflector Cone, Tuscan Bronze Trim

H930 (H7 Housings ONLY) PAR lamp aiming accessory for 310 and 426 trims. Allows 30° tilt and 358° rotation. 50W PAR30.

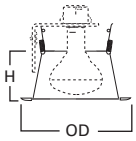

Dimensions**
H: 2-5/8" [67mm]
OD: 7-1/4" [184mm]

*UL1993 listed LED & CFL equivalent lamps permitted. Consult lamp manufacturer for conditions of use. Eaton does not warranty the lamp.
****Key: A:** Luminous Aperture, **H:** Height, **OD:** Trim Outside Diameter

Specifications, compliances and dimensions subject to change without notice

429 Dayform White Cone

- Contoured sides shield interior view of housing
- Removable trim ring
- Accessories available: TRM6 designer trim rings, OT403 oversize trim ring

Housings		Max Lamp Compatibility
H7ICT	H7RICT	50W PAR30S, 75W PAR30L, 65W BR30, 75W R30
H7ICAT	H7RICAT	
E7ICAT	E7RICAT	50W PAR30S, 75W PAR30L, 65W BR30

Compatible with Halogen, Incandescent, LED* or CFL* lamps

429P
White Reflector, White Self-flange

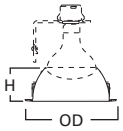

Dimensions**
H: 3" [76mm]
OD: 7-1/4" [184mm]

4041 White Reflector, Self-flange

- Self-flange full reflector for use with A-lamps
- Friction clip retention on housing plaster ring
- Accessories available: OT403 oversize trim ring
- Socket supporting reflector

Housings		Max Lamp Compatibility
H7ICT	H7RICT	60W A19
H7ICAT	H7RICAT	
E7ICAT		53W A19

Compatible with Halogen, Incandescent, LED* or CFL* lamps

4041P
White Reflector, White Self-flange



Friction Clips install on housing plaster ring

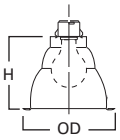

Dimensions**
H: 5-1/4" [133mm]
OD: 7-1/4" [184mm]

4261 White Reflector Cone, Self-flange

- Self-flange reflector cone for use with R and PAR lamps
- Coil spring retention

Housings		Max Lamp Compatibility
H7ICT	H7RICT	50W PAR30S, 75W PAR30L, 45W PAR38, 75W R30, 85W BR40
H7ICAT	H7RICAT	
E7ICAT	E7RICAT	50W PAR30S, 75W PAR30L, 45W PAR38, 65W BR30, 85W BR40

Compatible with Halogen, Incandescent, LED* or CFL* lamps

4261P
White Reflector, White Self-flange

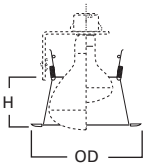

Dimensions**
H: 2-5/8" [67mm]
OD: 7-1/4" [184mm]

6106 Straight Reflector Cone, Self-flange

- Straight sides of cone reflector for large diameter BR40 and PAR38, as well as BR30 and PAR30 lamps
- Self-flange reflector cone
- Coil spring retention
- Self-flange trim ring sized to hide gaps caused by construction tolerances

Housings		Max Lamp Compatibility
H7ICT	H7RICT	50W PAR30S, 75W PAR30L, 45W PAR38, 65W BR30, 40W BR40
H7ICAT	H7RICAT	
E7ICAT	E7RICAT	

Compatible with Halogen, Incandescent, LED* or CFL* lamps

6106SC
Specular Clear Reflector, White Self-flange

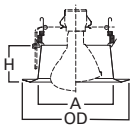

Dimensions**
A: 5-3/8" [137mm]
H: 2-5/8" [68mm]
OD: 7-3/4" [197mm]

6107 Tapered Reflector, Self-flange

- Self-flange reflector cone
- Contoured tapered sides of cone reflector for BR30 and PAR30 lamps
- Coil spring retention
- Self-flange trim ring sized to hide gaps caused by construction tolerances

Housings		Max Lamp Compatibility
H7ICT	H7RICT	50W PAR30S, 75W PAR30L, 65W BR30, 85W BR40
H7ICAT	H7RICAT	
E7ICAT	E7RICAT	

Compatible with Halogen, Incandescent, LED* or CFL* lamps

6107SC
Specular Clear Reflector, White Self-flange

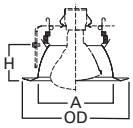

Dimensions**
A: 5-3/8" [137mm]
H: 2-5/8" [65mm]
OD: 7-3/4" [197mm]

*UL1993 listed LED & CFL equivalent lamps permitted. Consult lamp manufacturer for conditions of use. Eaton does not warranty the lamp.

****Key: A:** Luminous Aperture, **H:** Height, **OD:** Trim Outside Diameter

E26 Screw Base Trims

IC Housings: H7ICT • H7ICAT • H7RICT • H7RICAT • E7ICAT • E7RICAT

6120 Full Cone Reflector, Self-flange

- Full cone reflector
- Torsion spring retention
- Socket supporting reflector
- Self-flange trim ring sized to hide gaps caused by construction tolerances
- Makes installation Air-Tite regardless of housing used

Housings		Max Lamp Compatibility
H7ICT	H7RICT	**6120WH:** 43W A19, 75W PAR30S,75W PAR30L, 65W PAR38, 65W BR30, 70W BR40 **6120SN, 6120TBZ:** 43W A19, 60W PAR30S, 75W PAR30L, 65W PAR38, 65W BR30, 70W BR40
H7ICAT	H7RICAT	
E7ICAT	E7RICAT	

Compatible with Halogen, Incandescent, LED* or CFL* lamps

6120WH
White Reflector, White Self-flange

6120SN
Satin Nickel Reflector, Satin Nickel Self-flange

6120TBZ
Tuscan Bonze Reflector, Tuscan Bronze Self-flange

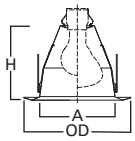

Dimensions**
A: 5-3/8" [137mm]
H: 5-3/8" [138mm]
OD: 7-3/4" [197mm]

6121 Shallow Full Cone Reflector, Self-flange

- Shallow full cone reflector
- Torsion spring retention
- Self-flange trim ring sized to hide gaps caused by construction tolerances

Housings		Max Lamp Compatibility
H7ICT	H7RICT	43W A19, 75W PAR30S, 75W PAR30L, 65W BR30
H7ICAT	H7RICAT	
E7ICAT	E7RICAT	

Compatible with Halogen, Incandescent, LED* or CFL* lamps

6121WH
White Reflector, White Self-flange

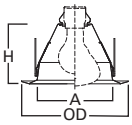

Dimensions**
A: 5-3/8" [137mm]
H: 4-3/8" [110mm]
OD: 7-3/4" [197mm]

Baffles

30 Baffle, Self-flange

- Self-flange metal baffle with upper reflector
- Socket supporting baffle
- Torsion spring retention
- Accepts a wide range of lamps
- Makes installation Air-Tite regardless of housing used

Housings		Max Lamp Compatibility
H7ICT	H7RICT	40W A19, 75W PAR30S, 75W PAR30L, 65W PAR38, 65W BR30, 90W BR40, 75W R30
H7ICAT	H7RICAT	
E7ICAT	E7RICAT	**30WAT, 30WATH, 30PAT:** 40W A19, 75W PAR30S, 75W PAR30L, 65W PAR38, 65W BR30, 90W BR40 **30SNAT, 30TBZAT:** 40W A19, 60W PAR30S, 75W PAR30L, 65W PAR38, 65W BR30, 90W BR40

Compatible with Halogen, Incandescent, LED* or CFL* lamps

30WAT
White Baffle & Reflector, White Trim

30WATH
White Baffle & Clear Reflector, White Trim

30PAT
Black Baffle & Clear Reflector, White Trim

30SNAT
Satin Nickel Baffle & Reflector, Satin Nickel Trim

30TBZAT
Tuscan Bronze Baffle & Reflector, Tuscan Bronze Trim

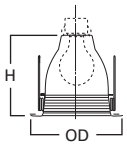

Dimensions**
H: 5" [127mm]
OD: 7-1/4" [184mm]

*UL1993 listed LED & CFL equivalent lamps permitted. Consult lamp manufacturer for conditions of use. Eaton does not warranty the lamp.
****Key: A:** Luminous Aperture, **H:** Height, **OD:** Trim Outside Diameter

Specifications, compliances and dimensions subject to change without notice

310 Coilex® Baffle

- Black or white phenolic Coilex baffle with white metal trim ring
- Removable trim ring
- Accessories available: TRM6 designer trim rings, OT403 oversize trim ring
- Coil spring retention

Housings		Max Lamp Compatibility
H7ICT	H7RICT	50W PAR30S, 75W PAR30L, 45W PAR38, 65W BR30, 75W R30, 85W BR40
H7ICAT	H7RICAT	
E7ICAT	E7RICAT	50W PAR30S, 75W PAR30L, 45W PAR38, 65W BR30, 85W BR40

Compatible with Halogen, Incandescent, LED* or CFL* lamps

310W
White Coilex Baffle, White Trim

310P
Black Coilex Baffle, White Trim

310SN
Satin Nickel Coilex Baffle, Satin Nickel Trim

310TBZ
Tuscan Bronze Coilex Baffle, Tuscan Bronze Trim

H930 (H7 Housings ONLY) PAR lamp aiming accessory for 310 and 426 trims. Allows 30° tilt and 358° rotation. 50W PAR30.

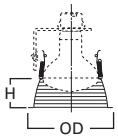

Dimensions**
H: 3-1/16" [78mm]
OD: 7-1/4" [184mm]

312 Coilex® Baffle

- Black or white phenolic Coilex baffle with white metal trim ring
- Contoured, tapered sides of 312 baffle features smaller lamp opening to conceal interior view of housing when used with PAR lamps
- Removable trim ring
- Accessories available: TRM6 designer trim rings, OT403 oversize trim ring
- Coil spring retention

Housings		Max Lamp Compatibility
H7ICT	H7RICT	50W PAR30S, 75W PAR30L, 65W BR30, 75W R30
H7ICAT	H7RICAT	
E7ICAT	E7RICAT	50W PAR30S, 75W PAR30L, 65W BR30,

Compatible with Halogen, Incandescent, LED* or CFL* lamps

312W
White Baffle, White Trim

312P
Black Baffle, White Trim

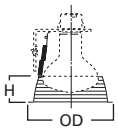

Dimensions**
H: 2-1/4" [57mm]
OD: 7-1/4" [184mm]

353 Metal Baffle

- Metallic finish trim rings and baffles
- Coil spring retention
- Removable trim ring

Housings		Max Lamp Compatibility
H7ICT	H7RICT	50W PAR30S, 75W PAR30L, 65W BR30, 75W R30
H7ICAT	H7RICAT	
E7ICAT	E7RICAT	50W PAR30S,75W PAR30L, 65W BR30

Compatible with Halogen, Incandescent, LED* or CFL* lamps

353SN
Satin Nickel Baffle, Satin Nickel Trim

353TBZ
Tuscan Bronze Baffle, Tuscan Bronze Trim

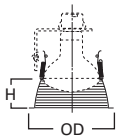

Dimensions**
H: 3" [76mm]
OD: 7-1/4" [184mm]

6100 Tapered Metal Baffle with (2) Trim Rings

- Contoured tapered sides of metal baffle
- Two plastic removable trim rings included narrow 7.25"OD and wide oversized 8.00"OD
- Coil spring retention

Housings		Max Lamp Compatibility
H7ICT	H7RICT	50W PAR30S, 75W PAR30L, 65W BR30, 85W BR40
H7ICAT	H7RICAT	
E7ICAT	E7RICAT	

Compatible with Halogen, Incandescent, LED* or CFL* lamps

6100WB
White Baffle, Narrow & Wide White Trims (Included)



6100BB
Black Baffle, Narrow & Wide White Trims (Included)

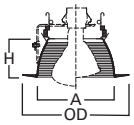

Dimensions**
A: 5-3/4" [148mm]
H: 2-7/8" [74mm]
OD: 7-1/4" [184mm] Narrow
OD: 8" [203mm] Wide

*UL1993 listed LED & CFL equivalent lamps permitted. Consult lamp manufacturer for conditions of use. Eaton does not warranty the lamp.

****Key: A:** Luminous Aperture, **H:** Height, **OD:** Trim Outside Diameter

E26 Screw Base Trims

IC Housings: H7ICT • H7ICAT • H7RICT • H7RICAT • E7ICAT • E7RICAT

6101 Straight Metal Baffle with (2) Trim Rings

- Straight sides of metal baffle for large diameter lamps
- Two plastic removable trim rings included narrow 7.25" OD and wide 8.00" OD
- Coil spring retention

Housings		Max Lamp Compatibility
H7ICT	H7RICT	50W PAR30S, 75W PAR30L, 45W PAR38, 65W BR30, 40W BR40
H7ICAT	H7RICAT	
E7ICAT	E7RICAT	

Compatible with Halogen, Incandescent, LED* or CFL* lamps

6101WB
White Baffle, Narrow & Wide White Trim (Included)



6101BB
Black Baffle, Narrow & Wide White Trim (Included)

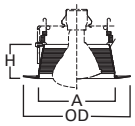

Dimensions**
A: 5-5/8" [144mm]
H: 2-5/8" [66mm]
OD: 7-1/4" [184mm] Narrow
OD: 8" [203mm] Wide

6102 Tapered Metal Baffle, Self-flange

- Contoured tapered sides of metal baffle
- Coil spring retention
- Self-flange trim ring sized to hide gaps caused by construction tolerances

Housings		Max Lamp Compatibility
H7ICT	H7RICT	50W PAR30S, 75W PAR30L, 65W BR30, 85W BR40
H7ICAT	H7RICAT	
E7ICAT	E7RICAT	

Compatible with Halogen, Incandescent, LED* or CFL* lamps

6102WB
White Baffle, White Self-flange

6102BB
Black Baffle, White Self-flange

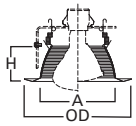

Dimensions**
A: 5-3/8" [137mm]
H: 2-5/8" [65mm]
OD: 7-3/4" [197mm]

6103 Straight Metal Baffle, Self-flange

- Straight sides of metal baffle for large diameter lamps
- Coil spring retention
- Self-flange trim ring sized to hide gaps caused by construction tolerances

Housings		Max Lamp Compatibility
H7ICT	H7RICT	50W PAR30S, 75W PAR30L, 45W PAR38, 65W BR30, 40W BR40
H7ICAT	H7RICAT	
E7ICAT	E7RICAT	

Compatible with Halogen, Incandescent, LED* or CFL* lamps

6103WB
White Baffle, White Self-flange

6103BB
Black Baffle, White Self-flange

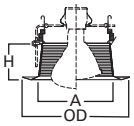

Dimensions**
A: 5-3/8" [137mm]
H: 2-5/8" [68mm]
OD: 7-3/4" [197mm]

6108 Coilex® Straight Plastic Baffle, Self-flange

- Straight sides of Coilex baffle for large diameter lamps
- Coil spring retention
- Self-flange trim ring sized to hide gaps caused by construction tolerances

Housings		Max Lamp Compatibility
H7ICT	H7RICT	39W PAR30S, 75W PAR30L, 45W PAR38, 65W BR30, 40W BR40
H7ICAT	H7RICAT	
E7ICAT	E7RICAT	

Compatible with Halogen, Incandescent, LED* or CFL* lamps

6108WB
White Plastic Straight Coilex Baffle, White Self-flange

6108BB
Black Plastic Straight Coilex Baffle, White Self-flange

6108BKBB
Black Plastic Straight Coilex Baffle, Black Self-flange

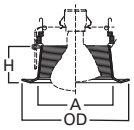

Dimensions**
A: 5-3/8" [137mm]
H: 2-5/8" [68mm]
OD: 7-3/4" [197mm]

6109 Coilex® Tapered Baffle, Self-flange

- Contoured tapered sides of Coilex baffle
- Coil spring retention
- Self-flange trim ring sized to hide gaps caused by construction tolerances

Housings		Max Lamp Compatibility
H7ICT	H7RICT	50W PAR30S, 75W PAR30L, 45W PAR38, 65W BR30, 85W BR40
H7ICAT	H7RICAT	
E7ICAT	E7RICAT	

Compatible with Halogen, Incandescent, LED* or CFL* lamps

6109WB
White Plastic Tapered Coilex Baffle, White Self-flange

6109BB
Black Plastic Tapered Coilex Baffle, White Self-flange

6109BKBB
Black Plastic Tapered Coilex Baffle, Black Self-flange

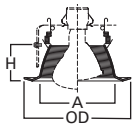

Dimensions**
A: 5-3/8" [137mm]
H: 2-5/8" [65mm]
OD: 7-3/4" [197mm]

*UL1993 listed LED & CFL equivalent lamps permitted. Consult lamp manufacturer for conditions of use. Eaton does not warranty the lamp.
****Key: A:** Luminous Aperture, **H:** Height, **OD:** Trim Outside Diameter

Specifications, compliances and dimensions subject to change without notice

6110 Perftex™ Baffle, Self-flange

- Perforated pattern baffle contoured for BR30 and PAR30 lamps
- Coil spring retention
- Self-flange trim ring sized to hide gaps caused by construction tolerances

Housings		Max Lamp Compatibility
H7ICT	H7RICT	50W PAR30S, 60W PAR30L, 65W BR30
H7ICAT	H7RICAT	
E7ICAT	E7RICAT	

Compatible with Halogen, Incandescent, LED* or CFL* lamps

6110WB
White Perftex Baffle, White Self-flange

6110BB
Black Perftex Baffle, White Self-flange

6110BKBB
Black Perftex Baffle, Black Self-flange

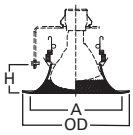

Dimensions**
A: 6-5/8" [169mm]
H: 2-1/8" [54mm]
OD: 7-3/4" [197mm]

6125 Full Cone Baffle, Self-flange

- Full cone baffle
- Torsion spring retention
- Socket supporting baffle
- Self-flange trim ring sized to hide gaps caused by construction tolerances

Housings		Max Lamp Compatibility
H7ICT	H7RICT	**6125WB:** 43W A19, 75W PAR30S, 75W PAR30L, 65W PAR38, 65W BR30, 90W BR40
H7ICAT	H7RICAT	**6125BB, 6125BKBB:** 43W A19, 75W PAR30S, 75W PAR30L, 65W PAR38, 65W BR30, 85W BR40
E7ICAT	E7RICAT	

Compatible with Halogen, Incandescent, LED* or CFL* lamps

6125WB
White Baffle, White Self-flange

6125BB
Black Baffle, White Self-flange

6125BKBB
Black Baffle, Black Self-flange

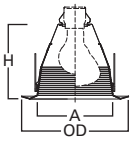

Dimensions**
A: 5-3/8" [137mm]
H: 5-3/8" [138mm]
OD: 7-3/4" [197mm]

6126 Shallow Full Cone Baffle, Self-flange

- Shallow full cone baffle
- Torsion spring retention
- Socket supporting baffle
- Self-flange trim ring sized to hide gaps caused by construction tolerances

Housings		Max Lamp Compatibility
H7ICT	H7RICT	43W A19, 75W PAR30S, 75W PAR30L, 65W BR30
H7ICAT	H7RICAT	
E7ICAT	E7RICAT	

Compatible with Halogen, Incandescent, LED* or CFL* lamps

6126WB
White Baffle, White Self-flange

6126BB
Black Baffle, White Self-flange

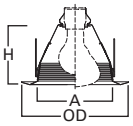

Dimensions**
A: 5-3/8" [137mm]
H: 4-3/8" [110mm]
OD: 7-3/4" [197mm]

Adjustable – Eyeballs & Gimbals

74 Eyeball 30° Tilt, Self-flange

- Provides optimum position for PAR30S lamps
- Torsion spring retention
- Socket supporting eyeball

Housings		Max Lamp Compatibility
H7ICT	H7RICT	75W PAR30S
H7ICAT	H7RICAT	
E7ICAT	E7RICAT	

Compatible with Halogen, Incandescent, LED* or CFL* lamps

74P
White Eyeball, White Trim

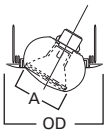

Dimensions**
A: 3-7/8" [98mm]
OD: 8" [203mm]

*UL1993 listed LED & CFL equivalent lamps permitted. Consult lamp manufacturer for conditions of use. Eaton does not warranty the lamp.

****Key: A:** Luminous Aperture, **H:** Height, **OD:** Trim Outside Diameter

E26 Screw Base Trims

IC Housings: H7ICT • H7ICAT • H7RICT • H7RICAT • E7ICAT • E7RICAT

76 Gimbal 30° Tilt, Self-flange

- For use with PAR38 lamps
- 30° tilt
- Torsion spring retention

Housings		Max Lamp Compatibility
H7ICT	H7RICT	45W PAR38
H7ICAT	H7RICAT	
E7ICAT	E7RICAT	

Compatible with Halogen, Incandescent, LED* or CFL* lamps

76P
White Gimbal, White Trim

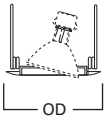

Dimensions**
OD: 8" [203mm]

78 Eyeball 30° Tilt, Self-flange

- 30° tilt, 360° rotation
- Torsion spring retention
- Wide choice of finishes for any decor
- Socket supporting eyeball
- 78PAT makes installation Air-Tite regardless of housing used

Housings		Max Lamp Compatibility
H7ICT	H7RICT	75W PAR30S, 75W PAR30L, 65W BR30, 75W R30
H7ICAT	H7RICAT	
E7ICAT	E7RICAT	75W PAR30S, 75W PAR30L, 65W BR30

Compatible with Halogen, Incandescent, LED* or CFL* lamps

78P
White Eyeball, White Trim

78PAT
White Eyeball, White Trim
airtite

78SN
Satin Nickel Eyeball, Satin Nickel Trim

78TBZ
Tuscan Bronze Eyeball, Tuscan Bronze Trim

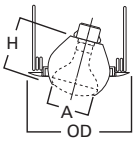

Dimensions**
A: 4" [100mm]
H: 4-1/8" [105mm]
OD: 8" [203mm]

376 Regressed Gimbal 30° Tilt, Self-flange

- 30° tilt
- Regressed gimbal with baffle
- Torsion spring retention
- Socket supporting gimbal

Housings		Max Lamp Compatibility
H7ICT	H7RICT	50W PAR30S, 50W PAR30L
H7ICAT	H7RICAT	
E7ICAT	E7RICAT	

Compatible with Halogen, Incandescent, LED* or CFL* lamps

376W
White Baffle, White Trim

376P
Black Baffle, White Trim

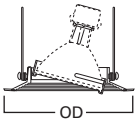

Dimensions**
OD: 7-1/4" [184mm]

378 Regressed Gimbal with Splay 25° Tilt, Self-flange

- 25° tilt
- Regressed gimbal with splay trim
- Removable trim ring
- Accessories available: TRM6 designer trim rings, OT403 oversize trim ring
- Friction clips on trim
- Socket supporting gimbal

Housings		Max Lamp Compatibility
H7ICT	H7RICT	35W PAR30L
H7ICAT	H7RICAT	
E7ICAT		

Compatible with Halogen, Incandescent, LED* or CFL* lamps

378P
White Splay, White Trim

378
Clear Specular Splay, White Trim

Friction Clips on Trim



Dimensions**
OD: 7-1/4" [184mm]

420 Regressed Eyeball 30° Tilt, Self-flange

- Regressed eyeball with baffle splay
- Removable trim ring
- Accessories available: TRM6 designer trim rings, OT403 oversize trim ring
- Socket supporting eyeball

Housings		Max Lamp Compatibility
H7ICT	H7RICT	50W PAR30S, 50W PAR30L, 60W BR30
H7ICAT	H7RICAT	
E7ICAT	E7RICAT	

Compatible with Halogen, Incandescent, LED* or CFL* lamps

420W
White Eyeball & Baffle, White Trim

420P
White Eyeball & Black Baffle, White Trim

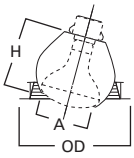

Dimensions**
A: 4" [100mm]
H: 4" [102mm]
OD: 7-1/4" [184mm]

*UL1993 listed LED & CFL equivalent lamps permitted. Consult lamp manufacturer for conditions of use. Eaton does not warranty the lamp.
****Key: A:** Luminous Aperture, **H:** Height, **OD:** Trim Outside Diameter

Specifications, compliances and dimensions subject to change without notice

478 Adjustable Regressed Gimbal with Splay 25° Tilt, Self-flange

- 25° tilt
- Adjustable gimbal with splay trim for PAR38 lamps
- Removable trim ring
- Accessories available: TRM6 designer trim rings, OT403 oversize trim ring
- Friction clips on trim
- Socket supporting gimbal

Housings		Max Lamp Compatibility
H7ICT	H7RICT	
H7ICAT	H7RICAT	45W PAR38
E7ICAT	E7RICAT	

Compatible with Halogen, Incandescent, LED* or CFL* lamps

478P
White Splay, White Trim



Friction Clips on Trim

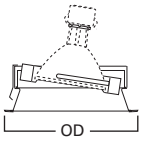

Dimensions**
OD: 7-1/4" [184mm]

6130 Eyeball 35° Tilt, Self-flange

- 35° tilt, 360° rotation
- Adjustable eyeball trim for BR30 and PAR30 lamps
- Torsion spring retention
- Socket supporting eyeball
- Self-flange trim ring sized to hide gaps caused by construction tolerances

Housings		Max Lamp Compatibility
H7ICT	H7RICT	
H7ICAT	H7RICAT	50W PAR30S, 75W PAR30L, 65W BR30
E7ICAT	E7RICAT	

Compatible with Halogen, Incandescent, LED* or CFL* lamps

6130WH
White Eyeball, White Self-flange

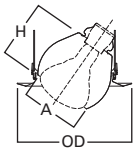

Dimensions**
A: 3-7/8" [100mm]
H: 3-7/8" [100mm]
OD: 7-3/4" [197mm]

6170 Gimbal 25° Tilt, Self-flange

- 25° tilt, 360° rotation
- Adjustable gimbal for PAR38 lamps
- Torsion spring retention
- Socket supporting gimbal
- Self-flange trim ring sized to hide gaps caused by construction tolerances

Housings		Max Lamp Compatibility
H7ICT	H7RICT	
H7ICAT	H7RICAT	45W PAR38
E7ICAT	E7RICAT	

Compatible with Halogen, Incandescent, LED* or CFL* lamps

6170WH
White Gimbal,
White Self-flange

6170BK
Black Gimbal,
Black Self-flange

6170SN
Satin Nickel Gimbal,
Satin Nickel Self-flange

6170TBZ
Tuscan Bronze Gimbal,
Tuscan Bronze Self-flange

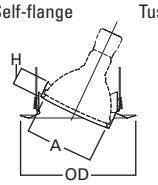

Dimensions**
A: 4-1/2" [113mm]
H: 1-1/8" [30mm]
OD: 7-3/4" [197mm]

6215 Double Gimbal 30°-50° Tilt, Self-flange

- 30°-50° tilt, 360° rotation
- 50° tilt with double gimbal design using compound angles
- Double gimbal for PAR30 lamps
- Torsion spring retention
- Shallow housings are compatible with PAR30S (short-neck) lamps
- Socket supporting gimbal
- Self-flange trim ring sized to hide gaps caused by construction tolerances

Housings		Max Lamp Compatibility
H7ICT	H7RICT	
H7ICAT	H7RICAT	60W PAR30S, 60W PAR30L
E7ICAT	E7RICAT	

Compatible with Halogen, Incandescent, LED* or CFL* lamps

6215WH
White Gimbal,
White Self-flange

6215BK
Black Gimbal,
Black Self-flange

6215SN
Satin Nickel Gimbal,
Satin Nickel Self-flange

6215TBZ
Tuscan Bronze Gimbal,
Tuscan Bronze Self-flange

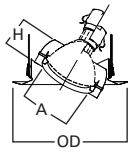

Dimensions**
A: 3-3/8" [84mm]
H: 2" [51mm]
OD: 7-3/4" [197mm]

*UL1993 listed LED & CFL equivalent lamps permitted. Consult lamp manufacturer for conditions of use. Eaton does not warranty the lamp.

****Key: A:** Luminous Aperture, **H:** Height, **OD:** Trim Outside Diameter

E26 Screw Base Trims

IC Housings: H7ICT • H7ICAT • H7RICT • H7RICAT • E7ICAT • E7RICAT

6222 Regressed Angle Cut Adjustable Gimbal, 45° Tilt, Self-flange

- 45° tilt, 360° rotation
- Fully regressed gimbal – self-flange ring
- Torsion spring retention
- Socket supporting gimbal
- Reflector and baffle options
- Accommodates tilt of gimbal in a full regressed cut cone
- Self-flange trim ring sized to hide gaps caused by construction tolerances

Housings		Max Lamp Compatibility
H7ICT	H7RICT	39W PAR30S, 60W PAR30L
H7ICAT	H7RICAT	
E7ICAT	E7RICAT	

Compatible with Halogen, Incandescent, LED* or CFL* lamps

6222WB
White Baffle, White Trim

6222BB
Black Baffle, White Trim

6222SC
Specular Clear Reflector White Trim

6222H
Haze Reflector, White Trim

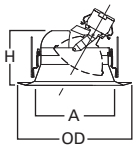

Dimensions**
A: 3-3/4" [95mm]
H: 5-3/8" [137mm]
OD: 7-3/4" [197mm]

Lenses & Wet Location Showerlights

170 Albalite Lens with Reflector

- White trim with Albalite glass lens
- PS version features non-conductive, non-corrosive gasketed polymer (plastic) trim ring
- PS version is "dead-front" construction and is wet location listed for use in showers
- Torsion spring retention
- PS version is Air-Tite; making any installation Air-Tite

Housings		Max Lamp Compatibility
H7ICT	H7ICAT	40W A19
H7RICT	H7RICAT	
E7ICAT	E7RICAT	29W A19

Compatible with Halogen, Incandescent, LED* or CFL* lamps

170P
Albalite Lens, White Trim

170PS
Albalite Lens, Polymer White Trim

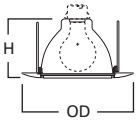

Dimensions**
H: 4" [102mm]
OD: 8" [203mm]

171 Drop Opal Glass Lens with Reflector

- White trim with drop opal glass lens
- PS version features non-conductive, non-corrosive gasketed polymer (plastic) trim ring
- PS version is "dead-front" construction and is wet location listed for use in showers
- Torsion spring retention
- PS version is Air-Tite; making any installation Air-Tite

Housings		Max Lamp Compatibility
H7ICT	H7ICAT	40W A19
H7RICT	H7RICAT	
E7ICAT	E7RICAT	29W A19

Compatible with Halogen, Incandescent, LED* or CFL* lamps

171P
Drop Opal Lens, White Trim

171PS
Drop Opal Lens, White Polymer Trim

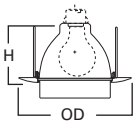

Dimensions**
H: 4" [102mm]
OD: 8" [203mm]

*UL1993 listed LED & CFL equivalent lamps permitted. Consult lamp manufacturer for conditions of use. Eaton does not warranty the lamp.
****Key: A:** Luminous Aperture, **H:** Height, **OD:** Trim Outside Diameter

Specifications, compliances and dimensions subject to change without notice

172 Dome Glass Lens with Reflector

- Frosted glass dome
- Features "dead-front" construction and is wet location listed for use in showers
- Non-conductive, non-corrosive gasketed polymer (plastic) trim ring
- Torsion spring retention
- Air-Tite trim makes any installation Air-Tite

Housings		Max Lamp Compatibility
H7ICT	H7ICAT	60W A19, 50W PAR30S
H7RICT	H7RICAT	
E7ICAT	E7RICAT	**172PS:** 53W A19, 50W PAR30S **172SNS, 172TBZS:** 43W A19, 50W PAR30S

Compatible with Halogen, Incandescent, LED* or CFL* lamps

172PS
Frosted Glass Dome,
White Polymer Trim

172SNS
Frosted Glass Dome,
Satin Nickel Polymer Trim

172TBZS
Frosted Glass Dome,
Tuscan Bronze Polymer Trim

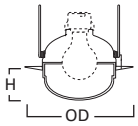

Dimensions**
H: 2-1/8" [54mm]
OD: 7-3/4" [197mm]

173 Fresnel Lens with Reflector

- White trim with glass Fresnel lens
- PS version features non-conductive, non-corrosive gasketed polymer (plastic) trim ring
- PS version is "dead-front" construction and is wet location listed for use in showers
- Torsion spring retention
- PS version is Air-Tite; making any installation Air-Tite

Housings		Max Lamp Compatibility
H7ICT	H7ICAT	40W A19
H7RICT	H7RICAT	
E7ICAT	E7RICAT	29W A19

Compatible with Halogen, Incandescent, LED* or CFL* lamps

173P
Fresnel Lens, White Trim

173PS
Fresnel Lens, White Polymer Trim

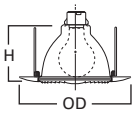

Dimensions**
H: 4" [102mm]
OD: 8" [203mm]

6145 Open Wet Location, Shallow Reflector, Self-flange

- Open wet location shallow Showerlight for PAR30 and PAR38 outdoor rated lamps ONLY
- Torsion spring retention
- Socket supporting cone
- Self-flange trim ring sized to hide gaps caused by construction tolerances

Housings		Max Lamp Compatibility
H7ICT	H7ICAT	75W PAR30S, 75W PAR30L, 80W PAR38
H7RICT	H7RICAT	
E7ICAT	E7RICAT	

Compatible with Halogen, Incandescent, LED* or CFL* lamps

6145WH
White Shallow Reflector,
White Self-flange

6145SN
Satin Nickel Shallow Reflector,
Satin Nickel Self-flange

6145TBZ
Tuscan Bronze Shallow Reflector,
Tuscan Bronze Self-flange

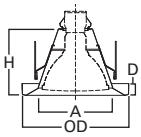

Dimensions**
A: 5-3/8" [136mm]
D: 7/8" [22mm]
H: 4-7/8" [123mm]
OD: 7-3/4" [197mm]

Outdoor Rated Lamp ONLY (Purchase Separately)

Lamp Gasket
(Included)

6146 Open Wet Location, Full Reflector Self-flange

- Open wet location Showerlight for PAR30 and PAR38 outdoor rated lamps ONLY
- Torsion spring retention
- Socket supporting cone
- Self-flange trim ring sized to hide gaps caused by construction tolerances

Housings		Max Lamp Compatibility
H7ICT	H7ICAT	**6146WH:** 75W PAR30S, 75W PAR30L, 65W PAR38
H7RICT	H7RICAT	
E7ICAT	E7RICAT	**6146SN, 6146TBZ:** 60W PAR30S, 75W PAR30L, 65W PAR38

Compatible with Halogen, Incandescent, LED* or CFL* lamps

6146WH
White Reflector,
White Self-flange

6146SN
Satin Nickel Reflector,
Satin Nickel Self-flange

6146TBZ
Tuscan Bronze Reflector,
Tuscan Bronze Self-flange

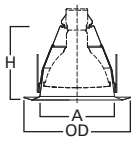

Dimensions**
A: 5-3/8" [137mm]
H: 5-3/8" [138mm]
OD: 7-3/4" [197mm]

Outdoor Rated Lamp ONLY (Purchase Separately)

Lamp Gasket
(Included)

*UL1993 listed LED & CFL equivalent lamps permitted. Consult lamp manufacturer for conditions of use. Eaton does not warranty the lamp.

****Key: A:** Luminous Aperture, **H:** Height, **OD:** Trim Outside Diameter

E26 Screw Base Trims

IC Housings: H7ICT • H7ICAT • H7RICT • H7RICAT • E7ICAT • E7RICAT

6150 Low Profile, Frosted Glass Dome Lens, Self-flange

Showerlight

- Low profile, frosted glass dome lens
- Wet location Showerlight
- Torsion spring retention
- Non-conductive "dead-front" polymer (plastic) trim ring and glass lens
- Socket supporting internal reflector
- Self-flange trim ring sized to hide gaps caused by construction tolerances

Housings		Max Lamp Compatibility
H7ICT	H7ICAT	
H7RICT	H7RICAT	29W A19, 39W PAR30S
E7ICAT	E7RICAT	

Compatible with Halogen, Incandescent, LED* or CFL* lamps

6150WH
Frosted Glass Dome Lens with Reflector, White Plastic Self-flange

6150SN
Frosted Glass Dome Lens with Reflector, Satin Nickel Plastic Self-flange

6150TBZ
Frosted Glass Dome Lens with Reflector, Tuscan Bronze Plastic Self-flange

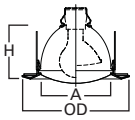

Dimensions**
A: 5-1/8" [130mm]
H: 4-1/5" [107mm]
OD: 7-3/4" [197mm]

6162 Drop Opal Plastic Lens, Self-flange

Showerlight

- Wet location Showerlight
- Non-conductive "dead-front" polymer (plastic) trim and plastic lens
- Torsion spring retention
- Socket supporting internal reflector
- Self-flange trim ring sized to hide gaps caused by construction tolerances

Housings		Max Lamp Compatibility
H7ICT	H7ICAT	
H7RICT	H7RICAT	29W A19
E7ICAT	E7RICAT	

Compatible with Halogen, Incandescent, LED* or CFL* lamps

6162WH
Drop Opal Plastic Lens with Reflector, Frosted Plastic Self-flange

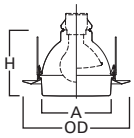

Dimensions**
A: 5-1/8" [130mm]
H: 4-3/4" [122mm]
OD: 7-3/4" [197mm]

6230 Squircle Frost Glass Lens, Metal Trim, Self-flange

Showerlight

- Low profile frost glass lens
- Wet location Showerlight
- Torsion spring retention
- Self-flange low profile metal trim ring
- Socket supporting internal bracket
- Integral rotation adjustment up to +/– 25° for precise alignment with room

Housings		Max Lamp Compatibility
H7ICT	H7ICAT	
H7RICT	H7RICAT	29W A19, 39W PAR30S
E7ICAT	E7RICAT	

Compatible with Halogen, Incandescent, LED* or CFL* lamps

6230AH
Frost Glass Lens, Aluminum Haze Squircle Trim

6230PN
Frost Glass Lens, Polished Nickel Squircle Trim

6230SN
Frost Glass Lens, Satin Nickel Squircle Trim

6230TBZ
Frost Glass Lens, Tuscan Bronze Squircle Trim

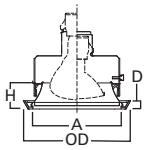

Dimensions**
A: 6" [152mm]
H: 4-1/4" [109mm]
D: 3/4" [20mm]
OD: 7-1/4" [185mm]

6255 Soft Square, Frost Curved Glass Lens, Self-flange

Showerlight

- Low profile curved frost glass lens
- Wet location Showerlight
- Torsion spring retention
- Integral adjustment up to 90° for precise alignment to room
- Non-conductive "dead-front" polymer (plastic) trim ring and glass lens
- Integral rotation adjustment up to +/–25° for precise alignment with room
- Integrated socket supporting reflector for even illumination across lens corner-to-corner

Housings		Max Lamp Compatibility
H7ICT	H7ICAT	
H7RICT	H7RICAT	29W A19, 39W PAR30S
E7ICAT	E7RICAT	

Compatible with Halogen, Incandescent, LED* or CFL* lamps

6255WH
Frost Curved Glass Lens with Reflector, White Plastic Self-flange

6255SN
Frost Curved Glass Lens with Reflector, Satin Nickel Plastic Self-flange

6255TBZ
Frost Curved Glass Lens with Reflector, Tuscan Bronze Plastic Self-flange

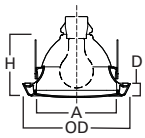

Dimensions**
A: 5-7/8" [149mm]
D: 1" [25mm]
H: 4-1/2" [114mm]
OD: 7-5/8" [194mm]

*UL1993 listed LED & CFL equivalent lamps permitted. Consult lamp manufacturer for conditions of use. Eaton does not warranty the lamp.

****Key: A:** Luminous Aperture, **H:** Height, **OD:** Trim Outside Diameter

Specifications, compliances and dimensions subject to change without notice

Open, Splay & Wall Wash

300 Open Trim with Fixed Socket Bracket

- Open trim for BR30 and PAR30 lamps
- Torsion spring retention
- Socket supporting internal bracket

Housings		Max Lamp Compatibility
H7ICT	H7ICAT	75W PAR30S, 75W PAR30L 65W BR30
H7RICT	H7RICAT	
E7ICAT	E7RICAT	**300P:** 75W PAR30S, 75W PAR30L, 65W BR30 **300SN, 300TBZ:** 60W PAR30S, 60W PAR30L, 50W BR30

Compatible with Halogen, Incandescent, LED* or CFL* lamps

300P
Socket Bracket with White Open Trim

300SN
Socket Bracket with Satin Nickel Open Trim

300TBZ
Socket Bracket with Tuscan Bronze Open Trim

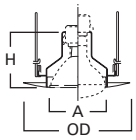

Dimensions**
A: 4-3/4" [122mm]
H: 4-3/4" [122mm]
OD: 7-1/4" [184mm]

327 White Splay Trim with Fixed Socket Bracket

- Splay trim for BR30 and PAR30 lamps
- Torsion spring retention
- Socket supporting internal bracket

Housings		Max Lamp Compatibility
H7ICT	H7ICAT	75W PAR30S, 75W PAR30L, 65W BR30
H7RICT	H7RICAT	
E7ICAT	E7RICAT	

Compatible with Halogen, Incandescent, LED* or CFL* lamps

327P
White Splay Trim with Socket Bracket

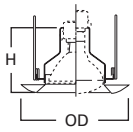

Dimensions**
H: 4-1/2" [114mm]
OD: 7-3/4" [197mm]

328 White Splay Trim

- Splay trim for BR30 and PAR30 lamps
- Coil spring retention

Housings		Max Lamp Compatibility
H7ICT	H7ICAT	50W PAR30S, 75W PAR30L 65W BR30, 75W R30
H7RICT	H7RICAT	
E7ICAT	E7RICAT	50W PAR30S, 75W PAR30L, 65W BR30

Compatible with Halogen, Incandescent, LED* or CFL* lamps

328P
White Splay Trim

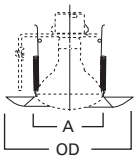

Dimensions**
H: 3-7/8" [98mm]
OD: 7-3/4" [197mm]

430 Wall Wash with Baffle & Full Reflector

- Black or white step baffle with full reflector
- Designed to spread light close to the ceiling to eliminate the "cave effect"
- Torsion spring retention
- Makes installation Air-Tite regardless of housing used

Housings		Max Lamp Compatibility
H7ICT	H7ICAT	40W A19
H7RICT	H7RICAT	
E7ICAT	E7RICAT	29W A19

Compatible with Halogen, Incandescent, LED* or CFL* lamps

430W
White Baffle, White Trim

430P
Black Baffle, White Trim

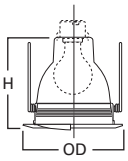

Dimensions**
H: 5" [127mm]
OD: 7-1/4" [184mm]

*UL1993 listed LED & CFL equivalent lamps permitted. Consult lamp manufacturer for conditions of use. Eaton does not warranty the lamp.

****Key: A:** Luminous Aperture, **H:** Height, **OD:** Trim Outside Diameter

E26 Screw Base Housing

H7UICAT

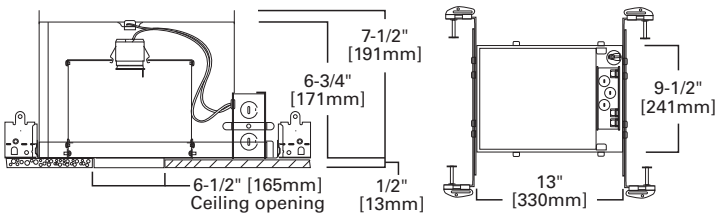

H7UICAT

6" IC, Air-Tite, New Construction Universal Housing, 120V

The H7UICAT universal housing is designed to support the use of higher wattage lamps than single wall housings (depending upon the trim). The H7 recessed housing is the standard in the industry for both light commercial and residential applications. H7 series features full-frame design, robust construction, feed-through listing, and Got Nail! bar hangers. A wide variety of trims allows a number of different lighting effects to be created with one basic housing. H7UICAT is for installations where the housing will be in direct contact with insulation,* and its Air-Tite design will also meet restricted air flow code requirements. May be retrofit with compatible Halo LED lighting systems.

Special Features

- Got Nail!™ bar hangers
- Pass-N-Thru™ bars
- Slide-N-Side™ junction box
- Quick Connect™ push wire nuts
- Air-Tite™ code compliant

Compatible Trims

30	171	378	4041	6109	6150
70	172	404	4261	6120	6160
71	173	419	6100	6121	6162
73	300	420	6101	6125	6215
74	310	424	6102	6126	6222
76	312	425	6103	6130	6230
78	328	426	6106	6145	6255
79	353	429	6107	6146	30SBAT
170	376	430	6108		

Trims for use in Halo listed housings

Select trims are classified for use in other housings, see www.eaton.com/lighting/legal

Features

Housing
- Double wall aluminum construction for greater heat dissipation, and support of higher wattage lamps
- The inner housing can be removed from plaster frame for junction box access
- Pre-installed Air-Tite ready ceiling contact gasket
- Designed for insulated ceilings in direct contact with insulation* (May also be installed in non-insulated ceilings)
- Sealed and gasketed for Air-Tite ready installation

Socket Plate
- Fixed socket position maintains consistent lamp position
- The socket can be detached from the inner housing for use with socket supporting trims

Plaster Frame
Housing adjusts in plaster frame 1-3/8" to accommodate different ceiling thicknesses. Galvanized steel construction. Plaster frame features include:
- Regressed locking screw for securing hanger bars
- Cutouts for easily crimping hanger bars in position
- Halo name embossed on plaster frame

Includes:
- Got Nail!™ bar hangers (Details Pg. 9)
- Pass-N-Thru™ bars (Details Pg. 7)
- Slide-N-Side™ junction box wire traps (Details Pg. 9)
- Quick Connect™ push wire nuts (Details Pg. 9)
- Air-Tite™ code compliant (Details Pg. 9)

Socket
- Porcelain socket with nickel plated brass screw shell
- Snap-in springs secure socket to socket plate, and may be detached when using socket supporting trims
- Overspray protector included

Thermal Protector
Self resetting thermal protector deactivates fixture if overheating occurs due to improper lamping or misapplied insulation

Trims
Halo Fit-All concept offers multiple trim options in a variety of design styles, and functional beam distributions to control beam angle and lumen delivery in accommodating various lamp types including Halogen, CFL and LED

Compliance
- cULus Listed 1598 luminaire
- cULus Listed damp location
- cULus Listed for wet location, covered ceiling, with select trims
- cULus Listed for feed through
- cULus Listed for direct contact with insulation and combustible material*
- Air-Tite code compliant. Certified under ASTM E283; not exceeding 2.0 cfm (0.944 L/s) air leakage rate tested at a 1.57 psf (75 Pa) pressure differential.
- RoHS compliant

*Not to be used in direct contact with spray foam insulation (Consult NEMA LSD57-2013)

Specifications, compliances and dimensions subject to change without notice

Reflectors

30 Reflector, Self-flange

- Self-flange reflector with torsion spring retention
- Accepts a wide range of lamps
- Makes installation Air-Tite regardless of housing used
- Socket supporting reflector

Housing	Max Lamp Compatibility
H7UICAT	100W A19, 75W PAR30S, 75W PAR30L, 100W PAR38, 85W BR30, 100W R30

Compatible with Halogen, Incandescent, LED* or CFL* lamps

30HAT
Haze Reflector, White Trim

30RGAT
Residential Gold Reflector, White Trim

30CAT
Clear Specular Reflector, White Trim

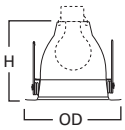

Dimensions**
H: 5" [127mm]
OD: 7-1/4" [184mm]

30SBAT Reflector, Self-flange

- Self-flange reflector with torsion spring retention
- Accepts a wide range of lamps
- Makes installation Air-Tite regardless of housing used
- Socket supporting reflector

Housing	Max Lamp Compatibility
H7UICAT	60W A19, 75W PAR30S, 75W PAR30L, 75W PAR38, 85W BR30, 100W R30

Compatible with Halogen, Incandescent, LED* or CFL* lamps

30SBAT
Specular Black Reflector & Trim

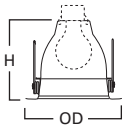

Dimensions**
H: 5" [127mm]
OD: 7-1/4" [184mm]

404 Specular Reflector

- Full reflector for use with A-lamps
- Friction clip retention on housing plaster ring
- Removable trim ring
- Accessories available: TRM6 designer trim rings, OT403 oversize trim ring
- Socket supporting reflector

Housing	Max Lamp Compatibility
H7UICAT	100W A19

Compatible with Halogen, Incandescent, LED* or CFL* lamps

404C
Clear Reflector, White Trim

404H
Haze Reflector, White Trim

404SN
Satin Nickel Reflector, Satin Nickel Trim

404TBZ
Tuscan Bronze Reflector, Tuscan Bronze Trim



Friction Clips install on housing plaster ring

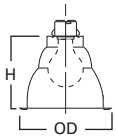

Dimensions**
H: 5" [127mm]
OD: 7-1/4" [184mm]

426 Reflector Cone

- Accepts a wide variety of lamps
- Coil spring retention
- Removable trim ring
- Accessories available: TRM6 designer trim rings, OT403 oversize trim ring

Housing	Max Lamp Compatibility
H7UICAT	75W PAR30S, 75W PAR30L, 100W PAR38, 85W BR30, 100W R30, 100W R40

Compatible with Halogen, Incandescent, LED* or CFL* lamps

426
Clear Specular Reflector Cone, White Trim

426MB
Black Specular Reflector Cone, White Trim

426H
Haze Reflector Cone, White Trim

426SN
Satin Nickel Reflector Cone, Satin Nickel Trim

426TBZ
Tuscan Bronze Reflector Cone, Tuscan Bronze Trim

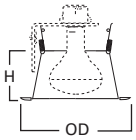

Dimensions**
H: 2-5/8" [67mm]
OD: 7-1/4" [184mm]

*UL1993 listed LED & CFL equivalent lamps permitted. Consult lamp manufacturer for conditions of use. Eaton does not warranty the lamp.

****Key: A:** Luminous Aperture, **H:** Height, **OD:** Trim Outside Diameter

E26 Screw Base Trims

IC Housing: H7UICAT

429 Dayform White Cone, Self-flange

- Contoured sides shield interior view of housing
- Removable trim ring
- Accessories available: TRM6 designer trim rings, OT403 oversize trim ring

Housing	Max Lamp Compatibility
H7UICAT	75W PAR30S, 75W PAR30L, 90W PAR38, 65W BR30, 90W BR40, 75W R30, 100W R40

Compatible with Halogen, Incandescent, LED* or CFL* lamps

429P
White Reflector, White Self-flange

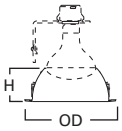

Dimensions**
H: 3" [76mm]
OD: 7-1/4" [184mm]

4041 White Reflector, Self-flange

- Self-flange reflector for use with A-lamps
- Friction clip retention on housing plaster ring
- Accessories available: OT403 oversize trim ring
- Socket supporting reflector

Housing	Max Lamp Compatibility
H7UICAT	100W A19

Compatible with Halogen, Incandescent, LED* or CFL* lamps

4041P
White Reflector, White Self-flange



Friction Clips install on housing plaster ring

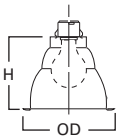

Dimensions**
H: 5-1/4" [133mm]
OD: 7-1/4" [184mm]

4261 White Reflector Cone, Self-flange

- Self-flange reflector cone for use with R and PAR lamps
- Coil spring retention

Housing	Max Lamp Compatibility
H7UICAT	75W PAR30S, 75W PAR30L, 100W PAR38, 85W BR30, 90W BR40, 100W R30, 100W R40

Compatible with Halogen, Incandescent, LED* or CFL* lamps

4261P
White Reflector, White Self-flange

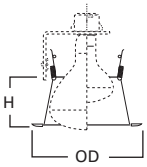

Dimensions**
H: 2-5/8" [67mm]
OD: 7-1/4" [184mm]

6106 Straight Reflector Cone, Self-flange

- Straight sides of cone reflector for large diameter BR40 and PAR38, as well as BR30 and PAR30 lamps
- Self-flange reflector cone
- Coil spring retention
- Slightly oversized ring expands coverage of ceiling gaps and cut-out errors

Housing	Max Lamp Compatibility
H7UICAT	75W PAR30S, 75W PAR30L, 90W PAR38, 65W BR30, 90W BR40

Compatible with Halogen, Incandescent, LED* or CFL* lamps

6106SC
Specular Clear Reflector, White Self-flange

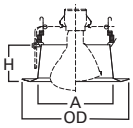

Dimensions**
A: 5-3/8" [137mm]
H: 2-5/8" [68mm]
OD: 7-3/4" [197mm]

6107 Tapered Reflector, Self-flange

- Self-flange reflector cone
- Contoured tapered sides of cone reflector for BR30 and PAR30 lamps
- Coil spring retention
- Self-flange trim ring sized to hide gaps caused by construction tolerances

Housing	Max Lamp Compatibility
H7UICAT	75W PAR30S, 75W PAR30L, 65W BR30

Compatible with Halogen, Incandescent, LED* or CFL* lamps

6107SC
Specular Clear Reflector, White Self-flange

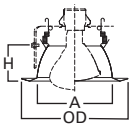

Dimensions**
A: 5-3/8" [137mm]
H: 2-5/8" [65mm]
OD: 7-3/4" [197mm]

*UL1993 listed LED & CFL equivalent lamps permitted. Consult lamp manufacturer for conditions of use. Eaton does not warranty the lamp.
****Key: A:** Luminous Aperture, **H:** Height, **OD:** Trim Outside Diameter

Specifications, compliances and dimensions subject to change without notice

6120 Full Cone Reflector, Self-flange

- Full cone reflector
- Torsion spring retention
- Socket supporting reflector
- Self-flange trim ring sized to hide gaps caused by construction tolerances
- Makes installation Air-Tite regardless of housing used

Housing	Max Lamp Compatibility
H7UICAT	72W A19, 75W PAR30S, 75W PAR30L, 85W BR30, 90W PAR38, 90W BR40

Compatible with Halogen, Incandescent, LED* or CFL* lamps

6120WH
White Reflector, White Self-flange

6120SN
Satin Nickel Reflector, Satin Nickel Self-flange

6120TBZ
Tuscan Bonze Reflector, Tuscan Bronze Self-flange

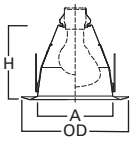

Dimensions**
A: 5-3/8" [137mm]
H: 5-3/8" [138mm]
OD: 7-3/4" [197mm]

6121 Shallow Full Cone Reflector, Self-flange

- Shallow full cone reflector
- Torsion spring retention
- Self-flange trim ring sized to hide gaps caused by construction tolerances

Housing	Max Lamp Compatibility
H7UICAT	72W A19, 75W PAR30S, 75W PAR30L, 85W BR30

Compatible with Halogen, Incandescent, LED* or CFL* lamps

6121WH
White Reflector, White Self-flange

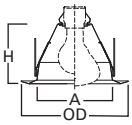

Dimensions**
A: 5-3/8" [137mm]
H: 4-3/8" [110mm]
OD: 7-3/4" [197mm]

Baffles

30 Baffle, Self-flange

- Self-flange metal baffle, with upper reflector
- Socket supporting baffle
- Torsion spring retention
- Accepts a wide range of lamps
- Makes installation Air-Tite regardless of housing used

Housing	Max Lamp Compatibility
H7UICAT	75W A19, 75W PAR30S, 75W PAR30L, 100W PAR38, 85W BR30, 100W R30

Compatible with Halogen, Incandescent, LED* or CFL* lamps

30WAT
White Baffle & Reflector, White Trim

30WATH
White Baffle & Clear Reflector, White Trim

30PAT
Black Baffle & Clear Reflector, White Trim

30SNAT
Satin Nickel Baffle & Reflector, Satin Nickel Trim

30TBZAT
Tuscan Bronze Baffle & Reflector, Tuscan Bronze Trim

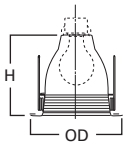

Dimensions**
H: 5" [127mm]
OD: 7-1/4" [184mm]

310 Coilex® Baffle

- Black or white phenolic Coilex baffle with white metal trim ring
- Removable trim ring
- Accessories available: TRM6 designer trim rings, OT403 oversize trim ring
- Coil spring retention

Housing	Max Lamp Compatibility
H7UICAT	75W PAR30S, 75W PAR30L, 90W PAR38, 65W BR30, 90W BR40, 75W R30, 100W R40

Compatible with Halogen, Incandescent, LED* or CFL* lamps

310W
White Coilex Baffle, White Trim

310P
Black Coilex Baffle, White Trim

310SN
Satin Nickel Coilex Baffle, Satin Nickel Trim

310TBZ
Tuscan Bronze Coilex Baffle, Tuscan Bronze Trim

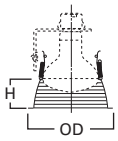

Dimensions**
H: 3-1/16" [78mm]
OD: 7-1/4" [184mm]

*UL1993 listed LED & CFL equivalent lamps permitted. Consult lamp manufacturer for conditions of use. Eaton does not warranty the lamp.

****Key: A:** Luminous Aperture, **H:** Height, **OD:** Trim Outside Diameter

E26 Screw Base Trims

IC Housing: H7UICAT

312 Coilex® Baffle

- Black or white phenolic Coilex baffle with white metal trim ring
- Contoured, tapered sides of 312 baffle features smaller lamp opening to conceal interior view of housing when used with PAR lamps
- Removable trim ring
- Accessories available: TRM6 designer trim rings, OT403 oversize trim ring
- Coil spring retention

Housing	Max Lamp Compatibility
H7UICAT	75W PAR30L, 65W BR30, 75W R30

Compatible with Halogen, Incandescent, LED* or CFL* lamps

312W
White Baffle, White Trim

312P
Black Baffle, White Trim

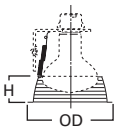

Dimensions**
H: 2-1/4" [57mm]
OD: 7-1/4" [184mm]

353 Metal Baffle

- Metallic finish trim rings and baffles
- Coil spring retention
- Removable trim ring

Housing	Max Lamp Compatibility
H7UICAT	75W PAR30S, 75W PAR30L, 90W PAR38, 65W BR30, 90W BR40, 75W R30, 100W R40

Compatible with Halogen, Incandescent, LED* or CFL* lamps

353SN
Satin Nickel Baffle,
Satin Nickel Trim

353TBZ
Tuscan Bronze Baffle,
Tuscan Bronze Trim

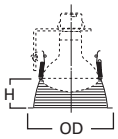

Dimensions**
H: 3" [76mm]
OD: 7-1/4" [184mm]

6100 Tapered Metal Baffle with (2) Trim Rings

- Contoured tapered sides of metal baffle for BR30 and PAR30 lamps
- Two plastic removable trim rings included narrow 7.25" OD and wide oversized 8.00" OD
- Coil spring retention

Housing	Max Lamp Compatibility
H7UICAT	75W PAR30S, 75W PAR30L, 65W BR30, 90W BR40

Compatible with Halogen, Incandescent, LED* or CFL* lamps

6100WB
White Baffle, Narrow & Wide
White Trims (Included)

6100BB
Black Baffle, Narrow & Wide
White Trims (Included)

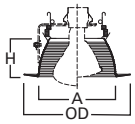

Dimensions**
A: 5-3/4" [148mm]
H: 2-7/8" [74mm]
OD: 7-1/4" [184mm] Narrow
OD: 8" [203mm] Wide

6101 Straight Metal Baffle with (2) Trim Rings

- Straight sides of metal baffle for large diameter lamps
- Two plastic removable trim rings included narrow 7.25" OD and wide 8.00" OD
- Coil spring retention

Housing	Max Lamp Compatibility
H7UICAT	75W PAR30S, 75W PAR30L, 90W PAR38, 65W BR30, 90W BR40

Compatible with Halogen, Incandescent, LED* or CFL* lamps

6101WB
White Baffle, Narrow & Wide
White Trim (Included)



6101BB
Black Baffle, Narrow & Wide
White Trim (Included)

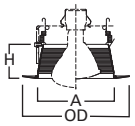

Dimensions**
A: 5-5/8" [144mm]
H: 2-5/8" [66mm]
OD: 7-1/8" [184mm] Narrow
OD: 8" [203mm] Wide

*UL1993 listed LED & CFL equivalent lamps permitted. Consult lamp manufacturer for conditions of use. Eaton does not warranty the lamp.
****Key: A:** Luminous Aperture, **H:** Height, **OD:** Trim Outside Diameter

Specifications, compliances and dimensions subject to change without notice

6102 Tapered Metal Baffle, Self-flange

- Contoured tapered sides of metal baffle
- Coil spring retention
- Self-flange trim ring sized to hide gaps caused by construction tolerances

Housing	Max Lamp Compatibility
H7UICAT	75W PAR30S, 75W PAR30L, 65W BR30, 90W BR40

Compatible with Halogen, Incandescent, LED* or CFL* lamps

6102WB
White Baffle, White Self-flange

6102BB
Black Baffle, White Self-flange

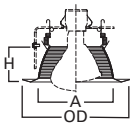

Dimensions**
A: 5-3/8" [137mm]
H: 2-5/8" [65mm]
OD: 7-3/4" [197mm]

6103 Straight Metal Baffle, Self-flange

- Straight sides of metal baffle for large diameter lamps
- Coil spring retention
- Self-flange trim ring sized to hide gaps caused by construction tolerances

Housing	Max Lamp Compatibility
H7UICAT	75W PAR30S, 75W PAR30L, 90W PAR38, 65W BR30, 90W BR40

Compatible with Halogen, Incandescent, LED* or CFL* lamps

6103WB
White Baffle, White Self-flange

6103BB
Black Baffle, White Self-flange

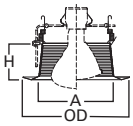

Dimensions**
A: 5-3/8" [137mm]
H: 2-5/8" [68mm]
OD: 7-3/4" [197mm]

6108 Coilex® Straight Plastic Baffle, Self-flange

- Straight sides of Coilex baffle for large diameter BR30 and PAR30 lamps
- Coil spring retention
- Self-flange trim ring sized to hide gaps caused by construction tolerances

Housing	Max Lamp Compatibility
H7UICAT	60W PAR30S, 75W PAR30L, 90W PAR38, 65W BR30, 70W BR40

Compatible with Halogen, Incandescent, LED* or CFL* lamps

6108WB
White Plastic Straight Coilex Baffle, White Self-flange

6108BB
Black Plastic Straight Coilex Baffle, White Self-flange

6108BKBB
Black Plastic Straight Coilex Baffle, Black Self-flange

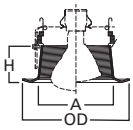

Dimensions**
A: 5-3/8" [137mm]
H: 2-5/8" [68mm]
OD: 7-3/4" [197mm]

6109 Coilex® Tapered Baffle, Self-flange

- Contoured tapered sides of Coilex baffle for BR30 and PAR30 lamps
- Coil spring retention
- Self-flange trim ring sized to hide gaps caused by construction tolerances

Housing	Max Lamp Compatibility
H7UICAT	50W PAR30S, 75W PAR30L, 45W PAR38, 65W BR30, 85W BR40

Compatible with Halogen, Incandescent, LED* or CFL* lamps

6109WB
White Plastic Tapered Coilex Baffle, White Self-flange

6109BB
Black Plastic Tapered Coilex Baffle, White Self-flange

6109BKBB
Black Plastic Tapered Coilex Baffle, Black Self-flange

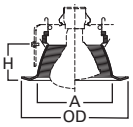

Dimensions**
A: 5-3/8" [137mm]
H: 2-5/8" [65mm]
OD: 7-3/4" [197mm]

6125 Full Cone Baffle, Self-flange

- Full cone baffle
- Torsion spring retention
- Socket supporting baffle
- Self-flange trim ring sized to hide gaps caused by construction tolerances

Housing	Max Lamp Compatibility
H7UICAT	72W A19, 75W PAR30S, 75W PAR30L, 85W BR30, 90W PAR38, 90W BR40

Compatible with Halogen, Incandescent, LED* or CFL* lamps

6125WB
White Baffle, White Self-flange

6125BB
Black Baffle, White Self-flange

6125BKBB
Black Baffle, Black Self-flange

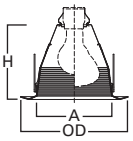

Dimensions**
A: 5-3/8" [137mm]
H: 5-3/8" [138mm]
OD: 7-3/4" [197mm]

*UL1993 listed LED & CFL equivalent lamps permitted. Consult lamp manufacturer for conditions of use. Eaton does not warranty the lamp.

****Key: A:** Luminous Aperture, **H:** Height, **OD:** Trim Outside Diameter

E26 Screw Base Trims

IC Housing: H7UICAT

6126 Shallow Full Cone Baffle, Self-flange

- Shallow full cone baffle for A19 and PAR30 lamps
- Torsion spring retention
- Socket supporting baffle
- Self-flange trim ring sized to hide gaps caused by construction tolerances

Housing	Max Lamp Compatibility
H7UICAT	72W A19, 75W PAR30S, 75W PAR30L, 85W BR30

Compatible with Halogen, Incandescent, LED* or CFL* lamps

6126WB
White Baffle, White Self-flange

6126BB
Black Baffle, White Self-flange

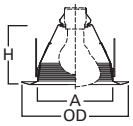

Dimensions**
A: 5-3/8" [137mm]
H: 4-3/8" [110mm]
OD: 7-3/4" [197mm]

Adjustable – Eyeballs & Gimbals

74 Eyeball 30° Tilt, Self-flange

- Provides optimum position for PAR30S lamps
- Torsion spring retention
- Socket supporting eyeball

Housing	Max Lamp Compatibility
H7UICAT	75W PAR30

Compatible with Halogen, Incandescent, LED* or CFL* lamps

74P
White Eyeball, White Trim

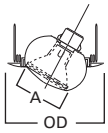

Dimensions**
A: 3-7/8" [98mm]
OD: 8" [203mm]

76 Gimbal 30° Tilt, Self-flange

- For use with PAR38 lamps
- 30° tilt
- Torsion spring retention

Housing	Max Lamp Compatibility
H7UICAT	45W PAR38 (Side prong lamp recommended)

Compatible with Halogen, Incandescent, LED* or CFL* lamps

76P
White Gimbal, White Trim



Dimensions**
OD: 8" [203mm]

78 Eyeball 30° Tilt, Self-flange

- 30° tilt, 360° rotation
- Torsion spring retention
- Wide choice of finishes for any decor
- Socket supporting eyeball
- 78PAT makes installation Air-Tite regardless of housing used

Housing	Max Lamp Compatibility
H7UICAT	75W PAR30S, 75W PAR30L, 85W BR30, 100W R30

Compatible with Halogen, Incandescent, LED* or CFL* lamps

78P
White Eyeball, White Trim

78PAT
White Eyeball, White Trim

78SN
Satin Nickel Eyeball, Satin Nickel Trim

78TBZ
Tuscan Bronze Eyeball, Tuscan Bronze Trim

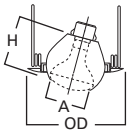

Dimensions**
A: 4" [100mm]
H: 4-1/8" [105mm]
OD: 8" [203mm]

376 Regressed Gimbal 30° Tilt, Self-flange

- 30° tilt
- Regressed gimbal with baffle
- Torsion spring retention
- Socket supporting gimbal

Housing	Max Lamp Compatibility
H7UICAT	75W PAR30

Compatible with Halogen, Incandescent, LED* or CFL* lamps

376W
White Baffle, White Trim

376P
Black Baffle, White Trim

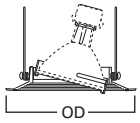

Dimensions**
OD: 7-1/4" [184mm]

*UL1993 listed LED & CFL equivalent lamps permitted. Consult lamp manufacturer for conditions of use. Eaton does not warranty the lamp.
****Key: A:** Luminous Aperture, **H:** Height, **OD:** Trim Outside Diameter

Specifications, compliances and dimensions subject to change without notice

378 Regressed Gimbal with Splay 25° Tilt, Self-flange

- 25° tilt
- Regressed gimbal with splay trim
- Removable trim ring
- Accessories available: TRM6 designer trim rings, OT403 oversize trim ring
- Friction clips on trim
- Socket supporting gimbal

Housing	Max Lamp Compatibility
H7UICAT	75W PAR30

Compatible with Halogen, Incandescent, LED* or CFL* lamps

378P
White Splay, White Trim

378
Specular Clear Splay, White Trim



Friction Clips on Trim

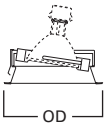

Dimensions**
OD: 7-1/4" [184mm]

419 Regressed Eyeball with Splay 25° Tilt

- Regressed eyeball for use with splay
- 25° Tilt, 358° rotation
- Accessories available: TRM6 designer trim rings, OT403 oversize trim ring
- Removable trim ring
- Socket supporting trim

Housing	Max Lamp Compatibility
H7UICAT	75W PAR30

Compatible with Halogen, Incandescent, LED* or CFL* lamps

419P
White Eyeball & Splay, White Trim

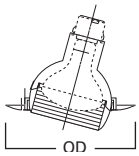

Dimensions**
OD: 7-1/4" [184mm]

420 Regressed Eyeball 30° Tilt, Self-flange

- Regressed eyeball with baffle
- Removable trim ring
- Accessories available: TRM6 designer trim rings, OT403 oversize trim ring
- Socket supporting eyeball

Housing	Max Lamp Compatibility
H7UICAT	75W PAR30S, 75W PAR30L, 65W BR30

Compatible with Halogen, Incandescent, LED* or CFL* lamps

420W
White Eyeball & Baffle, White Trim

420P
White Eyeball & Black Baffle, White Trim

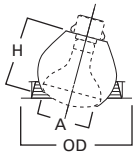

Dimensions**
A: 4" [100mm]
H: 4" [102mm]
OD: 7-1/4" [184mm]

6130 Eyeball 35° Tilt, Self-flange

- 35° tilt, 360° rotation
- Adjustable eyeball trim for BR30 and PAR30 lamps
- Torsion spring retention
- Socket supporting eyeball
- Self-flange trim ring sized to hide gaps caused by construction tolerances

Housing	Max Lamp Compatibility
H7UICAT	75W PAR30S, 75W PAR30L, 65W BR30

Compatible with Halogen, Incandescent, LED* or CFL* lamps

6130WH
White Eyeball, White Self-flange

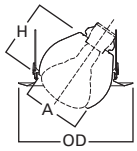

Dimensions**
A: 3-7/8" [100mm]
H: 3-7/8" [100mm]
OD: 7-3/4" [197mm]

6215 Double Gimbal 30°-50° Tilt, Self-flange

- 30°-50° tilt, 360° rotation
- 50° tilt with double gimbal design using compound angles
- Double gimbal for PAR30 lamps
- Torsion spring retention
- Shallow housings are compatible with PAR30 short-neck lamps
- Socket supporting gimbal
- Self-flange trim ring sized to hide gaps caused by construction tolerances

Housing	Max Lamp Compatibility
H7UICAT	75W PAR30S, 75W PAR30L

Compatible with Halogen, Incandescent, LED* or CFL* lamps

6215WH
White Gimbal, White Self-flange

6215BK
Black Gimbal, Black Self-flange

6215SN
Satin Nickel Gimbal, Satin Nickel Self-flange

6215TBZ
Tuscan Bronze Gimbal, Tuscan Bronze Self-flange

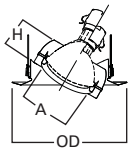

Dimensions**
A: 3-3/8" [84mm]
H: 2" [51mm]
OD: 7-3/4" [197mm]

*UL1993 listed LED & CFL equivalent lamps permitted. Consult lamp manufacturer for conditions of use. Eaton does not warranty the lamp.

****Key: A:** Luminous Aperture, **H:** Height, **OD:** Trim Outside Diameter

E26 Screw Base Trims

IC Housing: H7UICAT

6222 Regressed Angle Cut Adjustable Gimbal, 45° Tilt, Self-flange

- 45° tilt, 360° rotation
- Fully regressed gimbal – self-flange ring
- Torsion spring retention
- Socket supporting gimbal
- Reflector and baffle options
- Accommodates tilt of gimbal in a full regressed cut cone
- Self-flange trim ring sized to hide gaps caused by construction tolerances

Housing	Max Lamp Compatibility
H7UICAT	60W PAR30S, 75W PAR30L

Compatible with Halogen, Incandescent, LED* or CFL* lamps

6222WB
White Baffle,
White Trim

6222BB
Black Baffle,
White Trim

6222SC
Specular Clear Reflector
White Trim

6222H
Haze Reflector,
White Trim

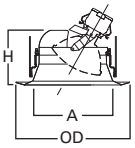

Dimensions**
A: 3-3/4" [95mm]
H: 5-3/8" [137mm]
OD: 7-3/4" [197mm]

Lenses & Wet Location Showerlights

70 Albalite Glass Lens

- White trim, glass Albalite lens
- PS version features "dead-front" construction and is wet location listed for use in showers
- PS version features non-conductive, non-corrosive polymer (plastic) trim ring
- Torsion spring retention

Housing	Max Lamp Compatibility
H7UICAT	40W A19

Compatible with Halogen, Incandescent, LED* or CFL* lamps

70P
Albalite Glass Lens,
White Trim

70PS
Albalite Glass Lens,
White Polymer Trim,
Wet Location
Showerlight

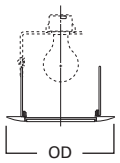

Dimensions**
OD: 8" [203mm]

71 Drop Opal Glass Lens

- White trim, drop opal glass lens
- PS version features "dead-front" construction and is wet location listed for use in showers
- PS version features non-conductive, non-corrosive polymer (plastic) trim ring
- Torsion spring retention

Housing	Max Lamp Compatibility
H7UICAT	40W A19

Compatible with Halogen, Incandescent, LED* or CFL* lamps

71P
Drop Opal Glass Lens,
White Trim

71PS
Drop Opal Glass Lens,
White Polymer Trim,
Wet Location
Showerlight

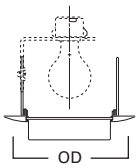

Dimensions**
OD: 8" [203mm]

73 Fresnel Glass Lens

- White trim with glass Fresnel lens
- PS version features "dead-front" construction and is wet location listed for use in showers
- PS version features non-conductive, non-corrosive polymer (plastic) trim ring
- Torsion spring retention

Housing	Max Lamp Compatibility
H7UICAT	40W A19

Compatible with Halogen, Incandescent, LED* or CFL* lamps

73P
Fresnel Glass Lens,
White Trim

73PS
Fresnel Glass Lens,
White Polymer Trim,
Wet Location
Showerlight

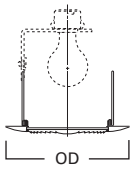

Dimensions**
OD: 8" [203mm]

*UL1993 listed LED & CFL equivalent lamps permitted. Consult lamp manufacturer for conditions of use. Eaton does not warranty the lamp.
****Key: A:** Luminous Aperture, **H:** Height, **OD:** Trim Outside Diameter

Specifications, compliances and dimensions subject to change without notice

170 Albalite Lens with Reflector

- White trim with Albalite glass lens
- PS version features non-conductive, non-corrosive gasketed polymer (plastic) trim ring
- PS version is "dead-front" construction and is wet location listed for use in showers
- Torsion spring retention
- PS version is Air-Tite; making any installation Air-Tite

Housing	Max Lamp Compatibility
H7UICAT	40W A19

Compatible with Halogen, Incandescent, LED* or CFL* lamps

170P
Albalite Lens, White Trim

170PS
Albalite Lens, Polymer White Trim

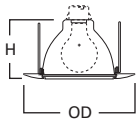

Dimensions**
H: 4" [102mm]
OD: 8" [203mm]

171 Drop Opal Glass Lens with Reflector

- White trim with drop opal glass lens
- PS version features non-conductive, non-corrosive gasketed polymer (plastic) trim ring
- PS version is "dead-front" construction and is wet location listed for use in showers
- Torsion spring retention
- PS version is Air-Tite; making any installation Air-Tite

Housing	Max Lamp Compatibility
H7UICAT	60W A19

Compatible with Halogen, Incandescent, LED* or CFL* lamps

171P
Drop Opal Lens, White Trim

171PS
Drop Opal Lens, White Polymer Trim

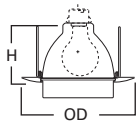

Dimensions**
H: 4" [102mm]
OD: 8" [203mm]

172 Dome Glass Lens with Reflector

- Frosted glass dome
- Wet location listed for use in showers
- Non-conductive, non-corrosive gasketed polymer (plastic) trim ring
- Torsion spring retention
- Air-Tite trim makes any installation Air-Tite

Housing	Max Lamp Compatibility
H7UICAT	75W A19, 75W PAR30

Compatible with Halogen, Incandescent, LED* or CFL* lamps

172PS
Frosted Glass Dome,
White Polymer Trim

172SNS
Frosted Glass Dome,
Satin Nickel Polymer Trim

172TBZS
Frosted Glass Dome,
Tuscan Bronze Polymer Trim

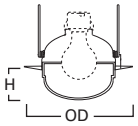

Dimensions**
H: 2-1/8" [54mm]
OD: 7-3/4" [197mm]

173 Fresnel Lens with Reflector

- White trim with glass Fresnel lens
- PS version features non-conductive, non-corrosive gasketed polymer (plastic) trim ring
- PS version is "dead-front" construction and is wet location listed for use in showers
- Torsion spring retention
- PS version is Air-Tite; making any installation Air-Tite

Housing	Max Lamp Compatibility
H7UICAT	60W A19

Compatible with Halogen, Incandescent, LED* or CFL* lamps

173P
Fresnel Lens, White Trim

173PS
Fresnel Lens, White Polymer Trim

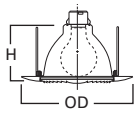

Dimensions**
H: 4" [102mm]
OD: 8" [203mm]

*UL1993 listed LED & CFL equivalent lamps permitted. Consult lamp manufacturer for conditions of use. Eaton does not warranty the lamp.

****Key: A:** Luminous Aperture, **H:** Height, **OD:** Trim Outside Diameter

E26 Screw Base Trims

IC Housing: H7UICAT

6145 Open Wet Location, Shallow Reflector, Self-flange

Showerlight

- Open wet location shallow Showerlight for PAR30 and PAR38 outdoor rated lamps ONLY
- Torsion spring retention
- Socket supporting cone
- Self-flange trim ring sized to hide gaps caused by construction tolerances

Housing	Max Lamp Compatibility
H7UICAT	75W PAR30S, 75W PAR30L, 90W PAR38

Compatible with Halogen, Incandescent, LED* or CFL* lamps

6145WH
White Shallow Reflector, White Self-flange

6145SN
Satin Nickel Shallow Reflector, Satin Nickel Self-flange

6145TBZ
Tuscan Bronze Shallow Reflector, Tuscan Bronze Self-flange

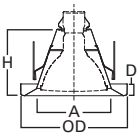

Dimensions**
A: 5-3/8" [136mm]
D: 7/8 [22mm]
H: 4-7/8" [123mm]
OD: 7-3/4" [197mm]

Outdoor Rated Lamp ONLY (Purchase Separately)

Lamp Gasket
(Included)

6146 Open Wet Location, Full Reflector Self-flange

Showerlight

- Open wet location Showerlight for PAR30 and PAR38 outdoor rated lamps ONLY
- Torsion spring retention
- Socket supporting cone
- Self-flange trim ring sized to hide gaps caused by construction tolerances

Housing	Max Lamp Compatibility
H7UICAT	75W PAR30S, 75W PAR30L, 90W PAR38

Compatible with Halogen, Incandescent, LED* or CFL* lamps

6146WH
White Reflector, White Self-flange

6146SN
Satin Nickel Reflector, Satin Nickel Self-flange

6146TBZ
Tuscan Bronze Reflector, Tuscan Bronze Self-flange

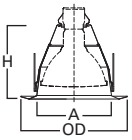

Dimensions**
A: 5-3/8" [137mm]
H: 5-3/8" [138mm]
OD: 7-3/4" [197mm]

Outdoor Rated Lamp ONLY (Purchase Separately)

Lamp Gasket
(Included)

6150 Low Profile, Frosted Glass Dome Lens, Self-flange

Showerlight

- Low profile, frosted glass dome lens
- Wet location Showerlight
- Torsion spring retention
- Non-conductive "dead-front" polymer (plastic) trim ring and glass lens
- Socket supporting internal reflector
- Self-flange trim ring sized to hide gaps caused by construction tolerances

Housing	Max Lamp Compatibility
H7UICAT	43W A19, 50W PAR30S

Compatible with Halogen, Incandescent, LED* or CFL* lamps

6150WH
Frosted Glass Dome Lens with Reflector, White Plastic Self-flange

6150SN
Frosted Glass Dome Lens with Reflector, Satin Nickel Plastic Self-flange

6150TBZ
Frosted Glass Dome Lens with Reflector, Tuscan Bronze Plastic Self-flange

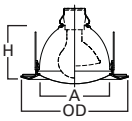

Dimensions**
A: 5-1/8" [130mm]
H: 4-1/5" [107mm]
OD: 7-3/4" [197mm]

6160 Drop White Plastic Lens, Self-flange

Showerlight

- Wet location Showerlight
- Non-conductive "dead-front" polymer (plastic) trim and lens
- Torsion spring retention

Housing	Max Lamp Compatibility
H7UICAT	29W A19, 39W PAR30S

Compatible with Halogen, Incandescent, LED* or CFL* lamps

6160WH
Drop White Plastic Lens, White Plastic Self-flange

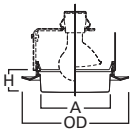

Dimensions**
A: 5-1/8" [130mm]
H: 1-5/8" [41mm]
OD: 7-3/4" [197mm]

*UL1993 listed LED & CFL equivalent lamps permitted. Consult lamp manufacturer for conditions of use. Eaton does not warranty the lamp.

****Key: A:** Luminous Aperture, **H:** Height, **OD:** Trim Outside Diameter

Specifications, compliances and dimensions subject to change without notice

6162 Drop Opal Plastic Lens, Self-flange

Showerlight

- Wet location Showerlight
- Non-conductive "dead-front" polymer (plastic) trim and lens
- Torsion spring retention
- Socket supporting internal reflector
- Self-flange trim ring sized to hide gaps caused by construction tolerances

Housing	Max Lamp Compatibility
H7UICAT	29W A19

Compatible with Halogen, Incandescent, LED* or CFL* lamps

6162WH
Drop Opal Plastic Lens with Reflector, Frosted Plastic Self-flange

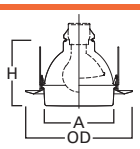

Dimensions**
A: 5-1/8" [130mm]
H: 4-3/4" [122mm]
OD: 7-3/4" [197mm]

6230 Squircle Frost Glass Lens, Metal Trim, Self-flange

Showerlight

- Low profile frost glass lens
- Wet location Showerlight
- Torsion spring retention
- Self-flange low profile metal trim ring
- Socket supporting internal bracket
- Integral rotation adjustment up to +/– 25° for precise alignment with room

Housing	Max Lamp Compatibility
H7UICAT	43W A19, 39W PAR30S

Compatible with Halogen, Incandescent, LED* or CFL* lamps

6230AH
Frost Glass Lens, Aluminum Haze Squircle Trim

6230PN
Frost Glass Lens, Polished Nickel Squircle Trim

6230SN
Frost Glass Lens, Satin Nickel Squircle Trim

6230TBZ
Frost Glass Lens, Tuscan Bronze Squircle Trim

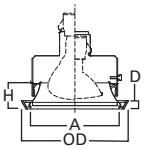

Dimensions**
A: 6" [152mm]
H: 4-1/4" [109mm]
D: 3/4" [20mm]
OD: 7-1/4" [185mm]

6255 Soft Square, Frost Curved Glass Lens, Self-flange

- Low profile curved frost glass lens
- Wet location Showerlight for A19 lamps
- Torsion spring retention
- Integral adjustment up to 90° for precise alignment to room
- Non-conductive "dead-front" polymer (plastic) trim ring and glass lens
- Integral rotation adjustment up to +/–25° for precise alignment with room
- Integrated socket supporting reflector for even illumination across lens corner-to-corner

Housing	Max Lamp Compatibility
H7UICAT	43W A19, 39W PAR30S

Compatible with Halogen, Incandescent, LED* or CFL* lamps

6255WH
Frost Curved Glass Lens with Reflector, White Plastic Self-flange

6255SN
Frost Curved Glass Lens with Reflector, Satin Nickel Plastic Self-flange

6255TBZ
Frost Curved Glass Lens with Reflector, Tuscan Bronze Plastic Self-flange

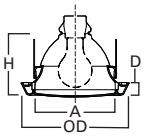

Dimensions**
A: 5-7/8" [149mm]
D: 1" [25mm]
H: 4-1/2" [114mm]
OD: 7-5/8" [194mm]

Open, Splay & Wall Wash

79 Pinhole Trim

- 1-7/8" open pinhole for R20 lamp
- Torsion spring retention

Housing	Max Lamp Compatibility
H7UICAT	50W PAR30

Compatible with Halogen, Incandescent, LED* or CFL* lamps

79
Pinhole Trim

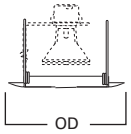

Dimensions**
OD: 8" [203mm]

*UL1993 listed LED & CFL equivalent lamps permitted. Consult lamp manufacturer for conditions of use. Eaton does not warranty the lamp.
****Key: A:** Luminous Aperture, **H:** Height, **OD:** Trim Outside Diameter

E26 Screw Base Trims

IC Housing: H7UICAT

300 Open Trim with Fixed Socket Bracket

- Open trim for BR30 and PAR30 lamps
- Torsion spring retention
- Socket supporting internal bracket

Housing	Max Lamp Compatibility
H7UICAT	75W PAR30S, 75W PAR30L, 85W BR30, 100W R30

Compatible with Halogen, Incandescent, LED* or CFL* lamps

300P
Socket Bracket with White Open Trim

300SN
Socket Bracket with Satin Nickel Open Trim

300TBZ
Socket Bracket with Tuscan Bronze Open Trim

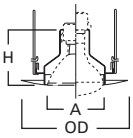

Dimensions**
A: 4-3/4" [122mm]
H: 4-3/4" [122mm]
OD: 7-1/4" [184mm]

328 White Splay Trim

- Splay trim for BR30 and PAR30 lamps
- Coil spring retention

Housing	Max Lamp Compatibility
H7UICAT	75W PAR30S, 75W PAR30L, 65W BR30, 75W R30

Compatible with Halogen, Incandescent, LED* or CFL* lamps

328P
White Splay Trim

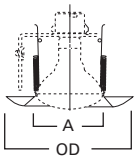

Dimensions**
A: 3-7/8" [98mm]
OD: 7-3/4" [197mm]

424 Open Wall Wash / Reflector Downlight

- Designed to spread light on cabinets or wall close to ceiling and provide downlighting on counters

Housing	Max Lamp Compatibility
H7UICAT	60W A19

Compatible with Halogen, Incandescent, LED* or CFL* lamps

424P
Open Wall Wash and Downlight, White Trim

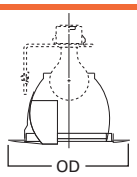

Dimensions**
OD: 7-1/4" [184mm]

425 Wall Wash with Coilex® Baffle and Scoop Reflector

- Black or white Phenolic Coilex® baffle with scoop reflector
- Designated to spread light close to ceiling
- Coil spring retention

Housing	Max Lamp Compatibility
H7UICAT	50W R30

Compatible with Halogen, Incandescent, LED* or CFL* lamps

425W
White Baffle, White Trim

425P
Black Baffle, White Trim

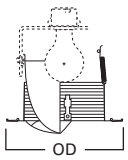

Dimensions**
OD: 7-1/4" [184mm]

430 Wall Wash with Baffle & Full Reflector

- Black or white step baffle with full reflector
- Designed to spread light close to the ceiling to eliminate the "cave effect"
- Torsion spring retention
- Makes installation Air-Tite regardless of housing used

Housing	Max Lamp Compatibility
H7UICAT	60W A19, 50W TB19, 60W BT15, 60W MB19

Compatible with Halogen, Incandescent, LED* or CFL* lamps

430W
White Baffle, White Trim

430P
Black Baffle, White Trim

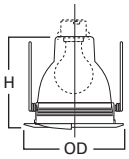

Dimensions**
H: 5" [127mm]
OD: 7-1/4" [184mm]

Specifications, compliances and dimensions subject to change without notice

E26 Screw Base IC Housing - No Socket Bracket

H7ICTNB

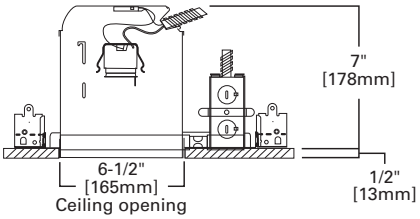

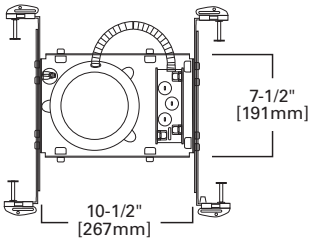

H7ICTNB

6" IC, New Construction Housing, No Socket Bracket, 120V

The H7 recessed housing is the standard in the industry for both light commercial and residential applications. H7 series features full-frame design, robust construction, feed-through listing, Got Nail! bar hangers; and may support use of higher wattage lamps. A wide variety of trims allows a number of different lighting effects to be created with one basic housing. H7ICTNB is for installations where the housing will be in direct contact with insulation*. May be retrofit with compatible Halo LED lighting systems.

The H7ICTNB can save installation time. It is designed without a socket plate for use with socket supporting trims only. With these trims there is no need to spend time removing the socket plate and the fixed lamp position of socket supporting trims saves on lamp adjustment time too. H7ICTNB may be converted into Air-Tite installation when used with Air-Tite trims.

Special Features

Got Nail!™ bar hangers
q-Channel bars with Pass-N-Thru™
Slide-N-Side™ junction box
Quick Connect™ push wire nuts

Compatible Socket Supporting Trims

30◊	172◊	404	6120	6145	6215
74	173◊	420	6121	6146	6222
76	300	430◊	6125	6150	6230
78◊	327	478	6126	6162	6255
170◊	376	4041	6130	6170	30SBAT◊
171◊	378				

Trims for use in Halo listed housings

Select trims are classified for use in other housings, see www.eaton.com/lighting/legal

◊ Air-Tite trims can make the H7ICTNB installation ASTM E283 compliant

Features

Housing
- Single wall aluminum housing
- Aluminum construction for greater heat dissipation
- Housing can be removed from the plaster frame for junction box access
- Designed for insulated ceilings in direct contact with insulation* (May also be installed in non-insulated ceilings)

Plaster Frame
- Housing adjusts in plaster frame to accommodate up to 1" ceiling thickness
- Galvanized steel construction
- Plaster frame features include:
  - Regressed locking screw for securing hanger bars
  - Cutouts for easily crimping hanger bars in position
  - Halo name embossed on plaster frame
  - The housing may be removed from plaster frame to provide access to the junction box

Includes:
- Got Nail!™ bar hangers (Details Pg. 9)
- q-Channel bars with Pass-N-Thru™ (Details Pg. 9)
- Slide-N-Side™ junction box wire traps (Details Pg. 9)
- Quick Connect™ push wire nuts (Details Pg. 9)

Socket
- Porcelain socket with nickel plated brass screw shell
- Snap-in springs secure socket to socket plate, and may be detached when using socket supporting trims
- Overspray protector included

Thermal Protector
Self resetting thermal protector deactivates fixture if overheating occurs due to improper lamping or misapplied insulation

Trims
Halo Fit-All concept offers multiple trim options in a variety of design styles, and functional beam distributions to control beam angle and lumen delivery in accommodating various lamp types including Halogen, CFL and LED

Compliance
- cULus Listed 1598 luminaire
- cULus Listed damp location
- cULus Listed for wet location, covered ceiling, with select trims
- cULus Listed for feed through
- cULus Listed for direct contact with insulation and combustible material*
- RoHS compliant

*Not to be used in direct contact with spray foam insulation (Consult NEMA LSD57-2013)

E26 Screw Base IC Housing - No Socket Bracket

H7ICATNB

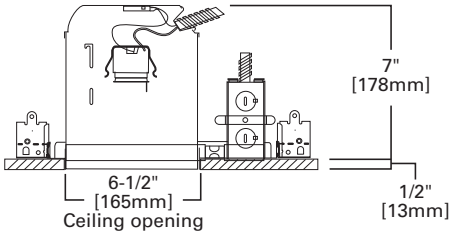

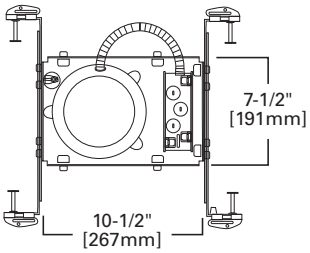

H7ICATNB

6" IC, Air-Tite, New Construction Housing, No Socket Bracket, 120V

The H7 recessed housing is the standard in the industry for both light commercial and residential applications. H7 series features full-frame design, robust construction, feed-through listing, Got Nail! bar hangers; and may support use of higher wattage lamps. A wide variety of trims allows a number of different lighting effects to be created with one basic housing. H7ICATNB is for installations where the housing will be in direct contact with insulation*, and its Air-Tite design will also meet restricted air flow code requirements. May be retrofit with compatible Halo LED lighting systems.

The H7ICATNB can save installation time. It is designed without a socket plate for use with socket supporting trims only. With these trims there is no need to spend time removing the socket plate and the fixed lamp position of socket supporting trims saves on lamp adjustment time too.

Special Features

Got Nail!™ bar hangers
q-Channel bars with Pass-N-Thru™
Slide-N-Side™ junction box
Quick Connect™ push wire nuts
Air-Tite™ code compliant

Compatible Socket Supporting Trims

30	172	404	6120	6145	6215
74	173	420	6121	6146	6222
76	300	430	6125	6150	6230
78	327	478	6126	6162	6255
170	376	4041	6130	6170	30SBAT
171	378				

Trims for use in Halo listed housings

Select trims are classified for use in other housings, see www.eaton.com/lighting/legal

Features

Housing
- Single wall aluminum housing
- Aluminum construction for greater heat dissipation
- Sealed and gasketed for Air-Tite™ ready installation
- Designed for insulated ceilings in direct contact with insulation* (May also be installed in non-insulated ceilings)

Plaster Frame
- Housing adjusts in plaster frame to accommodate up to 1" ceiling thickness
- Galvanized steel construction
- Plaster frame features include:
  - Regressed locking screw for securing hanger bars
  - Cutouts for easily crimping hanger bars in position
  - Halo name embossed on plaster frame
  - The housing may be removed from plaster frame to provide access to the junction box
  - Pre-installed Air-Tite ready ceiling contact gasket

Includes:
- Got Nail!™ bar hangers (Details Pg. 9)
- q-Channel bars with Pass-N-Thru™ (Details Pg. 9)
- Slide-N-Side™ junction box wire traps (Details Pg. 9)
- Quick Connect™ push wire nuts (Details Pg. 9)
- Air-Tite™ code compliant (Details Pg. 9)

Socket
- Porcelain socket with nickel plated brass screw shell
- Snap-in springs secure socket to socket plate, and may be detached when using socket supporting trims
- Overspray protector included

Thermal Protector
Self resetting thermal protector deactivates fixture if overheating occurs due to improper lamping or misapplied insulation

Trims
Halo Fit-All concept offers multiple trim options in a variety of design styles, and functional beam distributions to control beam angle and lumen delivery in accommodating various lamp types including Halogen, CFL and LED

Compliance
- cULus Listed 1598 luminaire
- cULus Listed damp location
- cULus Listed for wet location, covered ceiling, with select trims
- cULus Listed for feed through
- cULus Listed for direct contact with insulation and combustible material*
- Air-Tite code compliant. Certified under ASTM E283; not exceeding 2.0 cfm (0.944 L/s) air leakage rate tested at a 1.57 psf (75 Pa) pressure differential.
- RoHS compliant

*Not to be used in direct contact with spray foam insulation (Consult NEMA LSD57-2013)

Specifications, compliances and dimensions subject to change without notice

E26 Screw Base IC Housing - No Socket Bracket

E7ICATNB

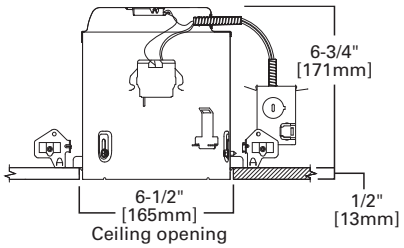

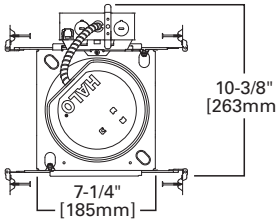

E7ICATNB

6" IC, Air-Tite, New Construction Housing, No Socket Bracket, 120V

The E7ICATNB is a compact and efficient recessed housing optimized and listed for EISA compliant tungsten-halogen lamps, CFL and LED lamps as well as incandescent. Housing is suitable for residential or light commercial applications. For installation in insulated ceilings* and non-insulated ceilings with Air-Tite code compliant construction. Use with a variety of trims and finishes to create different lighting effects or to match any decor. May be retrofit with compatible Halo LED lighting systems.
The E7ICATNB can save installation time. It is designed without a socket plate for use with socket supporting trims only. With these trims there is no need to spend time removing the socket plate and the fixed lamp position of socket supporting trims saves on lamp adjustment time too.

Special Features

- All-Nail!™ bar hangers
- q-Channel bars with Pass-N-Thru™
- Hinged j-box with Slide-N-Side™
- Quick Connect™ push wire nuts
- Air-Tite™ code compliant

Compatible Socket Supporting Trims

30	172	404	6120	6145	6215
74	173	420	6121	6146	6222
76	300	430	6125	6150	6230
78	327	478	6126	6162	6255
170	376	4041	6130	6170	30SBAT
171	378				

Trims for use in Halo listed housings

Select trims are classified for use in other housings, see www.eaton.com/lighting/legal

Features

Housing
- Single wall die-formed aluminum housing
- Housing features a precision rolled interlocking collar which maintains aperture geometry for greater assurance of installation results
- Integral gasket for code-required gasket between fixture and finished ceiling – seals aperture without need for additional caulk
- May be removed from the plaster frame to provide access to junction box

Plaster Frame
- Galvanized steel frame. Housing adjusts in plaster frame to accommodate up to 3/8" – 1" ceiling thickness.
- (2) Regressed locking screws for securing hanger bars

Includes:
- All-Nail!™ bar hangers (Details Pg. 11)
- q-Channel bars with Pass-N-Thru™ (Details Pg. 11)
- Hinged junction box with Slide-N-Side™ (Details Pg. 11)
- Quick Connect™ push wire nuts (Details Pg. 11)
- Air-Tite™ code compliant (Details Pg. 11)

Socket
- Porcelain socket with nickel plated brass screw shell
- Snap-in socket speeds installation and attaches directly to the trim for consistent lamp positioning
- Shipped with socket overspray protector installed

Thermal Protector
Self resetting thermal protector deactivates fixture if overheating occurs due to improper lamping or misapplied insulation

Trims
Halo Fit-All concept offers multiple trim options in a variety of design styles, and functional beam distributions to control beam angle and lumen delivery in accommodating various lamp types including Halogen, CFL and LED

Compliance
- cULus Listed 1598 luminaire
- cULus Listed damp location
- cULus Listed for wet location, covered ceiling, with select trims
- cULus Listed for direct contact with insulation and combustible material*
- Air-Tite code compliant. Certified under ASTM E283; not exceeding 2.0 cfm (0.944 L/s) air leakage rate tested at a 1.57 psf (75 Pa) pressure differential.
- RoHS compliant

***Not to be used in direct contact with spray foam insulation (Consult NEMA LSD57-2013)

*UL1993 listed LED & CFL equivalent lamps permitted. Consult lamp manufacturer for conditions of use. Eaton does not warranty the lamp.
****Key: A:** Luminous Aperture, **H:** Height, **OD:** Trim Outside Diameter

E26 Screw Base Trims

IC "NB" Housings: H7ICTNB • H7ICATNB • E7ICATNB

Reflectors

30 Reflector, Self-flange

- Self-flange reflector with torsion spring retention
- Accepts a wide range of lamps
- Makes installation Air-Tite regardless of housing used
- Socket supporting reflector

Housings	Max Lamp Compatibility
H7ICTNB	60W A19, 75W PAR30S, 75W PAR30L, 65W PAR38, 65W BR30, 90W BR40, 75W R30
H7ICATNB	
E7ICATNB	53W A19, 75W PAR30S, 75W PAR30L, 65W PAR38, 65W BR30, 90W BR40

Compatible with Halogen, Incandescent, LED* or CFL* lamps

30HAT
Haze Reflector, White Trim

30RGAT
Residential Gold Reflector, White Trim

30CAT
Clear Specular Reflector, White Trim

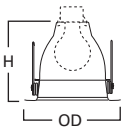

Dimensions**
H: 5" [127mm]
OD: 7-1/4" [184mm]

30SBAT Reflector, Self-flange

- Self-flange reflector with torsion spring retention
- Accepts a wide range of lamps
- Makes installation Air-Tite regardless of housing used
- Socket supporting reflector

Housings	Max Lamp Compatibility
H7ICTNB	40W A19, 50W PAR30S, 75W PAR30L, 65W PAR38, 65W BR30, 75W R30, 65W BR40
H7ICATNB	
E7ICATNB	40W A19, 50W PAR30S, 75W PAR30L, 65W PAR38, 65W BR30, 65W BR40

Compatible with Halogen, Incandescent, LED* or CFL* lamps

30SBAT
Specular Black Reflector & Trim

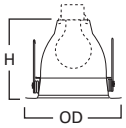

Dimensions**
H: 5" [127mm]
OD: 7-1/4" [184mm]

404 Specular Reflector

- Full reflector for use with A-lamps
- Friction clip retention on housing plaster ring
- Removable trim ring
- Accessories available: TRM6 designer trim rings, OT403 oversize trim ring
- Socket supporting reflector

Housings	Max Lamp Compatibility
H7ICTNB	40W A19
H7ICATNB	
E7ICATNB	**404C, 404H:** 53W A19 **404SN, 404TBZ:** 43W A19

Compatible with Halogen, Incandescent, LED* or CFL* lamps

404C
Clear Specular Reflector, White Trim

404H
Haze Reflector, White Trim

404SN
Satin Nickel Reflector, Satin Nickel Trim

404TBZ
Tuscan Bronze Reflector, Tuscan Bronze Trim



Friction Clips install on housing plaster ring

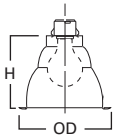

Dimensions**
H: 5" [127mm]
OD: 7-1/4" [184mm]

4041 White Reflector, Self-flange

- Self-flange reflector for use with A-lamps
- Friction clip retention on housing plaster ring
- Accessories available: OT403 oversize trim ring
- Socket supporting reflector

Housings	Max Lamp Compatibility
H7ICTNB	60W A19
H7ICATNB	
E7ICATNB	53W A19

Compatible with Halogen, Incandescent, LED* or CFL* lamps

4041P
White Reflector, White Self-flange

Friction Clips install on housing plaster ring

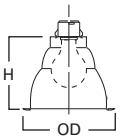

Dimensions**
H: 5-1/4" [133mm]
OD: 7-1/4" [184mm]

*UL1993 listed LED & CFL equivalent lamps permitted. Consult lamp manufacturer for conditions of use. Eaton does not warranty the lamp.
****Key: A:** Luminous Aperture, **H:** Height, **OD:** Trim Outside Diameter

Specifications, compliances and dimensions subject to change without notice

6120 Full Cone Reflector, Self-flange

- Full cone reflector for BR30, BR40, A19 and PAR30 and PAR38 lamps
- Torsion spring retention
- Socket supporting reflector
- Self-flange trim ring sized to hide gaps caused by construction tolerances
- Makes installation Air-Tite regardless of housing used

Housings	Max Lamp Compatibility
H7ICTNB H7ICATNB	**6120WH:** 43W A19, 75W PAR30S, 75W PAR30L, 65W PAR38, 65W BR30, 90W BR40
E7ICATNB	**6120SN, 6120TBZ:** 43W A19, 60W PAR30S, 75W PAR30L, 65W PAR38, 65W BR30, 90W BR40

Compatible with Halogen, Incandescent, LED* or CFL* lamps

6120WH
White Reflector, White Self-flange

6120SN
Satin Nickel Reflector, Satin Nickel Self-flange

6120TBZ
Tuscan Bonze Reflector, Tuscan Bronze Self-flange

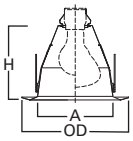

Dimensions**
A: 5-3/8" [137mm]
H: 5-3/8" [138mm]
OD: 7-3/4" [197mm]

6121 Shallow Full Cone Reflector, Self-flange

- Shallow full cone reflector for A19, PAR30, and BR30 lamps
- Torsion spring retention
- Self-flange trim ring sized to hide gaps caused by construction tolerances
- Makes installation Air-Tite regardless of housing used

Housings	Max Lamp Compatibility
H7ICTNB H7ICATNB E7ICATNB	43W A19, 75W PAR30S, 75W PAR30L, 65W BR30

Compatible with Halogen, Incandescent, LED* or CFL* lamps

6121WH
White Reflector, White Self-flange

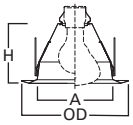

Dimensions**
A: 5-3/8" [137mm]
H: 4-3/8" [110mm]
OD: 7-3/4" [197mm]

Baffles

30 Baffle, Self-flange

- Self-flange metal baffle
- Socket supporting baffle
- Torsion spring retention
- Accepts a wide range of lamps
- Makes installation Air-Tite regardless of housing used

Housings	Max Lamp Compatibility
H7ICTNB H7ICATNB	40W A19, 75W PAR30S, 75W PAR30L, 65W PAR38, 65W BR30, 90W BR40, 75W R30
E7ICATNB	**30WAT, 30WATH, 30PAT:** 40W A19, 75W PAR30S, 75W PAR30L, 65W PAR38, 65W BR30, 90W BR40 **30TBZAT, 30SNAT:** 40W A19, 60W PAR30S, 75W PAR30L, 65W PAR38, 65W BR30, 90W BR40

Compatible with Halogen, Incandescent, LED* or CFL* lamps

30WAT
White Baffle & Reflector, White Trim

30WATH
White Baffle & Clear Reflector, White Trim

30PAT
Black Baffle & Clear Reflector, White Trim

30SNAT
Satin Nickel Baffle & Reflector, Satin Nickel Trim

30TBZAT
Tuscan Bronze Baffle & Reflector, Tuscan Bronze Trim

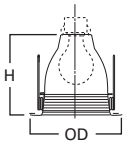

Dimensions**
H: 5" [127mm]
OD: 7-1/4" [184mm]

6125 Full Cone Baffle, Self-flange

- Full cone baffle
- Torsion spring retention
- Socket supporting baffle
- Self-flange trim ring sized to hide gaps caused by construction tolerances

Housings	Max Lamp Compatibility
H7ICTNB H7ICATNB	**6125WB:** 43W A19, 75W PAR30S, 75W PAR30L, 65W PAR38, 65W BR30, 90W BR40
E7ICATNB	**6125BB, 6125BKBB:** 43W A19, 75W PAR30S, 75W PAR30L, 65W PAR38, 65W BR30, 85W BR40

Compatible with Halogen, Incandescent, LED* or CFL* lamps

6125WB
White Baffle, White Self-flange

6125BB
Black Baffle, White Self-flange

6125BKBB
Black Baffle, Black Self-flange

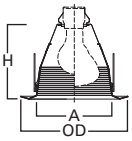

Dimensions**
A: 5-3/8" [137mm]
H: 5-3/8" [138mm]
OD: 7-3/4" [197mm]

*UL1993 listed LED & CFL equivalent lamps permitted. Consult lamp manufacturer for conditions of use. Eaton does not warranty the lamp.

****Key: A:** Luminous Aperture, **H:** Height, **OD:** Trim Outside Diameter

E26 Screw Base Trims

IC "NB" Housings: H7ICTNB • H7ICATNB • E7ICATNB

6126 Shallow Full Cone Baffle, Self-flange

- Shallow full cone baffle for A19 and PAR30 lamps
- Torsion spring retention
- Socket supporting baffle
- Self-flange trim ring sized to hide gaps caused by construction tolerances
- Makes installation Air-Tite regardless of housing used

Housings	Max Lamp Compatibility
H7ICTNB	43W A19, 75W PAR30S, 75W PAR30L, 65W BR30
H7ICATNB	
E7ICATNB	

Compatible with Halogen, Incandescent, LED* or CFL* lamps

6126WB
White Baffle, White Self-flange

6126BB
Black Baffle, White Self-flange

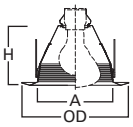

Dimensions**
A: 5-3/8" [137mm]
H: 4-3/8" [110mm]
OD: 7-3/4" [197mm]

Adjustable – Eyeballs & Gimbals

74 Eyeball 30° Tilt, Self-flange

- Provides optimum position for PAR30S lamps
- Torsion spring retention
- Socket supporting eyeball

Housings	Max Lamp Compatibility
H7ICTNB	75W PAR30S
H7ICATNB	
E7ICATNB	

Compatible with Halogen, Incandescent, LED* or CFL* lamps

74P
White Eyeball, White Trim

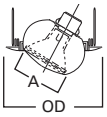

Dimensions**
A: 3-7/8" [98mm]
OD: 8" [203mm]

76 Gimbal 30° Tilt, Self-flange

- For use with PAR38 lamps
- 30° tilt
- Torsion spring retention

Housings	Max Lamp Compatibility
H7ICTNB	45W PAR38
H7ICATNB	
E7ICATNB	

Compatible with Halogen, Incandescent, LED* or CFL* lamps

76P
White Gimbal, White Trim

Dimensions**
OD: 8" [203mm]

78 Eyeball 30° Tilt, Self-flange

- 30° tilt, 360° rotation
- Torsion spring retention
- Wide choice of finishes for any decor
- Socket supporting eyeball
- 78PAT makes installation Air-Tite regardless of housing used

Housings	Max Lamp Compatibility
H7ICTNB	75W PAR30L, 65W BR30, 75W R30
H7ICATNB	
E7ICATNB	75W PAR30S, 75W PAR30L, 65W BR30

Compatible with Halogen, Incandescent, LED* or CFL* lamps

78P
White Eyeball, White Trim

78PAT
White Eyeball, White Trim

78SN
Satin Nickel Eyeball, Satin Nickel Trim

78TBZ
Tuscan Bronze Eyeball, Tuscan Bronze Trim

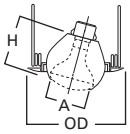

Dimensions**
A: 4" [100mm]
H: 4-1/8" [105mm]
OD: 8" [203mm]

376 Regressed Gimbal 30° Tilt, Self-flange

- 30° tilt
- Regressed gimbal with baffle
- Torsion spring retention
- Socket supporting gimbal

Housings	Max Lamp Compatibility
H7ICTNB	50W PAR30S, 50W PAR30L
H7ICATNB	
E7ICATNB	

Compatible with Halogen, Incandescent, LED* or CFL* lamps

376W
White Baffle, White Trim

376P
Black Baffle, White Trim

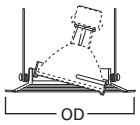

Dimensions**
OD: 7-1/4" [184mm]

*UL1993 listed LED & CFL equivalent lamps permitted. Consult lamp manufacturer for conditions of use. Eaton does not warranty the lamp.
****Key: A:** Luminous Aperture, **H:** Height, **OD:** Trim Outside Diameter

Specifications, compliances and dimensions subject to change without notice

378 Regressed Gimbal with Splay 25° Tilt, Self-flange

- 25° tilt
- Regressed gimbal with splay trim
- Removable trim ring
- Accessories available: TRM6 designer trim rings, OT403 oversize trim ring
- Friction clips on trim
- Socket supporting gimbal

Housings	Max Lamp Compatibility
H7ICTNB	
H7ICATNB	35W PAR30L
E7ICATNB	

Compatible with Halogen, Incandescent, LED* or CFL* lamps

378P
White Splay, White Trim

378
Clear Specular Splay, White Trim



Friction Clips on Trim

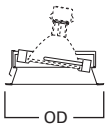

Dimensions**
OD: 7-1/4" [184mm]

420 Regressed Eyeball 30° Tilt, Self-flange

- Regressed eyeball with baffle splay
- Removable trim ring
- Accessories available: TRM6 designer trim rings, OT403 oversize trim ring
- Socket supporting eyeball

Housings	Max Lamp Compatibility
H7ICTNB	
H7ICATNB	50W PAR30S, 50W PAR30L, 60W BR30
E7ICATNB	

Compatible with Halogen, Incandescent, LED* or CFL* lamps

420W
White Eyeball & Baffle, White Trim

420P
White Eyeball & Black Baffle, White Trim

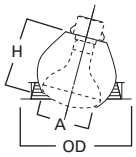

Dimensions**
A: 4" [100mm]
H: 4" [102mm]
OD: 7-1/4" [184mm]

478 Adjustable Regressed Gimbal with Splay 25° Tilt, Self-flange

- 25° tilt
- Adjustable gimbal with splay trim for PAR38 lamps
- Removable trim ring
- Accessories available: TRM6 designer trim rings, OT403 oversize trim ring
- Friction clip on trim
- Socket supporting gimbal

Housings	Max Lamp Compatibility
H7ICTNB	
H7ICATNB	45W PAR38
E7ICATNB	

Compatible with Halogen, Incandescent, LED* or CFL* lamps

478P
White Splay, White Trim



Friction Clips on Trim

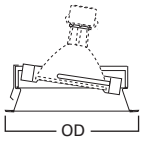

Dimensions**
OD: 7-1/4" [184mm]

6130 Eyeball 35° Tilt, Self-flange

- 35° tilt, 360° rotation
- Adjustable eyeball trim for BR30 and PAR30 lamps
- Torsion spring retention
- Socket supporting eyeball
- Self-flange trim ring sized to hide gaps caused by construction tolerances

Housings	Max Lamp Compatibility
H7ICTNB	
H7ICATNB	50W PAR30S, 75W PAR30L, 65W BR30
E7ICATNB	

Compatible with Halogen, Incandescent, LED* or CFL* lamps

6130WH
White Eyeball, White Self-flange

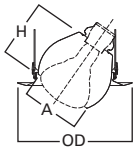

Dimensions**
A: 3-7/8" [100mm]
H: 3-7/8" [100mm]
OD: 7-3/4" [197mm]

*UL1993 listed LED & CFL equivalent lamps permitted. Consult lamp manufacturer for conditions of use. Eaton does not warranty the lamp.

****Key: A:** Luminous Aperture, **H:** Height, **OD:** Trim Outside Diameter

E26 Screw Base Trims

IC "NB" Housings: H7ICTNB • H7ICATNB • E7ICATNB

6170 Gimbal 25° Tilt, Self-flange

- 25° tilt, 360° rotation
- Adjustable gimbal for PAR38 lamps
- Torsion spring retention
- Socket supporting gimbal
- Self-flange trim ring sized to hide gaps caused by construction tolerances

Housings	Max Lamp Compatibility
H7ICTNB	
H7ICATNB	45W PAR38L
E7ICATNB	

Compatible with Halogen, Incandescent, LED* or CFL* lamps

6170WH
White Gimbal,
White Self-flange

6170BK
Black Gimbal,
Black Self-flange

6170SN
Satin Nickel Gimbal,
Satin Nickel Self-flange

6170TBZ
Tuscan Bronze Gimbal,
Tuscan Bronze Self-flange

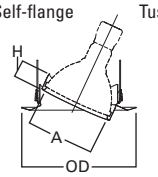

Dimensions**
A: 4-1/2" [113mm]
H: 1-1/15" [30mm]
OD: 7-3/4" [197mm]

6215 Double Gimbal 30°-50° Tilt, Self-flange

- 30°-50° tilt, 360° rotation
- 50° tilt with double gimbal design using compound angles
- Double gimbal for PAR30 lamps
- Torsion spring retention
- Shallow housings are compatible with PAR30S (short-neck) lamps
- Socket supporting gimbal
- Self-flange trim ring sized to hide gaps caused by construction tolerances

Housings	Max Lamp Compatibility
H7ICTNB	
H7ICATNB	60W PAR30S, 60W PAR30L
E7ICATNB	

Compatible with Halogen, Incandescent, LED* or CFL* lamps

6215WH
White Gimbal,
White Self-flange

6215BK
Black Gimbal,
Black Self-flange

6215SN
Satin Nickel Gimbal,
Satin Nickel Self-flange

6215TBZ
Tuscan Bronze Gimbal,
Tuscan Bronze Self-flange

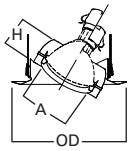

Dimensions**
A: 3-3/8" [84mm]
H: 2" [51mm]
OD: 7-3/4" [197mm]

6222 Regressed Angle Cut Adjustable Gimbal, 45° Tilt, Self-flange

- 45° tilt, 360° rotation
- Fully regressed gimbal - self-flange ring
- Torsion spring retention
- Socket supporting gimbal
- Reflector and baffle options
- Accommodates tilt of gimbal in a full regressed cut cone
- Self-flange trim ring sized to hide gaps caused by construction tolerances

Housings	Max Lamp Compatibility
H7ICTNB	
H7ICATNB	39W PAR30S, 60W PAR30L
E7ICATNB	

Compatible with Halogen, Incandescent, LED* or CFL* lamps

6222WB
White Baffle, White Trim

6222BB
Black Baffle, White Trim

6222SC
Specular Clear Reflector
White Trim

6222H
Haze Reflector,
White Trim

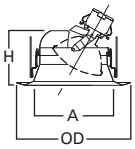

Dimensions**
A: 3-3/4" [95mm]
H: 5-3/8" [137mm]
OD: 7-3/4" [197mm]

Lenses & Wet Location Showerlights

170 Albalite Lens with Reflector

- White trim with Albalite glass lens
- PS version features non-conductive, non-corrosive gasketed polymer (plastic) trim ring
- PS version is "dead-front" construction and is wet location listed for use in showers
- Torsion spring retention
- PS version is Air-Tite; making any installation Air-Tite

Housings	Max Lamp Compatibility
H7ICTNB	40W A19
H7ICATNB	
E7ICATNB	29W A19

Compatible with Halogen, Incandescent, LED* or CFL* lamps

170P
Albalite Lens, White Trim

170PS
Albalite Lens, Polymer White Trim

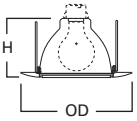

Dimensions**
H: 4" [102mm]
OD: 8" [203mm]

*UL1993 listed LED & CFL equivalent lamps permitted. Consult lamp manufacturer for conditions of use. Eaton does not warranty the lamp.

****Key: A:** Luminous Aperture, **H:** Height, **OD:** Trim Outside Diameter

Specifications, compliances and dimensions subject to change without notice

171 Drop Opal Glass Lens with Reflector

- White trim with drop opal glass lens
- PS version features non-conductive, non-corrosive gasketed polymer (plastic) trim ring
- PS version is "dead-front" construction and is wet location listed for use in showers
- Torsion spring retention
- PS version is Air-Tite; making any installation Air-Tite

Housings	Max Lamp Compatibility
H7ICTNB	40W A19
H7ICATNB	
E7ICATNB	29W A19

Compatible with Halogen, Incandescent, LED* or CFL* lamps

171P
Drop Opal Lens, White Trim

171PS
Drop Opal Lens, White Polymer Trim

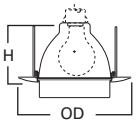

Dimensions**
H: 4" [102mm]
OD: 8" [203mm]

172 Dome Glass Lens with Reflector

- Frosted glass dome
- Wet location listed for use in showers
- Non-conductive, non-corrosive gasketed polymer (plastic) trim ring
- Features "dead-front" construction and is wet location listed for use in showers
- Torsion spring retention

Housings	Max Lamp Compatibility
H7ICTNB	60W A19
H7ICATNB	
E7ICATNB	**172PS:** 53W A19, 50W PAR30S **172SNS, 172TBZS:** 43W A19, 50W PAR30S

Compatible with Halogen, Incandescent, LED* or CFL* lamps

172PS
Frosted Glass Dome,
White Polymer Trim

172SNS
Frosted Glass Dome,
Satin Nickel Polymer Trim

172TBZS
Frosted Glass Dome,
Tuscan Bronze Polymer Trim

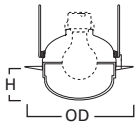

Dimensions**
H: 2-1/8" [54mm]
OD: 7-3/4" [197mm]

173 Fresnel Lens with Reflector

- White trim with glass Fresnel lens
- PS version features non-conductive, non-corrosive gasketed polymer (plastic) trim ring
- PS version is "dead-front" construction and is wet location listed for use in showers
- Torsion spring retention
- PS version is Air-Tite; making any installation Air-Tite

Housings	Max Lamp Compatibility
H7ICTNB	40W A19
H7ICATNB	
E7ICATNB	29W A19

Compatible with Halogen, Incandescent, LED* or CFL* lamps

173P
Fresnel Lens, White Trim

173PS
Fresnel Lens, White Polymer Trim

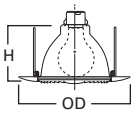

Dimensions**
H: 4" [102mm]
OD: 8" [203mm]

6145 Open Wet Location, Shallow Reflector, Self-flange

- Open wet location shallow Showerlight for PAR30 and PAR38 outdoor rated lamps ONLY
- Torsion spring retention
- Socket supporting cone
- Self-flange trim ring sized to hide gaps caused by construction tolerances

Housings	Max Lamp Compatibility
H7ICTNB	75W PAR30S, 75W PAR30L, 80W PAR38
H7ICATNB	
E7ICATNB	

Compatible with Halogen, Incandescent, LED* or CFL* lamps

6145WH
White Shallow Reflector,
White Self-flange

6145SN
Satin Nickel Shallow Reflector,
Satin Nickel Self-flange

6145TBZ
Tuscan Bronze Shallow Reflector,
Tuscan Bronze Self-flange

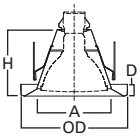

Dimensions**
A: 5-3/8" [136mm]
D: 7/8 [22mm]
H: 4-7/8" [123mm]
OD: 7-3/4" [197mm]

Outdoor Rated Lamp ONLY
(Purchase Separately)

Lamp Gasket
(Included)

*UL1993 listed LED & CFL equivalent lamps permitted. Consult lamp manufacturer for conditions of use. Eaton does not warranty the lamp.

****Key: A:** Luminous Aperture, **H:** Height, **OD:** Trim Outside Diameter

E26 Screw Base Trims

IC "NB" Housings: H7ICTNB • H7ICATNB • E7ICATNB

6146 Open Wet Location, Full Reflector Self-flange

- Open wet location Showerlight for PAR30 and PAR38 outdoor rated lamps ONLY
- Torsion spring retention
- Socket supporting cone
- Self-flange trim ring sized to hide gaps caused by construction tolerances

Housings	Max Lamp Compatibility
H7ICTNB	**6146WH:** 75W PAR30S, 75W PAR30L, 65W PAR38
H7ICATNB	**6146SN, 6146TBZ:** 60W PAR30S, 75W PAR30L, 65W PAR38
E7ICATNB	

Compatible with Halogen, Incandescent, LED* or CFL* lamps

6146WH
White Reflector, White Self-flange

6146SN
Satin Nickel Reflector, Satin Nickel Self-flange

6146TBZ
Tuscan Bronze Reflector, Tuscan Bronze Self-flange

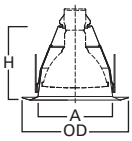

Dimensions**
A: 5-3/8" [137mm]
H: 5-3/8" [138mm]
OD: 7-3/4" [197mm]

Outdoor Rated Lamp ONLY (Purchase Separately)

Lamp Gasket
(Included)

6150 Low Profile, Frosted Glass Dome Lens, Self-flange

- Low profile, frosted glass dome lens
- Wet location Showerlight
- Torsion spring retention
- Non-conductive "dead-front" polymer (plastic) trim ring and glass lens
- Socket supporting internal reflector
- Self-flange trim ring sized to hide gaps caused by construction tolerances

Housings	Max Lamp Compatibility
H7ICTNB	
H7ICATNB	29W A19, 39W PAR30S
E7ICATNB	

Compatible with Halogen, Incandescent, LED* or CFL* lamps

6150WH
Frosted Glass Dome Lens with Reflector, White Plastic Self-flange

6150SN
Frosted Glass Dome Lens with Reflector, Satin Nickel Plastic Self-flange

6150TBZ
Frosted Glass Dome Lens with Reflector, Tuscan Bronze Plastic Self-flange

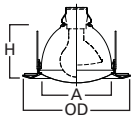

Dimensions**
A: 5-1/8" [130mm]
H: 4-1/5" [107mm]
OD: 7-3/4" [197mm]

6162 Drop Opal Plastic Lens, Self-flange

- Wet location Showerlight
- Non-conductive "dead-front" polymer (plastic) trim and lens
- Torsion spring retention
- Socket supporting internal reflector
- Self-flange trim ring sized to hide gaps caused by construction tolerances

Housings	Max Lamp Compatibility
H7ICTNB	
H7ICATNB	29W A19
E7ICATNB	

Compatible with Halogen, Incandescent, LED* or CFL* lamps

6162WH
Drop Opal Plastic Lens with Reflector, Frosted Plastic Self-flange

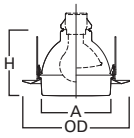

Dimensions**
A: 5-1/8" [130mm]
H: 4-3/4" [122mm]
OD: 7-3/4" [197mm]

6230 Squircle Frost Glass Lens, Metal Trim, Self-flange

- Low profile frost glass lens
- Wet location Showerlight
- Torsion spring retention
- Self-flange low profile metal trim ring
- Socket supporting internal bracket
- Integral rotation adjustment up to +/– 25° for precise alignment with room

Housings	Max Lamp Compatibility
H7ICTNB	
H7ICATNB	29W A19, 39W PAR30S
E7ICATNB	

Compatible with Halogen, Incandescent, LED* or CFL* lamps

6230AH
Frost Glass Lens, Aluminum Haze Squircle Trim

6230PN
Frost Glass Lens, Polished Nickel Squircle Trim

6230SN
Frost Glass Lens, Satin Nickel Squircle Trim

6230TBZ
Frost Glass Lens, Tuscan Bronze Squircle Trim

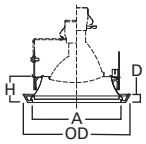

Dimensions**
A: 6" [152mm]
H: 4-1/4" [109mm]
D: 3/4" [20mm]
OD: 7-1/4" [185mm]

*UL1993 listed LED & CFL equivalent lamps permitted. Consult lamp manufacturer for conditions of use. Eaton does not warranty the lamp.

****Key: A:** Luminous Aperture, **H:** Height, **OD:** Trim Outside Diameter

Specifications, compliances and dimensions subject to change without notice

6255 Soft Square, Frost Curved Glass Lens, Self-flange

Showerlight

- Low profile curved frost glass lens
- Wet location Showerlight
- Torsion spring retention
- Non-conductive "dead-front" polymer (plastic) trim ring and glass lens
- Integral rotation adjustment up to +/– 25° for precise alignment with room
- Integrated socket supporting reflector for even illumination across lens corner-to-corner

Housings	Max Lamp Compatibility
H7ICTNB	29W A19, 39W PAR30S
H7ICATNB	
E7ICATNB	

Compatible with Halogen, Incandescent, LED* or CFL* lamps

6255WH
Frost Curved Glass Lens with Reflector, White Plastic Self-flange

6255SN
Frost Curved Glass Lens with Reflector, Satin Nickel Plastic Self-flange

6255TBZ
Frost Curved Glass Lens with Reflector, Tuscan Bronze Plastic Self-flange

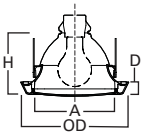

Dimensions**
A: 5-7/8" [149mm]
D: 1" [25mm]
H: 4-1/2" [114mm]
OD: 7-5/8" [194mm]

Open, Splay & Wall Wash

300 Open Trim with Fixed Socket Bracket

- Open trim for BR30 and PAR30 lamps
- Torsion spring retention
- Socket supporting internal bracket

Housings	Max Lamp Compatibility
H7ICTNB	75W PAR30S, 75W PAR30L, 65W BR30
H7ICATNB	
E7ICATNB	**300P:** 75W PAR30S, 75W PAR30L, 65W BR30 **300SN, 300TBZ:** 60W PAR30S, 60W PAR30L, 50W BR30

Compatible with Halogen, Incandescent, LED* or CFL* lamps

300P
Socket Bracket with White Open Trim

300SN
Socket Bracket with Satin Nickel Open Trim

300TBZ
Socket Bracket with Tuscan Bronze Open Trim

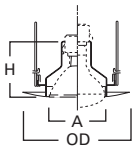

Dimensions**
A: 4-3/4" [122mm]
H: 4-3/4" [122mm]
OD: 7-1/4" [184mm]

327 White Splay Trim with Fixed Socket Bracket

- Splay trim for BR30 and PAR30 lamps
- Torsion spring retention
- Socket supporting internal bracket

Housings	Max Lamp Compatibility
H7ICTNB	75W PAR30S, 75W PAR30L, 65W BR30
H7ICATNB	
E7ICATNB	

Compatible with Halogen, Incandescent, LED* or CFL* lamps

327P
White Splay Trim with Socket Bracket

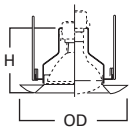

Dimensions**
H: 4-1/2" [114mm]
OD: 7-3/4" [197mm]

430 Wall Wash with Baffle & Full Reflector

air-tite

- Black or white step baffle with full reflector
- Designed to spread light close to the ceiling to eliminate the "cave effect"
- Torsion spring retention
- Makes installation Air-Tite regardless of housing used

Housings	Max Lamp Compatibility
H7ICTNB	40W A19
H7ICATNB	
E7ICATNB	29W A19

Compatible with Halogen, Incandescent, LED* or CFL* lamps

430W
White Baffle, White Trim

430P
Black Baffle, White Trim

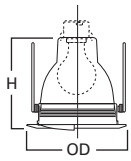

Dimensions**
H: 5" [127mm]
OD: 7-1/4" [184mm]

*UL1993 listed LED & CFL equivalent lamps permitted. Consult lamp manufacturer for conditions of use. Eaton does not warranty the lamp.

****Key: A:** Luminous Aperture, **H:** Height, **OD:** Trim Outside Diameter

E26 Screw Base IC Shallow Housing

H27ICAT

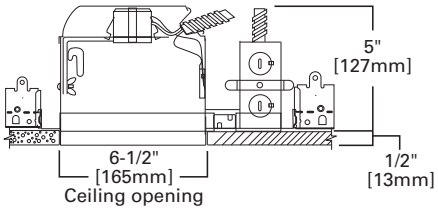

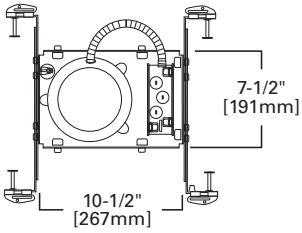

H27ICAT

6" IC, Air-Tite, Shallow New Construction Housing, 120V

The H27ICAT recessed housing is designed for shallow ceilings and is a standard in the industry for both light commercial and residential applications. H27 series features robust construction, feed-through listing, Got Nail! bar hangers; and may support use of higher wattage lamps. A wide variety of trims allows a number of different lighting effects to be created with one basic housing. The H27ICAT is for installations where the housing will be in direct contact with insulation,* and its Air-Tite design will also meet restricted air flow code requirements. May be retrofit with compatible Halo LED lighting systems.

Special Features

Got Nail!™ bar hangers
q-Channel bars with Pass-N-Thru™
Slide-N-Side™ junction box
Quick Connect™ push wire nuts
Air-Tite™ code compliant

Compatible Trims

74	300	420	6103	6110	6150
78	310	426	6106	6121	6162
170	312	6100	6107	6126	6215
171	328	6101	6108	6130	6230
172	353	6102	6109	6145	6255
173					

Trims for use in Halo listed housings

Select trims are classified for use in other housings, see www.eaton.com/lighting/legal

Features

Housing
- Single wall aluminum housing
- Aluminum housing for greater heat dissipation
- Sealed and gasketed for Air-Tite ready installation

Socket Plate
- Rigid socket plate adjusts and locks without tools for various lamp sizes
- Socket plate and bracket may be removed when using socket supporting trims

Plaster Frame
Housing adjusts in plaster frame 1" to accommodate different ceiling thicknesses. Galvanized steel construction. Plaster frame features include:
- Regressed locking screw for securing hanger bars
- Cutouts for easily crimping hanger bars in position
- The housing may be removed from plaster frame to provide access to the junction box
- Halo name embossed on plaster frame
- Pre-installed Air-Tite ready ceiling contact gasket

Includes:
- Got Nail!™ bar hangers (Details Pg. 9)
- q-Channel bars with Pass-N-Thru™ (Details Pg. 9)
- Slide-N-Side™ junction box wire traps (Details Pg. 9)
- Quick Connect™ push wire nuts (Details Pg. 9)
- Air-Tite™ code compliant (Details Pg. 9)

Socket
- Porcelain socket with nickel plated brass screw shell
- Snaps into socket plate (or into socket supporting trim for consistent lamp positioning)
- Overspray protector included

Thermal Protector
Self resetting thermal protector deactivates fixture if overheating occurs due to improper lamping or misapplied insulation

Trims
Halo Fit-All concept offers multiple trim options in a variety of design styles, and functional beam distributions to control beam angle and lumen delivery in accommodating various lamp types including Halogen, CFL and LED

Compliance
- cULus Listed 1598 luminaire
- cULus Listed damp location
- cULus Listed for wet location, covered ceiling
- cULus Listed for feed through
- cULus Listed for direct contact with insulation and combustible material*
- Air-Tite code compliant. Certified under ASTM E283; not exceeding 2.0 cfm (0.944 L/s) air leakage rate tested at a 1.57 psf (75 Pa) pressure differential.
- RoHS compliant

*Not to be used in direct contact with spray foam insulation (Consult NEMA LSD57-2013)

Specifications, compliances and dimensions subject to change without notice

E26 Screw Base IC Shallow Housing

H27RICAT

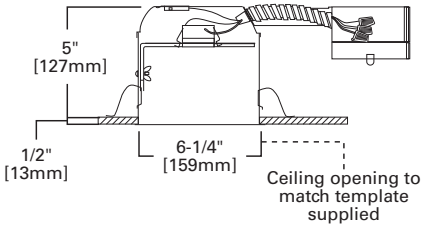

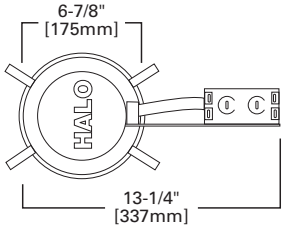

H27RICAT

6" IC, Air-Tite, Shallow Remodel Housing, 120V

The H27RICAT recessed remodel housing is designed for shallow ceilings and is a standard in the industry for both light commercial and residential applications. H27 series shallow remodel housings features robust construction, full-sized remodel junction box; and may support use of higher wattage lamps. Designed for use in existing ceilings, the remodel housing slips through opening in the finished ceiling. A wide variety of trims allows a number of different lighting effects to be created with one basic housing. H27RICAT is for installations where the housing will be in direct contact with insulation,* and its Air-Tite design will also meet restricted air flow code requirements. May be retrofit with compatible Halo LED lighting systems.

Special Features

Quick Connect™ push wire nuts
Air-Tite™ code compliant

Compatible Trims

74	300	420	6103	6110	6150
78	310	426	6106	6121	6162
170	312	6100	6107	6126	6215
171	328	6101	6108	6130	6230
172	353	6102	6109	6145	6255

Trims for use in Halo listed housings

Select trims are classified for use in other housings, see www.eaton.com/lighting/legal

Features

Housing
- Single wall aluminum housing
- Aluminum construction for greater heat dissipation
- For installation from below the finished ceiling. Integral flange secures fixture against ceiling.
- Halo name embossed on housing
- Pre-installed Air-Tite ready ceiling contact gasket on flange

Socket Plate
- Rigid socket plate adjusts and locks without tools for various lamp sizes
- Socket plate and bracket may be removed when using socket supporting trims

Remodel Springs
Four remodel springs secure housing and accommodate 1/2" and 5/8" ceiling material

Includes:
- Quick Connect™ push wire nuts (Details Pg. 9)
- Air-Tite™ code compliant (Details Pg. 9)

Junction Box
- Seven 1/2" trade size conduit knockouts with true pry-out slots are positioned to accommodate straight conduit runs
- Four non-metallic (NM) cable pry-outs included

Socket
- Porcelain socket with nickel plated brass screw shell
- Snap-in springs secure socket to socket plate, and may be detached when using socket supporting trims
- Overspray protector included

Thermal Protector
Self resetting thermal protector deactivates fixture if overheating occurs due to improper lamping or misapplied insulation

Trims
Halo Fit-All concept offers multiple trim options in a variety of design styles, and functional beam distributions to control beam angle and lumen delivery in accommodating various lamp types including Halogen, CFL and LED

Compliance
- cULus Listed 1598 luminaire
- cULus Listed damp location
- cULus Listed for wet location, covered ceiling, with select trims
- cULus Listed for feed through
- cULus Listed for direct contact with insulation and combustible material*
- Air-Tite code compliant. Certified under ASTM E283; not exceeding 2.0 cfm (0.944 L/s) air leakage rate tested at a 1.57 psf (75 Pa) pressure differential.
- RoHS compliant

*Not to be used in direct contact with spray foam insulation (Consult NEMA LSD57-2013)

E26 Screw Base IC Shallow Housing

E27ICAT

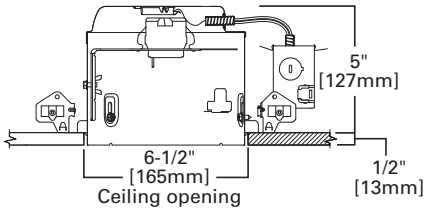

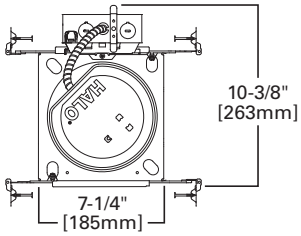

E27ICAT

6" IC, Air-Tite, Shallow New Construction Housing, 120V

The E27ICAT is a compact and efficient shallow recessed remodel housing optimized and listed for EISA compliant tungsten-halogen, CFL and LED lamps as well as incandescent. Housing is suitable for residential or light commercial shallow ceiling applications. For installation in insulated ceilings* and non-insulated ceilings with Air-Tite code compliant construction. Use with a variety of trims and finishes to create different lighting effects or to match any decor. May be retrofit with compatible Halo LED lighting systems.

Special Features

- All-Nail!™ bar hangers
- q-Channel bars with Pass-N-Thru™
- Hinged j-box with Slide-N-Side™
- Quick Connect™ push wire nuts
- Air-Tite™ code compliant

Compatible Trims

74	300	420	6103	6110	6150
78	310	426	6106	6121	6162
170	312	6100	6107	6126	6215
171	328	6101	6108	6130	6230
172	353	6102	6109	6145	6255
173					

Trims for use in Halo listed housings

Select trims are classified for use in other housings, see www.eaton.com/lighting/legal

Features

Housing
- Single wall die-formed shallow aluminum housing
- Housing features a precision rolled interlocking collar which maintains aperture geometry for greater assurance of installation results
- Exclusive Air-Tite gasket meets code where required, and seals between housing, frame and finished ceiling - without need for additional caulk
- May be removed from the plaster frame to provide access to junction box

Socket Plate
- Rigid socket plate adjusts and locks without tools for various lamp sizes
- Socket plate and bracket may be removed when using socket supporting trims

Plaster Frame
- Galvanized steel frame. Housing adjusts in plaster frame to accommodate up to 3/8" – 1" ceiling thickness.
- (2) Regressed locking screw for securing hanger bars
- Integral Air-Tite gasket seals housing and meets code-required gasket between fixture and finished ceiling

Includes:
- All-Nail!™ bar hangers (Details Pg. 11)
- q-Channel bars with Pass-N-Thru™ (Details Pg. 11)
- Hinged junction box with Slide-N-Side™ (Details Pg. 11)
- Quick Connect™ push wire nuts (Details Pg. 11)
- Air-Tite™ code compliant (Details Pg. 11)

Socket
- Porcelain socket with nickel plated brass screw shell
- Snap-in springs secure socket to socket plate, and may be detached when using socket supporting trims
- Shipped with socket overspray protector installed

Thermal Protector
Self resetting thermal protector deactivates fixture if overheating occurs due to improper lamping or misapplied insulation

Trims
Halo Fit-All concept offers multiple trim options in a variety of design styles, and functional beam distributions to control beam angle and lumen delivery in accommodating various lamp types including Halogen, CFL and LED

Compliance
- cULus Listed 1598 luminaire
- cULus Listed damp location
- cULus Listed for wet location, covered ceiling, with select trims
- cULus Listed for direct contact with insulation and combustible material*
- Air-Tite code compliant. Certified under ASTM E283; not exceeding 2.0 cfm (0.944 L/s) air leakage rate tested at a 1.57 psf (75 Pa) pressure differential.
- RoHS compliant

*Not to be used in direct contact with spray foam insulation (Consult NEMA LSD57-2013)

Specifications, compliances and dimensions subject to change without notice

E26 Screw Base IC Shallow Housing

E27RICAT

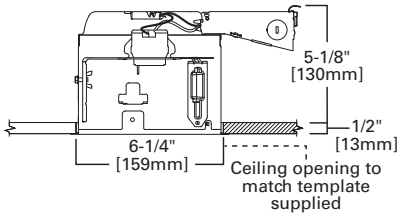

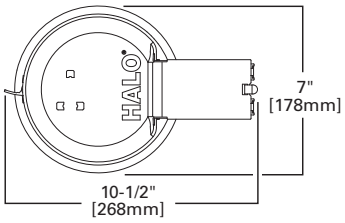

E27RICAT

6" IC, Air-Tite, Shallow Remodel Housing, 120V

The E27RICAT is a compact and efficient shallow recessed remodel housing optimized and listed for EISA compliant tungsten-halogen, CFL and LED lamps as well as incandescent. Housing is suitable for residential or light commercial shallow ceiling applications. For installation in insulated ceilings* and non-insulated ceilings with Air-Tite code compliant construction. Use with a variety of trims and finishes to create different lighting effects or to match any decor. May be retrofit with compatible Halo LED lighting systems.

Special Features

Hinged j-box with Slide-N-Side™
Quick Connect™ push wire nuts
Air-Tite™ code compliant

Compatible Trims

74	300	420	6103	6110	6150
78	310	426	6106	6121	6162
170	312	6100	6107	6126	6215
171	328	6101	6108	6130	6230
172	353	6102	6109	6145	6255

Trims for use in Halo listed housings

Select trims are classified for use in other housings, see www.eaton.com/lighting/legal

Features

Housing

- Single wall die-formed shallow aluminum housing
- Housing features a precision rolled interlocking collar which maintains aperture geometry for greater assurance of installation results
- Exclusive Air-Tite gasket meets code where required, and seals between housing, flange and finished ceiling - without need for additional caulk
- For installation from below the finished ceiling. Integral flange secures fixture against ceiling.

Remodel Retention System - Speed Clamps

- Exclusive two integral speed clamps securely lock housing to ceiling, accommodating 3/8" to 2" ceiling materials

Socket Plate

- Rigid socket plate adjusts and locks without tools for various lamp sizes
- Socket plate and bracket may be removed when using socket supporting trims

Includes:

- Hinged junction box with Slide-N-Side™ (Details Pg. 11)
- Quick Connect™ push wire nuts (Details Pg. 11)
- Air-Tite™ code compliant (Details Pg. 11)

Socket

- Porcelain socket with nickel plated brass screw shell
- Snap-in springs secure socket to socket plate, and may be detached when using socket supporting trims
- Shipped with socket overspray protector installed

Thermal Protector

Self resetting thermal protector deactivates fixture if overheating occurs due to improper lamping or misapplied insulation

Trims

Halo Fit-All concept offers multiple trim options in a variety of design styles, and functional beam distributions to control beam angle and lumen delivery in accommodating various lamp types including Halogen, CFL and LED

Quick Connect™ Wiring Tray

- (3) Color coded push-in wire nuts included
- Captive tray holds push-nuts in place for one-handed connections to line, neutral & ground
- Speeds installation and increases reliability
- No additional wire nuts required

Compliance

- cULus Listed 1598 luminaire
- cULus Listed damp location
- cULus Listed for wet location, covered ceiling, with select trims
- cULus Listed for direct contact with insulation and combustible material*
- Air-Tite code compliant. Certified under ASTM E283; not exceeding 2.0 cfm (0.944 L/s) air leakage rate tested at a 1.57 psf (75 Pa) pressure differential.
- RoHS compliant

*Not to be used in direct contact with spray foam insulation (Consult NEMA LSD57-2013)

E26 Screw Base Trims

IC Shallow Housings: H27ICAT • H27RICAT • E27ICAT • E27RICAT

Reflectors

426 Reflector Cone

- Accepts a wide variety of lamps
- Coil spring retention
- Removable trim ring
- Accessories available: TRM6 designer trim rings, OT403 oversize trim ring

Housings	Max Lamp Compatibility
H27ICAT H27RICAT	50W PAR30S, 75W PAR30L, 65W BR30, 75W R30
E27ICAT E27RICAT	50W PAR30S, 75W PAR30L, 65W BR30

Compatible with Halogen, Incandescent, LED* or CFL* lamps

426
Clear Specular Reflector Cone, White Trim

426MB
Black Specular Reflector Cone, White Trim

426H
Haze Reflector Cone, White Trim

426SN
Satin Nickel Reflector Cone, Satin Nickel Trim

426TBZ
Tuscan Bronze Reflector Cone, Tuscan Bronze Trim

H930 (H7 Housings ONLY) PAR lamp aiming accessory for 310 and 426 trims. Allows 30° tilt and 358° rotation. 50W PAR30.

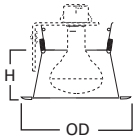

Dimensions**
H: 2-5/8" [67mm]
OD: 7-1/4" [184mm]

6106 Straight Reflector Cone, Self-flange

- Straight sides of cone reflector for large diameter, as well as BR30 and PAR30 lamps
- Self-flange reflector cone
- Coil spring retention
- Self-flange trim ring sized to hide gaps caused by construction tolerances

Housings		Max Lamp Compatibility
H27ICAT	E27ICAT	50W PAR30S, 75W PAR30L, 60W BR30
H27RICAT	E27RICAT	

Compatible with Halogen, Incandescent, LED* or CFL* lamps

6106SC
Specular Clear Reflector, White Self-flange

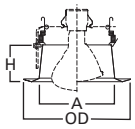

Dimensions**
A: 5-3/8" [137mm]
H: 2-5/8" [68mm]
OD: 7-3/4" [197mm]

6107 Tapered Reflector, Self-flange

- Self-flange reflector cone
- Contoured tapered sides of cone reflector for BR30 and PAR30 lamps
- Coil spring retention
- Self-flange trim ring sized to hide gaps caused by construction tolerances

Housings		Max Lamp Compatibility
H27ICAT	E27ICAT	50W PAR30S, 75W PAR30L, 65W BR30
H27RICAT	E27RICAT	

Compatible with Halogen, Incandescent, LED* or CFL* lamps

6107SC
Specular Clear Reflector, White Self-flange

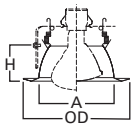

Dimensions**
A: 5-3/8" [137mm]
H: 2-5/8" [65mm]
OD: 7-3/4" [197mm]

*UL1993 listed LED & CFL equivalent lamps permitted. Consult lamp manufacturer for conditions of use. Eaton does not warranty the lamp.
****Key: A:** Luminous Aperture, **H:** Height, **OD:** Trim Outside Diameter

Specifications, compliances and dimensions subject to change without notice

6121 Shallow Full Cone Reflector, Self-flange

- Shallow full cone reflector for A19, PAR30S and BR30 lamps
- Torsion spring retention
- Self-flange trim ring sized to hide gaps caused by construction tolerances

Housings		Max Lamp Compatibility
H27ICAT	E27ICAT	40W A19, 60W PAR30S, 75W PAR30L, 65W BR30
H27RICAT	E27RICAT	

Compatible with Halogen, Incandescent, LED* or CFL* lamps

6121WH
White Reflector, White Self-flange

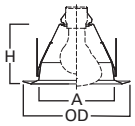

Dimensions**
A: 5-3/8" [137mm]
H: 4-3/8" [110mm]
OD: 7-3/4" [197mm]

Baffles

310 Coilex® Baffle

- Black or white phenolic Coilex baffle with white metal trim ring
- Removable trim ring
- Accessories available: TRM6 designer trim rings, OT403 oversize trim ring
- Coil spring retention

Housings	Max Lamp Compatibility
H27ICAT	50W PAR30S, 75W PAR30L, 65W BR30
H27RICAT	
E27ICAT	
E27RICAT	

Compatible with Halogen, Incandescent, LED* or CFL* lamps

310W
White Coilex Baffle, White Trim

310P
Black Coilex Baffle, White Trim

310SN
Satin Nickel Coilex Baffle, Satin Nickel Trim

310TBZ
Tuscan Bronze Coilex Baffle, Tuscan Bronze Trim

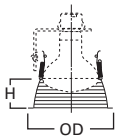

Dimensions**
H: 3-1/16" [78mm]
OD: 7-1/4" [184mm]

312 Coilex® Baffle

- Black or white phenolic Coilex baffle with white metal trim ring
- Contoured, tapered sides of 312 baffle features smaller lamp opening to conceal interior view of housing when used with PAR lamps
- Removable trim ring
- Accessories available: TRM6 designer trim rings, OT403 oversize trim ring
- Coil spring retention

Housings	Max Lamp Compatibility
H27ICAT	50W PAR30S, 75W PAR30L, 65W BR30
H27RICAT	
E27ICAT	
E27RICAT	

Compatible with Halogen, Incandescent, LED* or CFL* lamps

312W
White Baffle, White Trim

312P
Black Baffle, White Trim

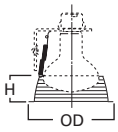

Dimensions**
H: 2-1/4" [57mm]
OD: 7-1/4" [184mm]

353 Metal Baffle

- Metallic finish trim rings and baffles
- Coil spring retention
- Removable trim ring

Housings	Max Lamp Compatibility
H27ICAT	50W PAR30S, 75W PAR30L, 65W BR30
H27RICAT	
E27ICAT	
E27RICAT	

Compatible with Halogen, Incandescent, LED* or CFL* lamps

353SN
Satin Nickel Baffle, Satin Nickel Trim

353TBZ
Tuscan Bronze Baffle, Tuscan Bronze Trim

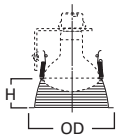

Dimensions**
H: 3" [76mm]
OD: 7-1/4" [184mm]

*UL1993 listed LED & CFL equivalent lamps permitted. Consult lamp manufacturer for conditions of use. Eaton does not warranty the lamp.

****Key: A:** Luminous Aperture, **H:** Height, **OD:** Trim Outside Diameter

E26 Screw Base Trims

IC Shallow Housings: H27ICAT • H27RICAT • E27ICAT • E27RICAT

6100 Tapered Metal Baffle with (2) Trim Rings

- Contoured tapered sides of metal baffle for BR30 and PAR30 lamps
- Two plastic removable trim rings included narrow 7.25" OD and wide oversized 8.00" OD
- Coil spring retention

Housings		Max Lamp Compatibility
H27ICAT	E27ICAT	50W PAR30S, 75W PAR30L, 65W BR30
H27RICAT	E27RICAT	

Compatible with Halogen, Incandescent, LED* or CFL* lamps

6100WB
White Baffle, Narrow & Wide White Trims (Included)

6100BB
Black Baffle, Narrow & Wide White Trims (Included)

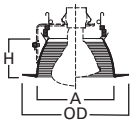

Dimensions**
A: 5-3/4" [148mm]
H: 2-7/8" [74mm]
OD: 7-1/4" [184mm] Narrow
OD: 8" [203mm] Wide

6101 Straight Metal Baffle with (2) Trim Rings

- Straight sides of metal baffle for large diameter lamps
- Two plastic removable trim rings included narrow 7.25" OD and wide 8.00" OD
- Coil spring retention

Housings		Max Lamp Compatibility
H27ICAT	E27ICAT	50W PAR30S, 75W PAR30L, 60W BR30
H27RICAT	E27RICAT	

Compatible with Halogen, Incandescent, LED* or CFL* lamps

6101WB
White Baffle, Narrow & Wide White Trim (Included)



6101BB
Black Baffle, Narrow & Wide White Trim (Included)

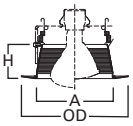

Dimensions**
A: 5-5/8" [144mm]
H: 2-5/8" [66mm]
OD: 7-1/4" [184mm] Narrow
OD: 8" [203mm] Wide

6102 Tapered Metal Baffle, Self-flange

- Contoured tapered sides of metal baffle
- Coil spring retention
- Self-flange trim ring sized to hide gaps caused by construction tolerances

Housings		Max Lamp Compatibility
H27ICAT	E27ICAT	50W PAR30S, 75W PAR30L, 65W BR30
H27RICAT	E27RICAT	

Compatible with Halogen, Incandescent, LED* or CFL* lamps

6102WB
White Baffle, White Self-flange

6102BB
Black Baffle, White Self-flange

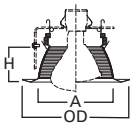

Dimensions**
A: 5-3/8" [137mm]
H: 2-5/8" [65mm]
OD: 7-3/4" [197mm]

6103 Straight Metal Baffle, Self-flange

- Straight sides of metal baffle for large diameter lamps
- Coil spring retention
- Self-flange trim ring sized to hide gaps caused by construction tolerances

Housings		Max Lamp Compatibility
H27ICAT	E27ICAT	50W PAR30S, 75W PAR30L, 60W BR30
H27RICAT	E27RICAT	

Compatible with Halogen, Incandescent, LED* or CFL* lamps

6103WB
White Baffle, White Self-flange

6103BB
Black Baffle, White Self-flange

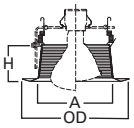

Dimensions**
A: 5-3/8" [137mm]
H: 2-5/8" [68mm]
OD: 7-3/4" [197mm]

*UL1993 listed LED & CFL equivalent lamps permitted. Consult lamp manufacturer for conditions of use. Eaton does not warranty the lamp.
****Key: A:** Luminous Aperture, **H:** Height, **OD:** Trim Outside Diameter

Specifications, compliances and dimensions subject to change without notice

6108 Coilex® Straight Plastic Baffle, Self-flange

- Straight sides of Coilex baffle for large diameter BR30 and PAR30 lamps
- Coil spring retention
- Self-flange trim ring sized to hide gaps caused by construction tolerances

Housings		Max Lamp Compatibility
H27ICAT	E27ICAT	39W PAR30S, 60W PAR30L, 50W BR30
H27RICAT	E27RICAT	

Compatible with Halogen, Incandescent, LED* or CFL* lamps

6108WB
White Plastic Straight Coilex Baffle, White Self-flange

6108BB
Black Plastic Straight Coilex Baffle, White Self-flange

6108BKBB
Black Plastic Straight Coilex Baffle, Black Self-flange

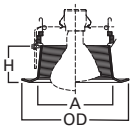

Dimensions**
A: 5-3/8" [137mm]
H: 2-5/8" [68mm]
OD: 7-3/4" [197mm]

6109 Coilex® Tapered Baffle, Self-flange

- Contoured tapered sides of Coilex baffle for BR30 and PAR30 lamps
- Coil spring retention
- Self-flange trim ring sized to hide gaps caused by construction tolerances

Housings		Max Lamp Compatibility
H27ICAT	E27ICAT	50W PAR30S, 75W PAR30L, 65W BR30
H27RICAT	E27RICAT	

Compatible with Halogen, Incandescent, LED* or CFL* lamps

6109WB
White Plastic Tapered Coilex Baffle, White Self-flange

6109BB
Black Plastic Tapered Coilex Baffle, White Self-flange

6109BKBB
Black Plastic Tapered Coilex Baffle, Black Self-flange

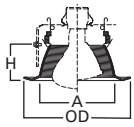

Dimensions**
A: 5-3/8" [137mm]
H: 2-5/8" [65mm]
OD: 7-3/4" [197mm]

6110 Perftex™ Baffle, Self-flange

- Perforated pattern baffle contoured for BR30 and PAR30 lamps
- Coil spring retention
- Self-flange trim ring sized to hide gaps caused by construction tolerances

Housings		Max Lamp Compatibility
H27ICAT	E27ICAT	50W PAR30S, 60W PAR30L, 50W BR30
H27RICAT	E27RICAT	

Compatible with Halogen, Incandescent, LED* or CFL* lamps

6110WB
White Perftex Baffle, White Self-flange

6110BB
Black Perftex Baffle, White Self-flange

6110BKBB
Black Perftex Baffle, Black Self-flange

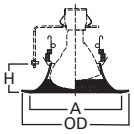

Dimensions**
A: 6-5/8" [169mm]
H: 2-1/8" [54mm]
OD: 7-3/4" [197mm]

6126 Shallow Full Cone Baffle, Self-flange

- Shallow full cone baffle for A19 and PAR30S lamps
- Torsion spring retention
- Socket supporting baffle
- Self-flange trim ring sized to hide gaps caused by construction tolerances

Housings		Max Lamp Compatibility
H27ICAT	E27ICAT	40W A19, 60W PAR30S, 75W PAR30L, 65W BR30
H27RICAT	E27RICAT	

Compatible with Halogen, Incandescent, LED* or CFL* lamps

6126WB
White Baffle, White Self-flange

6126BB
Black Baffle, White Self-flange

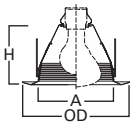

Dimensions**
A: 5-3/8" [137mm]
H: 4-3/8" [110mm]
OD: 7-3/4" [197mm]

*UL1993 listed LED & CFL equivalent lamps permitted. Consult lamp manufacturer for conditions of use. Eaton does not warranty the lamp.

****Key: A:** Luminous Aperture, **H:** Height, **OD:** Trim Outside Diameter

E26 Screw Base Trims

IC Shallow Housings: H27ICAT • H27RICAT • E27ICAT • E27RICAT

Adjustable – Eyeballs & Gimbals

74 Eyeball 30° Tilt, Self-flange

- Provides optimum position for PAR30S lamps
- Torsion spring retention
- Socket supporting eyeball

Housings		Max Lamp Compatibility
H27ICAT	E27ICAT	75W PAR30S
H27RICAT	E27RICAT	

Compatible with Halogen, Incandescent, LED* or CFL* lamps

74P
White Eyeball & Trim

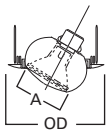

Dimensions**
A: 3-7/8" [98mm]
OD: 8" [203mm]

78 Eyeball 30° Tilt, Self-flange

- 30° tilt, 360° rotation
- Torsion spring retention
- Wide choice of finishes for any decor
- Socket supporting eyeball
- 78PAT makes installation Air-Tite regardless of housing used

Housings	Max Lamp Compatibility
H27ICAT	75W PAR30L, 65W BR30, 75W R30
H27RICAT	
E27ICAT	75W PAR30L, 65W BR30
E27RICAT	

Compatible with Halogen, Incandescent, LED* or CFL* lamps

78P
White Eyeball, White Trim

78PAT
White Eyeball, White Trim

air

78SN
Satin Nickel Eyeball,
Satin Nickel Trim

78TBZ
Tuscan Bronze Eyeball,
Tuscan Bronze Trim

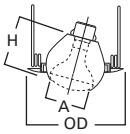

Dimensions**
A: 4" [100mm]
H: 4-1/8" [105mm]
OD: 8" [203mm]

420 Regressed Eyeball 30° Tilt, Self-flange

- Regressed eyeball with baffle splay
- Removable trim ring
- Accessories available: TRM6 designer trim rings, OT403 oversize trim ring
- Socket supporting eyeball

Housings	Max Lamp Compatibility
H27ICAT	50W PAR30S, 50W PAR30L, 60W BR30
H27RICAT	
E27ICAT	
E27RICAT	

Compatible with Halogen, Incandescent, LED* or CFL* lamps

420W
White Eyeball & Baffle,
White Trim

420P
White Eyeball & Black Baffle,
White Trim

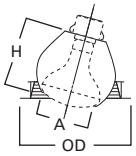

Dimensions**
A: 4" [100mm]
H: 4" [102mm]
OD: 7-1/4" [184mm]

6130 Eyeball 35° Tilt, Self-flange

- 35° tilt, 360° rotation
- Adjustable eyeball trim for BR30 and PAR30 lamps
- Torsion spring retention
- Socket supporting eyeball
- Self-flange trim ring sized to hide gaps caused by construction tolerances

Housings		Max Lamp Compatibility
H27ICAT	E27ICAT	75W PAR30L, 65W BR30
H27RICAT	E27RICAT	

Compatible with Halogen, Incandescent, LED* or CFL* lamps

6130WH
White Eyeball, White Self-flange

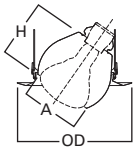

Dimensions**
A: 3-7/8" [100mm]
H: 3-7/8" [100mm]
OD: 7-3/4" [197mm]

*UL1993 listed LED & CFL equivalent lamps permitted. Consult lamp manufacturer for conditions of use. Eaton does not warranty the lamp.
****Key: A:** Luminous Aperture, **H:** Height, **OD:** Trim Outside Diameter

Specifications, compliances and dimensions subject to change without notice

6215 Double Gimbal 30°-50° Tilt, Self-flange

- 30°-50° tilt, 360° rotation
- 50° tilt with double gimbal design using compound angles
- Double gimbal for PAR30S lamps
- Torsion spring retention
- Shallow housings are compatible with PAR30S (short-neck) lamps
- Socket supporting gimbal
- Self-flange trim ring sized to hide gaps caused by construction tolerances

Housings		Max Lamp Compatibility
H27ICAT	E27ICAT	60W PAR30S
H27RICAT	E27RICAT	

Compatible with Halogen, Incandescent, LED* or CFL* lamps

6215WH
White Gimbal,
White Self-flange

6215BK
Black Gimbal,
Black Self-flange

6215SN
Satin Nickel Gimbal,
Satin Nickel Self-flange

6215TBZ
Tuscan Bronze Gimbal,
Tuscan Bronze Self-flange

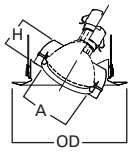

Dimensions**
A: 3-3/8" [84mm]
H: 2" [51mm]
OD: 7-3/4" [197mm]

Lenses & Wet Location Showerlights

170 Albalite Lens with Reflector

- White trim with Albalite glass lens
- PS version features non-conductive, non-corrosive gasketed polymer (plastic) trim ring
- PS version is "dead-front" construction and is wet location listed for use in showers
- Torsion spring retention
- PS version is Air-Tite; making any installation Air-Tite

Housings	Max Lamp Compatibility
H27ICAT	35W PAR30L
H27RICAT	40W A19
E27ICAT	29W A19
E27RICAT	

Compatible with Halogen, Incandescent, LED* or CFL* lamps

170P
Albalite Lens, White Trim

170PS
Albalite Lens, Polymer White Trim

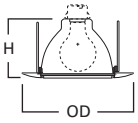

Dimensions**
H: 4" [102mm]
OD: 8" [203mm]

171 Drop Opal Glass Lens with Reflector

- White trim with drop opal glass lens
- PS version features non-conductive, non-corrosive gasketed polymer (plastic) trim ring
- PS version features "dead-front" construction and is wet location listed for use in showers
- Torsion spring retention
- PS version is Air-Tite; making any installation Air-Tite

Housings	Max Lamp Compatibility
H27ICAT	40W A19
H27RICAT	
E27ICAT	29W A19
E27RICAT	

Compatible with Halogen, Incandescent, LED* or CFL* lamps

171P
Drop Opal Lens, White Trim

171PS
Drop Opal Lens, White Polymer Trim

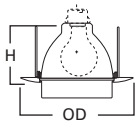

Dimensions**
H: 4" [102mm]
OD: 8" [203mm]

172 Dome Glass Lens with Reflector

- Frosted glass dome
- Features "dead-front" construction and is wet location listed for use in showers
- Non-conductive, non-corrosive gasketed polymer (plastic) trim ring
- Torsion spring retention
- Air-Tite trim makes any installation Air-Tite

Housings	Max Lamp Compatibility
H27ICAT	60W A19, 50W PAR30S
H27RICAT	
E27ICAT	43W A19
E27RICAT	

Compatible with Halogen, Incandescent, LED* or CFL* lamps

172PS
Frosted Glass Dome,
White Polymer Trim

172SNS
Frosted Glass Dome,
Satin Nickel Polymer Trim

172TBZS
Frosted Glass Dome,
Tuscan Bronze Polymer Trim

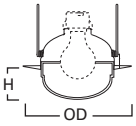

Dimensions**
H: 2-1/8" [54mm]
OD: 7-3/4" [197mm]

*UL1993 listed LED & CFL equivalent lamps permitted. Consult lamp manufacturer for conditions of use. Eaton does not warranty the lamp.

****Key: A:** Luminous Aperture, **H:** Height, **OD:** Trim Outside Diameter

E26 Screw Base Trims

IC Shallow Housings: H27ICAT • H27RICAT • E27ICAT • E27RICAT

173 Fresnel Lens with Reflector

- White trim with glass Fresnel lens
- PS version features non-conductive, non-corrosive gasketed polymer (plastic) trim ring
- PS version is "dead-front" construction and is wet location listed for use in showers
- Torsion spring retention
- PS version is Air-Tite; making any installation Air-Tite

Housings	Max Lamp Compatibility
H27ICAT	40W A19, 35W PAR30L
E27ICAT	35W PAR30L

Compatible with Halogen, Incandescent, LED* or CFL* lamps

173P
Fresnel Lens, White Trim

173PS
Fresnel Lens, White Polymer Trim

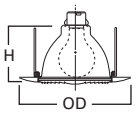

Dimensions**
H: 4" [102mm]
OD: 8" [203mm]

6145 Open Wet Location, Shallow Reflector, Self-flange

- Open wet location shallow Showerlight for PAR30S and PAR38 outdoor rated lamps ONLY
- Torsion spring retention
- Socket supporting cone
- Self-flange trim ring sized to hide gaps caused by construction tolerances

Housings		Max Lamp Compatibility
H27ICAT	E27ICAT	75W PAR30S, 75W PAR30L, 80W PAR38
H27RICAT	E27RICAT	

Compatible with Halogen, Incandescent, LED* or CFL* lamps

6145WH
White Shallow Reflector, White Self-flange

6145SN
Satin Nickel Shallow Reflector, Satin Nickel Self-flange

6145TBZ
Tuscan Bronze Shallow Reflector, Tuscan Bronze Self-flange

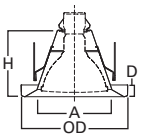

Dimensions**
A: 5-3/8" [136mm]
D: 7/8 [22mm]
H: 4-7/8" [123mm]
OD: 7-3/4" [197mm]

Outdoor Rated Lamp ONLY
(Purchase Separately)

Lamp Gasket
(Included)

6150 Low Profile, Frosted Glass Dome Lens, Self-flange

- Low profile, frosted glass dome lens
- Wet location Showerlight
- Torsion spring retention
- Non-conductive "dead-front" polymer (plastic) trim ring and glass lens
- Socket supporting internal reflector
- Self-flange trim ring sized to hide gaps caused by construction tolerances

Housings		Max Lamp Compatibility
H27ICAT	E27ICAT	29W A19, 39W PAR30S
H27RICAT	E27RICAT	

Compatible with Halogen, Incandescent, LED* or CFL* lamps

6150WH
Frosted Glass Dome Lens with Reflector, White Plastic Self-flange

6150SN
Frosted Glass Dome Lens with Reflector, Satin Nickel Plastic Self-flange

6150TBZ
Frosted Glass Dome Lens with Reflector, Tuscan Bronze Plastic Self-flange

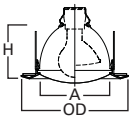

Dimensions**
A: 5-1/8" [130mm]
H: 4-1/5" [107mm]
OD: 7-3/4" [197mm]

6162 Drop Opal Plastic Lens, Self-flange

- Wet location Showerlight
- Non-conductive "dead-front" polymer (plastic) trim and lens
- Torsion spring retention
- Socket supporting internal reflector
- Self-flange trim ring sized to hide gaps caused by construction tolerances

Housings		Max Lamp Compatibility
H27ICAT	E27ICAT	29W A19
H27RICAT	E27RICAT	

Compatible with Halogen, Incandescent, LED* or CFL* lamps

6162WH
Drop Opal Plastic Lens with Reflector, Frosted Plastic Self-flange

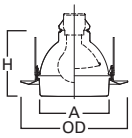

Dimensions**
A: 5-1/8" [130mm]
H: 3-7/8" [122mm]
OD: 7-3/4" [197mm]

*UL1993 listed LED & CFL equivalent lamps permitted. Consult lamp manufacturer for conditions of use. Eaton does not warranty the lamp.
****Key: A:** Luminous Aperture, **H:** Height, **OD:** Trim Outside Diameter

Specifications, compliances and dimensions subject to change without notice

6230 Squircle Frost Glass Lens, Metal Trim, Self-flange

Showerlight

- Low profile frost glass lens
- Wet location Showerlight
- Torsion spring retention
- Self-flange low profile metal trim ring
- Socket supporting internal bracket
- Integral rotation adjustment up to +/– 25° for precise alignment with room

Housings		Max Lamp Compatibility
H27ICAT	E27ICAT	29W A19
H27RICAT	E27RICAT	

Compatible with Halogen, Incandescent, LED* or CFL* lamps

6230AH
Frost Glass Lens, Aluminum Haze Squircle Trim

6230PN
Frost Glass Lens, Polished Nickel Squircle Trim

6230SN
Frost Glass Lens, Satin Nickel Squircle Trim

6230TBZ
Frost Glass Lens, Tuscan Bronze Squircle Trim

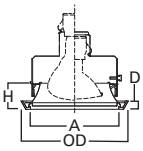

Dimensions**
A: 6" [152mm]
H: 4-1/4" [109mm]
D: 3/4" [20mm]
OD: 7-1/4" [185mm]

6255 Soft Square, Frost Curved Glass Lens, Self-flange

Showerlight

- Low profile curved frost glass lens
- Wet location Showerlight
- Torsion spring retention
- Non-conductive "dead-front" polymer (plastic) trim ring and glass lens
- Integral rotation adjustment up to +/– 25° for precise alignment with room
- Integrated socket supporting reflector for even illumination across lens corner-to-corner

Housings		Max Lamp Compatibility
H27ICAT	E27ICAT	29W A19
H27RICAT	E27RICAT	

Compatible with Halogen, Incandescent, LED* or CFL* lamps

6255WH
Frost Curved Glass Lens with Reflector, White Plastic Self-flange

6255SN
Frost Curved Glass Lens with Reflector, Satin Nickel Plastic Self-flange

6255TBZ
Frost Curved Glass Lens with Reflector, Tuscan Bronze Plastic Self-flange

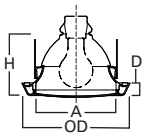

Dimensions**
A: 5-7/8" [149mm]
D: 1" [25mm]
H: 4-1/2" [114mm]
OD: 7-5/8" [194mm]

Open, Splay & Wall Wash

300 Open Trim with Fixed Socket Bracket

- Open trim for BR30 and PAR30 lamps
- Torsion spring retention
- Socket supporting internal bracket

Housings	Max Lamp Compatibility
H27ICAT	75W PAR30S, 50W PAR30L, 60W BR30
H27RICAT	75W PAR30S, 60W BR30
E27ICAT	**300P:** 60W PAR30S, 60W PAR30L, 60W BR30
E27RICAT	**300SN**, **300TBZ:** 60W PAR30S, 60W PAR30L, 50W BR30

Compatible with Halogen, Incandescent, LED* or CFL* lamps

300P
Socket Bracket with White Open Trim

300SN
Socket Bracket with Satin Nickel Open Trim

300TBZ
Socket Bracket with Tuscan Bronze Open Trim

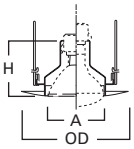

Dimensions**
A: 4-3/4" [122mm]
H: 4-3/4" [122mm]
OD: 7-1/4" [184mm]

328 White Splay Trim

- Splay trim for BR30 and PAR30 lamps
- Coil spring retention

Housings	Max Lamp Compatibility
H27ICAT	50W PAR30S, 75W PAR30L, 65W BR30
H27RICAT	
E27ICAT	
E27RICAT	

Compatible with Halogen, Incandescent, LED* or CFL* lamps

328P
White Splay Trim

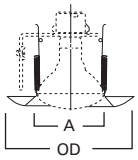

Dimensions**
H: 3-7/8" [98mm]
OD: 7-3/4" [197mm]

*UL1993 listed LED & CFL equivalent lamps permitted. Consult lamp manufacturer for conditions of use. Eaton does not warranty the lamp.

****Key: A:** Luminous Aperture, **H:** Height, **OD:** Trim Outside Diameter

E26 Screw Base Non-Insulated Ceiling Housings & Trims

Quick Reference – Non-IC

Trim Series #	Style	H7T	H7TCP	H7RT	E7TAT	E7RTAT	H7TNB	E7TATNB	H27T	H27RT	E27TAT	E27RTAT
30	Reflector & Baffle	•	•	•	•	•	•	•	—	—	—	—
70	Showerlight	•	•	•	•	•	—	—	•	—	•	—
71	Showerlight	•	•	•	•	•	—	—	•	—	•	—
73	Showerlight	•	•	•	•	•	—	—	•	—	•	—
74	Adjustable	•	—	•	•	•	•	•	•	•	•	•
76	Adjustable	•	•	•	•	•	•	•	—	—	—	—
78	Adjustable	•	•	•	•	•	•	•	•	•	•	•
79	Pinhole	•	•	—	•	—	—	—	•	•	•	•
170	Showerlight	•	—	•	•	•	•	•	•	•	•	•
171	Showerlight	•	—	•	•	•	•	•	•	•	•	•
172	Showerlight	•	—	•	•	•	•	•	•	•	•	•
173	Showerlight	•	—	•	•	•	•	•	•	•	•	•
300	Open	•	—	—	•	—	—	—	—	—	—	—
301	Open	•	•	•	•	•	—	—	•	•	•	•
303	Wall Wash	•	•	•	•	•	—	—	—	—	—	—
310	Baffle	•	•	•	•	•	—	—	•	•	•	•
312	Baffle	•	—	•	•	•	—	—	•	•	•	•
328	Splay	•	•	•	•	•	—	—	•	•	•	•
353	Baffle	•	—	•	•	•	—	—	•	•	•	•
376	Adjustable	•	•	•	•	•	•	•	•	•	•	•
378	Adjustable	•	•	•	•	—	•	•	•	•	•	—
401	Open	•	•	•	•	•	—	—	—	—	—	—
405	Reflector	•	•	•	•	•	•	•	—	—	—	—
410	Baffle	•	•	•	•	•	—	—	—	—	—	—
419	Adjustable	•	•	•	•	•	•	•	•	•	•	•
420	Adjustable	•	—	•	•	•	•	•	•	•	•	•
424	Wall Wash	•	•	•	•	•	—	—	—	—	—	—
425	Wall Wash	•	•	•	•	•	—	—	—	—	—	—
426	Reflector	•	•	•	•	•	—	—	•	•	•	•
428	Splay	•	•	•	•	•	—	—	—	—	—	—
429	Reflector	•	•	•	•	•	—	—	—	—	—	—
430	Wall Wash	•	—	—	•	—	•	•	—	—	—	—
478	Adjustable	•	•	•	•	•	•	•	—	—	—	—
1412	Adjustable	•	—	•	•	—	—	—	—	—	—	—
1416	Reflector & Baffle	•	—	•	•	—	—	—	—	—	—	—
1417	Adjustable	•	•	•	•	—	—	—	—	—	—	—
1450	Slot	•	—	•	—	—	—	—	—	—	—	—
1475	Adjustable	•	—	•	•	•	—	—	—	—	—	—
1479	Pinhole	•	•	•	•	•	—	—	—	—	—	—
4051	Reflector	•	—	•	•	•	•	•	—	—	—	—
4261	Reflector	•	—	•	•	•	—	—	•	•	•	•
30SBAT	Reflector	•	—	•	•	•	•	•	—	—	—	—

Specifications, compliances and dimensions subject to change without notice

E26 Screw Base Non-Insulated Ceiling Housings & Trims

Quick Reference – Non-IC

6 INCH

Trim Series #	Style	H7T	H7TCP	H7RT	E7TAT	E7RTAT	H7TNB	E7TATNB	H27T	H27RT	E27TAT	E27RTAT
6100	Baffle	•	•	•	•	•	—	—	•	•	•	•
6101	Baffle	•	•	•	•	•	—	—	•	•	•	•
6102	Baffle	•	•	•	•	•	—	—	•	•	•	•
6103	Baffle	•	•	•	•	•	—	—	•	•	•	•
6106	Reflector	•	•	•	•	•	—	—	•	•	•	•
6107	Reflector	•	•	•	•	•	—	—	•	•	•	•
6108	Baffle	•	•	•	•	•	—	—	•	•	•	•
6109	Baffle	•	•	•	•	•	—	—	•	•	•	•
6110	Baffle	•	•	•	•	•	—	—	•	•	•	•
6120	Reflector	•	•	•	•	•	•	•	—	—	—	—
6121	Reflector	•	—	•	•	•	•	•	•	•	•	•
6125	Baffle	•	•	•	•	•	•	•	—	—	—	—
6126	Baffle	•	—	•	•	•	•	•	•	•	•	•
6130	Adjustable	•	•	•	•	•	•	•	•	•	•	•
6145	Open Showerlight	•	•	•	•	•	•	•	•	•	•	•
6146	Open Showerlight	•	•	•	•	•	•	•	—	—	—	—
6150	Showerlight	•	•	•	•	•	•	•	•	•	•	•
6160	Showerlight	•	•	•	•	•	—	—	•	—	•	—
6170	Adjustable	•	•	•	•	•	•	•	—	—	—	—
6215	Adjustable	•	•	•	•	•	•	•	•	•	•	•
6222	Adjustable	•	•	•	•	•	•	•	—	—	—	—
6230	Showerlight	•	•	•	•	•	•	•	•	•	•	•
6255	Showerlight	•	•	•	•	•	•	•	•	•	•	•

E26 Screw Base Non-IC Housing

H7T

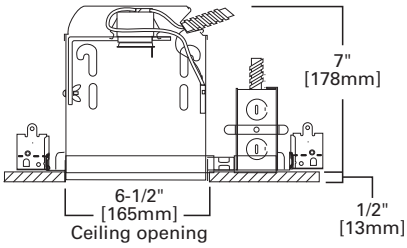

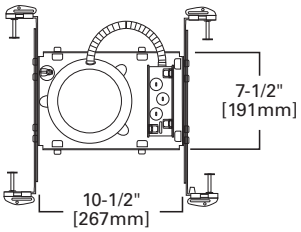

H7T

6" Non-IC, New Construction, 120V

The H7 recessed housing is the standard in the industry for both light commercial and residential applications. H7 series features full-frame design, robust construction, feed-through listing, Got Nail! bar hangers; and may support use of higher wattage lamps. A wide variety of trims allows a number of different lighting effects to be created with one basic housing. The H7T is for use in non-insulated ceilings. If ceiling insulation is present, it must be kept 3" from all sides of housing. May be retrofit with compatible Halo LED lighting systems.

Special Features

Got Nail!™ bar hangers
q-Channel bars with Pass-N-Thru™
Slide-N-Side™ junction box
Quick Connect™ push wire nuts

Compatible Trims

30◊	172◊	378	428	1479	6108	6146
70	173	401	429	4051	6109	6150
71	300	405	430◊	4261	6110	6160
73	301	410	478	6100	6120◊	6170
74	303	419	1412	6101	6121◊	6215
76	310	420	1416	6102	6125◊	6222
78◊	312	424	1417	6103	6126◊	6230
79	328	425	1450	6106	6130	6255
170	353	426	1475	6107	6145	30SBAT◊
171	376					

Trims for use in Halo listed housings

Select trims are classified for use in other housings, see www.eaton.com/lighting/legal

◊ Air-Tite trims can make the H7T installation ASTM E283 compliant (in a non-insulated ceiling)

Features

Housing
- Single wall die-stamped CRS housing
- White housing paint finish

Socket Plate
- Rigid socket plate adjusts and locks without tools for various lamp sizes
- Socket plate and bracket may be removed when using socket supporting trims

Plaster Frame
- The housing can be removed from plaster frame to provide access to the junction box
- Galvanized steel construction
- Housing adjusts in plaster frame to accommodate ceilings up to 1" – 3/8" thick
- Plaster frame features include:
  - Patented regressed locking screw positioned for securing hanger bars from below the ceiling
  - Cutouts for easily crimping hanger bars in position
  - Halo name embossed on plaster frame

Includes:
- Got Nail!™ bar hangers (Details Pg. 9)
- q-Channel bars with Pass-N-Thru™ (Details Pg. 9)
- Slide-N-Side™ junction box wire traps (Details Pg. 9)
- Quick Connect™ push wire nuts (Details Pg. 9)

Socket
- Porcelain socket with nickel plated brass screw shell
- Snap-in springs secure socket to socket plate, and may be detached when using socket supporting trims
- Overspray protector included

Thermal Protector
Self resetting thermal protector deactivates fixture if overheating occurs due to improper lamping or misapplied insulation

Trims
Halo Fit-All concept offers multiple trim options in a variety of design styles, and functional beam distributions to control beam angle and lumen delivery in accommodating various lamp types including Halogen, CFL and LED

Compliance
- cULus Listed 1598 luminaire
- cULus Listed damp location
- cULus Listed for wet location, covered ceiling, with select trims
- cULus Listed for feed through
- RoHS compliant
- IP rated (Improper Lamp)

Specifications, compliances and dimensions subject to change without notice

E26 Screw Base Non-IC Housing

H7TCP



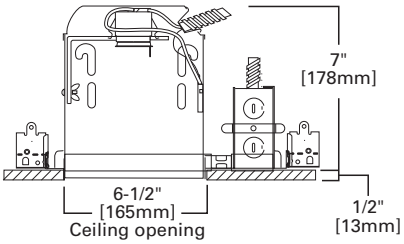

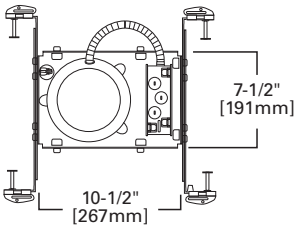

H7TCP

6" Non-IC, New Construction or Remodel, Chicago Plenum, 120V

The H7TCP recessed housing is designed for City of Chicago applications. The wide variety of trims available allows a number of different lighting effects to be created with one basic housing. The H7TCP is designed for non-insulated Chicago Plenum ceilings where insulation must be kept a minimum of 3" from all sides of housing. May be retrofit with compatible Halo LED lighting systems.

Special Features

Chicago Plenum

Compatible Trims

30	301	405	429	6103	6120	6160
70	303	410	478	6106	6125	6170
71	310	419	1417	6107	6130	6215
73	328	424	1479	6108	6145	6222
76	376	425	6100	6109	6146	6230
78	378	426	6101	6110	6150	6255
79	401	428	6102			

Trims for use in Halo listed housings

Select trims are classified for use in other housings, see www.eaton.com/lighting/legal

Features

Housing
- Single wall CRS housing
- White housing paint finish
- Constructed and gasketed to meet Chicago CCEA requirements

Plaster Frame
- "Boat shaped" plaster frame design for new construction or remodel in existing ceilings
- Galvanized steel die-formed construction
- Housing adjusts in plaster frame to accommodate up to 1" ceiling thickness

Socket Plate
- Rigid socket plate adjusts and locks without tools for various lamp sizes
- Socket plate and bracket may be removed when using socket supporting trims

Socket
- Porcelain socket with nickel plated brass screw shell
- Snap-in socket speeds installation and attaches directly to the trim for consistent lamp positioning
- Overspray protector included

Thermal Protector
Self resetting thermal protector deactivates fixture if overheating occurs due to improper lamping or misapplied insulation

Trims
Halo Fit-All concept offers multiple trim options in a variety of design styles, and functional beam distributions to control beam angle and lumen delivery in accommodating various lamp types including Halogen, CFL and LED

Compliance
- cULus Listed 1598 luminaire
- cULus Listed damp location
- cULus Listed for wet location, covered ceiling, with select trims
- cULus Listed for feed through
- RoHS compliant
- IP rated (Improper Lamp)
- City of Chicago Environmental Air "Chicago Plenum" Compliant

E26 Screw Base Non-IC Housing

H7RT

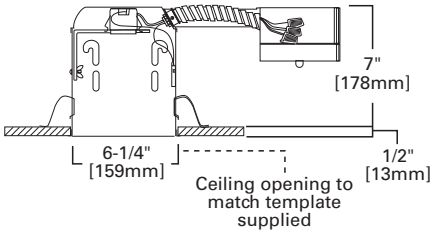

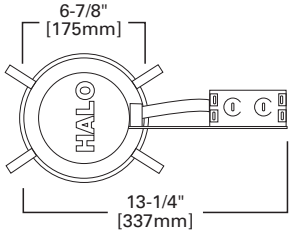

H7RT

6" Non-IC, Remodel, 120V

The H7 recessed remodel housing is the standard in the industry for both light commercial and residential applications. H7 series features full-frame design, robust construction, feed-through listing, Got Nail! bar hangers; and may support use of higher wattage lamps. A wide variety of trims allows a number of different lighting effects to be created with one basic housing. The H7RT is for use in non-insulated existing ceilings where the remodel housing slips through opening in finished ceiling. If ceiling insulation is present, it must be kept 3" from all sides of housing. May be retrofit with compatible Halo LED lighting systems.

Special Features

Quick Connect™ push wire nuts

Compatible Trims

30◊	172	378	428	4051	6109	6150
70	173	401	429	4261	6110	6160
71	301	405	478	6100	6120◊	6170
73	303	410	1412	6101	6121◊	6215
74	310	419	1416	6102	6125◊	6222
76	312	420	1417	6103	6126◊	6230
78◊	328	424	1450	6106	6130	6255
170	353	425	1475	6107	6145	30SBAT◊
171	376	426	1479	6108	6146	

Trims for use in Halo listed housings

Select trims are classified for use in other housings, see www.eaton.com/lighting/legal

◊ Air-Tite trims can make the H7RT installation ASTM E283 compliant (in a non-insulated ceiling)

Features

Housing
- Single wall die-stamped CRS shallow housing
- White housing paint finish
- For installation from below the finished ceiling. Integral flange secures fixture against ceiling.

Socket Plate
- Rigid socket plate adjusts and locks without tools for various lamp sizes
- Socket plate and bracket may be removed when using socket supporting trims

Remodel Springs
Four remodel springs secure housing and accommodate 1/2" and 5/8" ceiling material

Junction Box
- Seven 1/2" trade size conduit knockouts with true pry-out slots are positioned to accommodate straight conduit runs
- Four non-metallic (NM) cable pry-outs included

Includes:
- Quick Connect™ push wire nuts (Details Pg. 9)

Socket
- Porcelain socket with nickel plated brass screw shell
- Snap-in springs secure socket to socket plate, and may be detached when using socket supporting trims
- Overspray protector included

Thermal Protector
Self resetting thermal protector deactivates fixture if overheating occurs due to improper lamping or misapplied insulation

Trims
Halo Fit-All concept offers multiple trim options in a variety of design styles, and functional beam distributions to control beam angle and lumen delivery in accommodating various lamp types including Halogen, CFL and LED

Compliance
- cULus Listed 1598 luminaire
- cULus Listed damp location
- cULus Listed for wet location, covered ceiling, with select trims
- cULus Listed for feed through
- RoHS compliant
- IP rated (Improper Lamp)

Specifications, compliances and dimensions subject to change without notice

E26 Screw Base Non-IC Housing

E7TAT

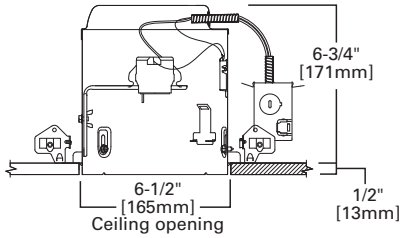

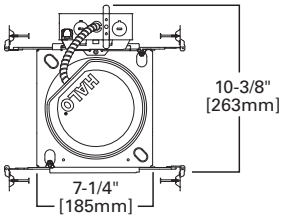

E7TAT

6" Non-IC, Air-Tite, New Construction Housing, 120V

The E7TAT is a compact and efficient recessed Non-IC housing optimized and listed for EISA compliant tungsten-halogen, CFL and LED lamps as well as incandescent. Housing is suitable for residential or light commercial applications. For installation in non-insulated ceilings; if ceiling insulation is present it must be kept 3" from all sides of housing. Housing features Air-Tite code compliant construction. Use with a variety of trims and finishes to create different lighting effects or to match any decor. May be retrofit with compatible Halo LED lighting systems.

Special Features

- All-Nail!™ bar hangers
- q-Channel bars with Pass-N-Thru™
- Hinged j-box with Slide-N-Side™
- Quick Connect™ push wire nuts
- Air-Tite™ code compliant

Compatible Trims

30	172	376	426	1479	6108	6146
70	173	378	428	4051	6109	6150
71	300	401	429	4261	6110	6160
73	301	405	430	6100	6120	6170
74	303	410	478	6101	6121	6215
76	310	419	1412	6102	6125	6222
78	312	420	1416	6103	6126	6230
79	328	424	1417	6106	6130	6255
170	353	425	1475	6107	6145	30SBAT
171						

Trims for use in Halo listed housings

Select trims are classified for use in other housings, see www.eaton.com/lighting/legal

Features

Housing
- Single wall die-formed housing
- Housing features a precision rolled interlocking collar which maintains aperture geometry for greater assurance of installation results
- Exclusive Air-Tite gasket meets code where required, and seals between housing, frame and finished ceiling - without need for additional caulk
- May be removed from the plaster frame to provide access to junction box

Socket Plate
- Rigid socket plate adjusts and locks without tools for various lamp sizes
- Socket plate and bracket may be removed when using socket supporting trims

Plaster Frame
- Galvanized steel frame. Housing adjusts in plaster frame to accommodate up to 3/8" - 1" ceiling thickness.
- (2) Regressed locking screws for securing hanger bars

Includes:
- All-Nail!™ bar hangers (Details Pg. 11)
- q-Channel bars with Pass-N-Thru™ (Details Pg. 11)
- Hinged junction box with Slide-N-Side™ (Details Pg. 11)
- Quick Connect™ push wire nuts (Details Pg. 11)
- Air-Tite™ code compliant (Details Pg. 11)

Socket
- Porcelain socket with nickel plated brass screw shell
- Snap-in springs secure socket to socket plate, and may be detached when using socket supporting trims
- Shipped with socket overspray protector installed

Thermal Protector
Self resetting thermal protector deactivates fixture if overheating occurs due to improper lamping or misapplied insulation

Trims
Halo Fit-All concept offers multiple trim options in a variety of design styles, and functional beam distributions to control beam angle and lumen delivery in accommodating various lamp types including Halogen, CFL and LED

Compliance
- cULus Listed 1598 luminaire
- cULus Listed damp location
- cULus Listed for wet location, covered ceiling, with select trims
- Air-Tite code compliant. Certified under ASTM E283; not exceeding 2.0 cfm (0.944 L/s) air leakage rate tested at a 1.57 psf (75 Pa) pressure differential.
- RoHS compliant

E26 Screw Base Non-IC Housing

E7RTAT

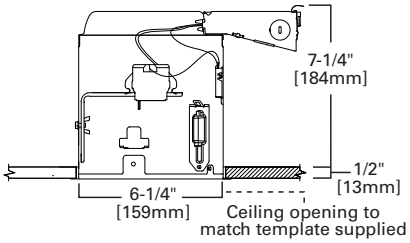

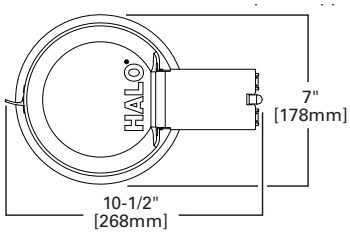

E7RTAT

6" Non-IC, Air-Tite, Remodel Housing, 120V

The E7RTAT is a compact and efficient recessed remodel Non-IC housing optimized and listed for EISA compliant, tungsten-halogen, CFL and LED lamps as well as incandescent. Housing is suitable for residential or light commercial applications. For installation in non-insulated ceilings, if ceiling insulation is present it must be kept 3" from all sides of housing. Housing features Air-Tite code compliant construction. Use with a variety of trims and finishes to create different lighting effects or to match any decor. May be retrofit with compatible Halo LED lighting systems.

Special Features

Hinged j-box with Slide-N-Side™
Quick Connect™ push wire nuts
Air-Tite™ code compliant

Compatible Trims

30	172	376	426	6100	6110	6150
70	173	401	428	6101	6120	6160
71	301	405	429	6102	6121	6170
73	303	410	478	6103	6125	6215
74	310	419	1475	6106	6126	6222
76	312	420	1479	6107	6130	6230
78	328	424	4051	6108	6145	6255
170	353	425	4261	6109	6146	30SBAT
171						

Trims for use in Halo listed housings

Select trims are classified for use in other housings, see www.eaton.com/lighting/legal

Features

Housing
- Single wall die-formed housing
- Die formed flange maintains aperture geometry for greater assurance of installation results
- Exclusive Air-Tite gasket meets code where required, and seals between housing, flange and finished ceiling - without need for additional caulk
- For installation from below the finished ceiling. Integral flange secures fixture against ceiling.

Remodel Retention System - Speed Clamps
- Exclusive two integral speed clamps securely lock housing to ceiling, accommodating 3/8" to 2" ceiling materials

Socket Plate
- Rigid socket plate adjusts and locks without tools for various lamp sizes
- Socket plate and bracket may be removed when using socket supporting trims

Includes:
- Hinged junction box with Slide-N-Side™ (Details Pg. 11)
- Quick Connect™ push wire nuts (Details Pg. 11)
- Air-Tite™ code compliant (Details Pg. 11)

Socket
- Porcelain socket with nickel plated brass screw shell
- Snap-in springs secure socket to socket plate, and may be detached when using socket supporting trims
- Shipped with socket overspray protector installed

Thermal Protector
Self resetting thermal protector deactivates fixture if overheating occurs due to improper lamping or misapplied insulation

Trims
Halo Fit-All concept offers multiple trim options in a variety of design styles, and functional beam distributions to control beam angle and lumen delivery in accommodating various lamp types including Halogen, CFL and LED

Quick Connect™ Wiring Tray
- (3) Color coded 4-port push-in wire nuts included
- Captive tray holds push-nuts in place for one-handed connections to line, neutral & ground
- Speeds installation and increases reliability
- No additional wire nuts required

Compliance
- cULus Listed 1598 luminaire
- cULus Listed damp location
- cULus Listed for wet location, covered ceiling, with select trims
- Air-Tite code compliant. Certified under ASTM E283; not exceeding 2.0 cfm (0.944 L/s) air leakage rate tested at a 1.57 psf (75 Pa) pressure differential.
- RoHS compliant

Specifications, compliances and dimensions subject to change without notice

Reflectors

30 Reflector, Self-flange

- Self-flange reflector with torsion spring retention
- Accepts a wide range of lamps
- Makes installation Air-Tite regardless of housing used
- Socket supporting reflector

Housings	Max Lamp Compatibility
H7T	100W A19, 75W PAR30S, 75W PAR30L, 85W BR30, 100W R30, 150W PAR38
H7TCP	
H7RT	150W A21, 50W PAR30S, 75W PAR30L, 65W BR30, 75W R30, 150W PAR38
E7TAT	100W A19, 150W A21, 75W PAR30S, 75W PAR30L, 150W PAR38, 65W BR30
E7RTAT	100W A19, 150W A21, 50W PAR30S, 75W PAR30L, 150W PAR38, 65W BR30

Compatible with Halogen, Incandescent, LED* or CFL* lamps

30HAT
Haze Reflector, White Trim

30RGAT
Residential Gold Reflector, White Trim

30CAT
Clear Specular Reflector, White Trim

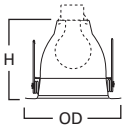

Dimensions**
H: 5" [127mm]
OD: 7-1/4" [184mm]

30SBAT Reflector, Self-flange

- Self-flange reflector with torsion spring retention
- Accepts a wide range of lamps
- Makes installation Air-Tite regardless of housing used
- Socket supporting reflector

Housings	Max Lamp Compatibility
H7T	100W A19, 150W A21, 50W PAR30S, 75W PAR30L, 150W PAR38, 85W BR30, 100W R30
H7RT	150W A21, 50W PAR30S, 75W PAR30L, 65W BR30, 75W R30, 150W PAR38
E7TAT	100W A19, 150W A21, 75W PAR30S, 75W PAR30L, 150W PAR38, 65W BR30
E7RTAT	100W A19, 150W A21, 50W PAR30S, 75W PAR30L, 150W PAR38, 65W BR30

Compatible with Halogen, Incandescent, LED* or CFL* lamps

30SBAT
Specular Black Reflector & Trim

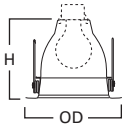

Dimensions**
H: 5" [127mm]
OD: 7-1/4" [184mm]

405 Specular Full Cone Reflector

- Full reflector for use with A-lamps
- Accessories available: TRM6 designer trim rings, OT403 oversize trim ring
- Friction clip retention on housing plaster ring
- Removable trim ring
- Socket supporting reflector

Housings	Max Lamp Compatibility
H7T	
H7TCP	
H7RT	150W A21
E7TAT	
E7RTAT	

Compatible with Halogen, Incandescent, LED* or CFL* lamps

405SC
Specular Clear Reflector, White Trim



Friction Clips install on housing plaster ring

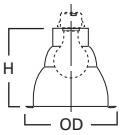

Dimensions**
H: 5" [127mm]
OD: 7-1/4" [184mm]

*UL1993 listed LED & CFL equivalent lamps permitted. Consult lamp manufacturer for conditions of use. Eaton does not warranty the lamp.

****Key: A:** Luminous Aperture, **H:** Height, **OD:** Trim Outside Diameter

E26 Screw Base Trims

Non-IC Housings: H7T • H7TCP • H7RT • E7TAT • E7RTAT

426 Reflector Cone

- Accepts a wide variety of lamps
- Coil spring retention
- Removable trim ring
- Accessories available: TRM6 designer trim rings, OT403 oversize trim ring

Housings	Max Lamp Compatibility
H7T H7TCP	75W PAR30S, 150W PAR38, 65W BR30, 120W BR40, 75W R30, 150W R40
H7RT	75W PAR30S, 75W PAR30L, 65W BR30, 120W BR40, 75W R30, 150W R40
E7TAT	75W PAR30S, 150W PAR38, 65W BR30, 120W BR40
E7RTAT	75W PAR30S, 75W PAR30L, 65W BR30, 120W BR40

Compatible with Halogen, Incandescent, LED* or CFL* lamps

426
Clear Specular Reflector Cone, White Trim

426MB
Black Specular Reflector Cone, White Trim

426H
Haze Reflector Cone, White Trim

426SN
Satin Nickel Reflector Cone, Satin Nickel Trim

426TBZ
Tuscan Bronze Reflector Cone, Tuscan Bronze Trim

H930 (H7 Housings ONLY) PAR lamp aiming accessory for 310 and 426 trims. Allows 30° tilt and 358° rotation. 50W PAR30.

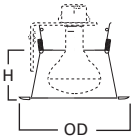

Dimensions**
H: 2-5/8" [67mm]
OD: 7-1/4" [184mm]

429 Dayform White Cone, Self-flange

- Contoured sides shield interior view of housing
- Removable trim ring
- Accessories available: TRM6 designer trim rings, OT403 oversize trim ring

Housings	Max Lamp Compatibility
H7T H7TCP H7RT	75W PAR30S, 75W PAR30L, 65W BR30, 75W R30
E7TAT E7RTAT	75W PAR30S, 75W PAR30L, 65W BR30

Compatible with Halogen, Incandescent, LED* or CFL* lamps

429P
White Reflector, White Self-flange

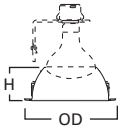

Dimensions**
H: 3" [76mm]
OD: 7-1/4" [184mm]

4051 White Full Cone Reflector, Self-flange

- Full reflector for use with A-lamps
- Friction clip retention on housing plaster ring
- Accessories available: TRM6 designer trim rings, OT403 oversize trim ring
- Socket supporting reflector

Housings		Max Lamp Compatibility
H7T	E7TAT	150W A21
H7RT	E7RTAT	

Compatible with Halogen, Incandescent, LED* or CFL* lamps

4051P
White Reflector, White Self-flange



Friction Clips install on housing plaster ring

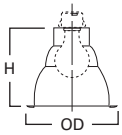

Dimensions**
H: 6" [152mm]
OD: 7-1/4" [184mm]

4261 White Reflector Cone, Self-flange

- Accepts R and PAR lamps
- Coil spring retention

Housings	Max Lamp Compatibility
H7T	75W PAR30S, 150W PAR38, 65W BR30, 120W BR40, 75W R30, 150W R40
H7RT	75W PAR30S, 75W PAR30L, 65W BR30, 120W BR40, 75W R30, 150W R40
E7TAT	75W PAR30S, 75W PAR30L, 150W PAR38, 65W BR30, 120W BR40
E7RTAT	75W PAR30S, 75W PAR30L, 65W BR30, 120W BR40

Compatible with Halogen, Incandescent, LED* or CFL* lamps

4261P
White Reflector, White Self-flange

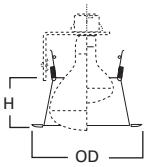

Dimensions**
H: 2-5/8" [67mm]
OD: 7-1/4" [184mm]

*UL1993 listed LED & CFL equivalent lamps permitted. Consult lamp manufacturer for conditions of use. Eaton does not warranty the lamp.
****Key: A:** Luminous Aperture, **H:** Height, **OD:** Trim Outside Diameter

Specifications, compliances and dimensions subject to change without notice

6106 Straight Reflector Cone, Self-flange

- Straight sides of cone reflector
- Self-flange reflector cone
- Coil spring retention
- Self-flange trim ring sized to hide gaps caused by construction tolerances

Housings		Max Lamp Compatibility
H7T	E7TAT	75W PAR30S, 75W PAR30L, 120W PAR38, 65W BR30, 120W BR40
H7RT	E7RTAT	
H7TCP		

Compatible with Halogen, Incandescent, LED* or CFL* lamps

6106SC
Specular Clear Reflector, White Self-flange

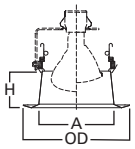

Dimensions**
A: 5-3/8" [137mm]
H: 2-5/8" [68mm]
OD: 7-3/4" [197mm]

6107 Tapered Reflector, Self-flange

- Self-flange reflector cone
- Contoured tapered sides of cone reflector
- Coil spring retention
- Self-flange trim ring sized to hide gaps caused by construction tolerances

Housings		Max Lamp Compatibility
H7T	E7TAT	75W PAR30S, 75W PAR30L, 65W BR30
H7TCP		
H7RT	E7RTAT	

Compatible with Halogen, Incandescent, LED* or CFL* lamps

6107SC
Specular Clear Reflector, White Self-flange

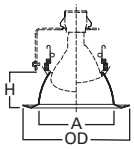

Dimensions**
A: 5-3/8" [137mm]
H: 2-5/8" [65mm]
OD: 7-3/4" [197mm]

6120 Full Cone Reflector, Self-flange

- Full cone reflector
- Torsion spring retention
- Socket supporting reflector
- Self-flange trim ring sized to hide gaps caused by construction tolerances
- Makes installation Air-Tite regardless of housing used

Housings		Max Lamp Compatibility
H7T	E7TAT	100W A19, 150W A21, 75W PAR30S, 75W PAR30L, 150W PAR38, 85W BR30, 120W BR40
H7RT	E7RTAT	
H7TCP		**6120WH:** 100W A19, 75W PAR30S, 75W PAR30L, 120W PAR38, 65W BR30 **6120SN, 6120TBZ:** 75W A19, 100W PAR38

Compatible with Halogen, Incandescent, LED* or CFL* lamps

6120WH
White Reflector, White Self-flange

6120SN
Satin Nickel Reflector, Satin Nickel Self-flange

6120TBZ
Tuscan Bonze Reflector, Tuscan Bronze Self-flange

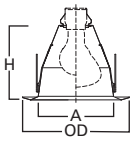

Dimensions**
A: 5-3/8" [137mm]
H: 5-3/8" [138mm]
OD: 7-3/4" [197mm]

6121 Shallow Full Cone Reflector, Self-flange

- Shallow full cone reflector
- Torsion spring retention
- Self-flange trim ring sized to hide gaps caused by construction tolerances
- Makes installation Air-Tite regardless of housing used

Housings		Max Lamp Compatibility
H7T	E7TAT	40W A19, 75W PAR30S, 75W PAR30L, 65W BR30
H7RT	E7RTAT	40W A19, 75W PAR30S, 75W PAR30L, 65W BR30

Compatible with Halogen, Incandescent, LED* or CFL* lamps

6121WH
White Reflector, White Self-flange

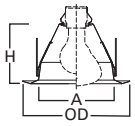

Dimensions**
A: 5-3/8" [137mm]
H: 4-3/8" [110mm]
OD: 7-3/4" [197mm]

*UL1993 listed LED & CFL equivalent lamps permitted. Consult lamp manufacturer for conditions of use. Eaton does not warranty the lamp.

****Key: A:** Luminous Aperture, **H:** Height, **OD:** Trim Outside Diameter

E26 Screw Base Trims

Non-IC Housings: H7T • H7TCP • H7RT • E7TAT • E7RTAT

Baffles

30 Baffle, Self-flange

- Self-flange metal baffle with upper reflector
- Socket supporting baffle
- Torsion spring retention
- Accepts a wide range of lamps
- Makes installation Air-Tite regardless of housing used

Housings	Max Lamp Compatibility
H7T	100W A19, 150W A21, 75W PAR30S, 75W PAR30L, 150W PAR38, 85W BR30, 100W R30
H7TCP	75W A19, 75W PAR30S, 75W PAR30L, 150W PAR38, 85W BR30, 100W R30
H7RT	100W A19, 150W A21, 50W PAR30S, 50W PAR30L, 150W PAR38, 85W BR30, 100W R30
E7TAT	100W A19, 150W A21, 75W PAR30S, 75W PAR30L, 150W PAR38, 65W BR30
E7RTAT	100W A19, 150W A21, 50W PAR30S, 75W PAR30L, 150W PAR38, 65W BR30

Compatible with Halogen, Incandescent, LED* or CFL* lamps

30WAT
White Baffle & Reflector, White Trim

30WATH
White Baffle & Clear Reflector, White Trim

30PAT
Black Baffle & Clear Reflector, White Trim

30SNAT
Satin Nickel Baffle & Reflector, Satin Nickel Trim

30TBZAT
Tuscan Bronze Baffle & Reflector, Tuscan Bronze Trim

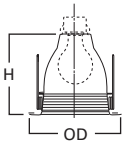

Dimensions**
H: 5" [127mm]
OD: 7-1/4" [184mm]

310 Coilex® Baffle

- Black or white phenolic Coilex baffle with white metal trim ring
- Removable trim ring
- Accessories available: TRM6 designer trim rings, OT403 oversize trim ring
- Coil spring retention

Housings	Max Lamp Compatibility
H7T	75W PAR30S, 75W PAR30L, 65W BR30, 75W R30
H7TCP	75W PAR30S, 65W BR30, 75W R30
H7RT	75W PAR30S, 75W PAR30L, 65W BR30, 75W R30
E7TAT E7RTAT	75W PAR30S, 75W PAR30L, 65W BR30

Compatible with Halogen, Incandescent, LED* or CFL* lamps

310W
White Coilex Baffle, White Trim

310P
Black Coilex Baffle, White Trim

310SN
Satin Nickel Coilex Baffle, Satin Nickel Trim

310TBZ
Tuscan Bronze Coilex Baffle, Tuscan Bronze Trim

H930 (H7 Housings ONLY) PAR lamp aiming accessory for 310 and 426 trims. Allows 30° tilt and 358° rotation. 50W PAR30.

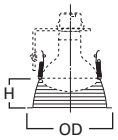

Dimensions**
H: 3-1/16" [78mm]
OD: 7-1/4" [184mm]

312 Coilex® Baffle

- Black or white phenolic Coilex baffle with white metal trim ring
- Contoured, tapered sides of 312 baffle features smaller lamp opening to conceal interior view of housing when used with PAR lamps
- Removable trim ring
- Accessories available: TRM6 designer trim rings, OT403 oversize trim ring
- Coil spring retention

Housings	Max Lamp Compatibility
H7T H7RT	75W PAR30S, 75W PAR30L, 65W BR30, 75W R30
E7TAT E7RTAT	75W PAR30S, 75W PAR30L, 65W BR30

Compatible with Halogen, Incandescent, LED* or CFL* lamps

312W
White Baffle, White Trim

312P
Black Baffle, White Trim

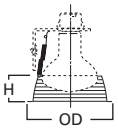

Dimensions**
H: 2-1/4" [57mm]
OD: 7-1/4" [184mm]

*UL1993 listed LED & CFL equivalent lamps permitted. Consult lamp manufacturer for conditions of use. Eaton does not warranty the lamp.
****Key: A:** Luminous Aperture, **H:** Height, **OD:** Trim Outside Diameter

Specifications, compliances and dimensions subject to change without notice

353 Metal Baffle

- Metallic finish trim rings and baffles
- Coil spring retention
- Removable trim ring

Housings	Max Lamp Compatibility
H7T H7RT	75W PAR30S, 75W PAR30L, 65W BR30, 75W R30
E7TAT E7RTAT	75W PAR30S, 75W PAR30L, 65W BR30

Compatible with Halogen, Incandescent, LED* or CFL* lamps

353SN
Satin Nickel Baffle,
Satin Nickel Trim

353TBZ
Tuscan Bronze Baffle,
Tuscan Bronze Trim

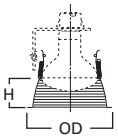

Dimensions**
H: 3" [76mm]
OD: 7-1/4" [184mm]

410 Coilex® Straight Plastic Baffle

- Straight sides of baffle for large diameter lamps
- Black or white phenolic Coilex baffle with separate trim ring
- For PAR38 and R40 lamps
- Removable metal trim ring

Housings	Max Lamp Compatibility
H7T H7TCP	75W PAR30S, 150W PAR38, 120W BR40, 150W R40
H7RT	120W BR40, 150W R40
E7TAT	75W PAR30S, 75W PAR30L, 150W PAR38, 65W BR30, 120W BR40
E7RTAT	120W BR40

Compatible with Halogen, Incandescent, LED* or CFL* lamps

410W
White Baffle, White Metal Ring

410P
Black Baffle, White Metal Ring

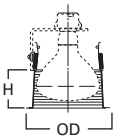

Dimensions**
H: 2-1/4" [57mm]
OD: 7-1/4" [184mm]

6100 Tapered Metal Baffle with (2) Trim Rings

- Contoured tapered sides of metal baffle for BR30 and PAR30 lamps
- Two plastic removable trim rings included narrow 7.25" OD and wide oversized 8.00" OD
- Coil spring retention

Housings		Max Lamp Compatibility
H7T H7TCP	E7TAT	75W PAR30S, 75W PAR30L, 65W BR30
H7RT	E7RTAT	

Compatible with Halogen, Incandescent, LED* or CFL* lamps

6100WB
White Baffle, Narrow & Wide
White Trims (Included)

6100BB
Black Baffle, Narrow & Wide
White Trims (Included)

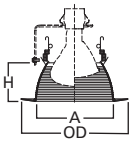

Dimensions**
A: 5-3/4" [148mm]
H: 2-7/8" [74mm]
OD: 7-1/4" [184mm] Narrow
OD: 8" [203mm] Wide

6101 Straight Metal Baffle with (2) Trim Rings

- Straight sides of metal baffle for large diameter lamps
- Two plastic removable trim rings included narrow 7.25" OD and wide 8.00" OD
- Coil spring retention

Housings		Max Lamp Compatibility
H7T H7RT	E7TAT	75W PAR30S, 75W PAR30L, 150W PAR38, 65W BR30, 120W BR40,
H7TCP	E7RTAT	75W PAR30S, 75W PAR30L, 120W PAR38, 65W BR30, 120W BR40

Compatible with Halogen, Incandescent, LED* or CFL* lamps

6101WB
White Baffle, Narrow & Wide
White Trim (Included)

6101BB
Black Baffle, Narrow & Wide
White Trim (Included)

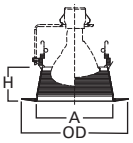

Dimensions**
A: 5-5/8" [144mm]
H: 2-5/8" [66mm]
OD: 7-1/4" [184mm] Narrow
OD: 8" [203mm] Wide

*UL1993 listed LED & CFL equivalent lamps permitted. Consult lamp manufacturer for conditions of use. Eaton does not warranty the lamp.

****Key: A:** Luminous Aperture, **H:** Height, **OD:** Trim Outside Diameter

E26 Screw Base Trims

Non-IC Housings: H7T • H7TCP • H7RT • E7TAT • E7RTAT

6102 Tapered Metal Baffle, Self-flange

- Contoured tapered sides of metal baffle
- Coil spring retention
- Self-flange trim ring sized to hide gaps caused by construction tolerances

Housings		Max Lamp Compatibility
H7T	E7TAT	75W PAR30S, 75W PAR30L, 65W BR30
H7TCP		
H7RT	E7RTAT	

Compatible with Halogen, Incandescent, LED* or CFL* lamps

6102WB
White Baffle, White Self-flange

6102BB
Black Baffle, White Self-flange

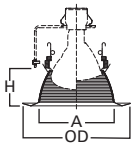

Dimensions**
A: 5-3/8" [137mm]
H: 2-5/8" [65mm]
OD: 7-3/4" [197mm]

6103 Straight Metal Baffle, Self-flange

- Straight sides of metal baffle for large diameter lamps
- Coil spring retention
- Self-flange trim ring sized to hide gaps caused by construction tolerances

Housings		Max Lamp Compatibility
H7T	E7TAT	75W PAR30S, 75W PAR30L, 150W PAR38, 65W BR30, 120W BR40
H7RT		
H7TCP	E7RTAT	75W PAR30S, 75W PAR30L, 120W PAR38, 65W BR30, 120W BR40

Compatible with Halogen, Incandescent, LED* or CFL* lamps

6103WB
White Baffle, White Self-flange

6103BB
Black Baffle, White Self-flange

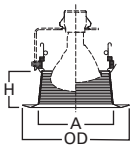

Dimensions**
A: 5-3/8" [137mm]
H: 2-5/8" [68mm]
OD: 7-3/4" [197mm]

6108 Coilex® Straight Plastic Baffle, Self-flange

- Straight sides of Coilex baffle for large diameter BR30 and PAR30 lamps
- Coil spring retention
- Self-flange trim ring sized to hide gaps caused by construction tolerances

Housings		Max Lamp Compatibility
H7T	E7TAT	75W PAR30S, 75W PAR30L, 150W PAR38, 65W BR30, 120W BR40
H7RT		
H7TCP	E7RTAT	75W PAR30S, 75W PAR30L, 120W PAR38, 65W BR30, 120W BR40

Compatible with Halogen, Incandescent, LED* or CFL* lamps

6108WB
White Plastic Straight Coilex Baffle, White Self-flange

6108BB
Black Plastic Straight Coilex Baffle, White Self-flange

6108BKBB
Black Plastic Straight Coilex Baffle, Black Self-flange

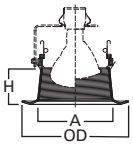

Dimensions**
A: 5-3/8" [137mm]
H: 2-5/8" [68mm]
OD: 7-3/4" [197mm]

6109 Coilex® Tapered Baffle, Self-flange

- Contoured tapered sides of Coilex baffle for BR30 and PAR30 lamps
- Coil spring retention
- Self-flange trim ring sized to hide gaps caused by construction tolerances

Housings		Max Lamp Compatibility
H7T	E7TAT	75W PAR30S, 75W PAR30L, 65W BR30
H7TCP		
H7RT	E7RTAT	

Compatible with Halogen, Incandescent, LED* or CFL* lamps

6109WB
White Plastic Tapered Coilex Baffle, White Self-flange

6109BB
Black Plastic Tapered Coilex Baffle, White Self-flange

6109BKBB
Black Plastic Tapered Coilex Baffle, Black Self-flange

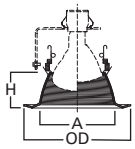

Dimensions**
A: 5-3/8" [137mm]
H: 2-5/8" [65mm]
OD: 7-3/4" [197mm]

*UL1993 listed LED & CFL equivalent lamps permitted. Consult lamp manufacturer for conditions of use. Eaton does not warranty the lamp.
****Key: A:** Luminous Aperture, **H:** Height, **OD:** Trim Outside Diameter

Specifications, compliances and dimensions subject to change without notice

6110 Perftex™ Baffle, Self-flange

- Perforated pattern baffle contoured for BR30 and PAR30 lamps
- Coil spring retention
- Self-flange trim ring sized to hide gaps caused by construction tolerances

Housings		Max Lamp Compatibility
H7T	E7TAT	75W PAR30S, 75W PAR30L, 65W BR30
H7RT	E7RTAT	
H7TCP		

Compatible with Halogen, Incandescent, LED* or CFL* lamps

6110WB
White Perftex Baffle, White Self-flange

6110BB
Black Perftex Baffle, White Self-flange

6110BKBB
Black Perftex Baffle, Black Self-flange

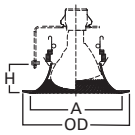

Dimensions**
A: 6-5/8" [169mm]
H: 2-1/8" [54mm]
OD: 7-3/4" [197mm]

6125 Full Cone Baffle, Self-flange

- Full cone baffle
- Torsion spring retention
- Socket supporting baffle
- Self-flange trim ring sized to hide gaps caused by construction tolerances

Housings		Max Lamp Compatibility
H7T	E7TAT	100W A19, 150W A21, 75W PAR30S, 75W PAR30L, 150W PAR38, 85W BR30, 120W BR40
H7RT	E7RTAT	100W A19, 150W A21, 75W PAR30S, 75W PAR30L, 100W PAR38, 85W BR30, 120W BR40
H7TCP		**6125WB:** 100W A19, 150W A21, 75W PAR30S, 75W PAR30L, 120W PAR38, 65W BR30 **6125BB, 6125BKBB:** 75W A19, 150W A21, 75W PAR30S, 75W PAR30L, 100W PAR38, 65W BR30

Compatible with Halogen, Incandescent, LED* or CFL* lamps

6125WB
White Baffle, White Self-flange

6125BB
Black Baffle, White Self-flange



6125BKBB
Black Baffle, Black Self-flange

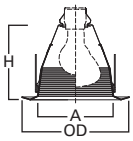

Dimensions**
A: 5-3/8" [137mm]
H: 5-3/8" [138mm]
OD: 7-3/4" [197mm]

6126 Shallow Full Cone Baffle, Self-flange

- Shallow full cone baffle for A19 and PAR30S lamps
- Torsion spring retention
- Socket supporting baffle
- Self-flange trim ring sized to hide gaps caused by construction tolerances

Housings		Max Lamp Compatibility
H7T	E7TAT	40W A19, 75W PAR30S, 75W PAR30L, 65W BR30
H7RT	E7RTAT	40W A19, 75W PAR30S, 75W PAR30L, 65W BR30

Compatible with Halogen, Incandescent, LED* or CFL* lamps

6126WB
White Baffle White Self-flange

6126BB
Black Baffle, White Self-flange

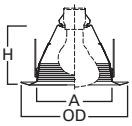

Dimensions**
A: 5-3/8" [137mm]
H: 4-3/8" [110mm]
OD: 7-3/4" [197mm]

Adjustable – Eyeballs & Gimbals

74 Eyeball 30° Tilt, Self-flange

- Provides optimum position for PAR30S lamps
- Torsion spring retention
- Socket supporting eyeball

Housings		Max Lamp Compatibility
H7T	E7TAT	75W PAR30S
H7RT	E7RTAT	

Compatible with Halogen, Incandescent, LED* or CFL* lamps

74P
White Eyeball, White Trim

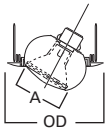

Dimensions**
A: 3-7/8" [98mm]
OD: 8" [203mm]

*UL1993 listed LED & CFL equivalent lamps permitted. Consult lamp manufacturer for conditions of use. Eaton does not warranty the lamp.

****Key: A:** Luminous Aperture, **H:** Height, **OD:** Trim Outside Diameter

E26 Screw Base Trims

Non-IC Housings: H7T • H7TCP • H7RT • E7TAT • E7RTAT

76 Gimbal 30° Tilt, Self-flange

- For use with PAR38 lamps
- 30° tilt
- Torsion spring retention

Housings		Max Lamp Compatibility
H7T	E7TAT	150W PAR38 (Side prong lamp recommended)
H7RT	E7RTAT	
H7TCP		

Compatible with Halogen, Incandescent, LED* or CFL* lamps

76P
White Gimbal, White Trim

Dimensions**
OD: 8" [203mm]

78 Eyeball 30° Tilt, Self-flange

- 30° tilt, 360° rotation
- Torsion spring retention
- Wide choice of finishes for any decor
- Socket supporting eyeball
- 78PAT makes installation Air-Tite regardless of housing used

Housings	Max Lamp Compatibility
H7T H7RT	75W PAR30S, 75W PAR30L, 65W BR30, 75W R30
H7TCP	75W PAR30S, 75W R30, 65W BR30
E7TAT	75W PAR30S, 75W PAR30L, 65W BR30
E7RTAT	50W PAR30S, 75W PAR30L, 65W BR30

Compatible with Halogen, Incandescent, LED* or CFL* lamps

78P
White Eyeball, White Trim

78PAT
White Eyeball, White Trim

air tite™

78SN
Satin Nickel Eyeball, Satin Nickel Trim

78TBZ
Tuscan Bronze Eyeball, Tuscan Bronze Trim

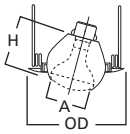

Dimensions**
A: 4" [100mm]
H: 4-1/8" [105mm]
OD: 8" [203mm]

376 Regressed Gimbal 30° Tilt, Self-flange

- 30° tilt
- Regressed gimbal with baffle
- Torsion spring retention
- Socket supporting gimbal

Housings		Max Lamp Compatibility
H7T	E7TAT	75W PAR30S
H7TCP		
H7RT	E7RTAT	50W PAR30S

Compatible with Halogen, Incandescent, LED* or CFL* lamps

376W
White Baffle, White Trim

376P
Black Baffle, White Trim

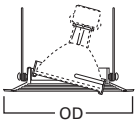

Dimensions**
OD: 7-1/4" [184mm]

378 Regressed Gimbal with Splay 25° Tilt, Self-flange

- 25° tilt
- Regressed gimbal with splay trim
- Removable trim ring
- Accessories available: TRM6 designer trim rings, OT403 oversize trim ring
- Friction clips on trim
- Socket supporting gimbal

Housings		Max Lamp Compatibility
H7T	E7TAT	75W PAR30S
H7RT		
H7TCP		

Compatible with Halogen, Incandescent, LED* or CFL* lamps

378P
White Splay, White Trim

378
Clear Specular Splay, White Trim

Friction Clips on Trim



Dimensions**
OD: 7-1/4" [184mm]

*UL1993 listed LED & CFL equivalent lamps permitted. Consult lamp manufacturer for conditions of use. Eaton does not warranty the lamp.
****Key: A:** Luminous Aperture, **H:** Height, **OD:** Trim Outside Diameter

Specifications, compliances and dimensions subject to change without notice

419 Regressed Eyeball with Splay 25° Tilt

- Regressed eyeball with splay
- 25° tilt, 358° rotation
- Accessories available: TRM6 designer trim rings, OT403 oversize trim ring
- Removable trim ring
- Socket supporting trim

Housings		Max Lamp Compatibility
H7T	E7TAT	75W PAR30S
H7RT	E7RTAT	
H7TCP		

Compatible with Halogen, Incandescent, LED* or CFL* lamps

419P
White Eyeball & Splay, White Trim

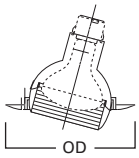

Dimensions**
OD: 7-1/4" [184mm]

420 Regressed Eyeball 30° Tilt, Self-flange

- Regressed eyeball with baffle
- Removable trim ring
- Accessories available: TRM6 designer trim rings, OT403 oversize trim ring
- Socket supporting eyeball

Housings	Max Lamp Compatibility
H7T	75W PAR30S, 75W PAR30L, 75W BR30
H7RT	
E7TAT	75W PAR30S, 75W PAR30L
E7RTAT	

Compatible with Halogen, Incandescent, LED* or CFL* lamps

420W
White Eyeball & Baffle, White Trim

420P
White Eyeball & Black Baffle, White Trim

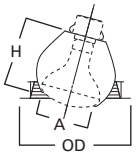

Dimensions**
A: 4" [100mm]
H: 4" [102mm]
OD: 7-1/4" [184mm]

478 Adjustable Regressed Gimbal with Splay 25° Tilt, Self-flange

- 25° tilt
- Adjustable gimbal with splay trim for PAR38 lamps
- Removable trim ring
- Accessories available: TRM6 designer trim rings, OT403 oversize trim ring
- Friction clips on trim
- Socket supporting gimbal

Housings		Max Lamp Compatibility
H7T		90W PAR38
H7TCP		
E7TAT		90W PAR38
H7RT	E7RTAT	90W PAR38

Compatible with Halogen, Incandescent, LED* or CFL* lamps

478P
White Splay, White Trim

Friction Clips on Trim

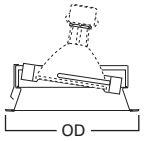

Dimensions**
OD: 7-1/4" [184mm]

6130 Eyeball 35° Tilt, Self-flange

- 35° tilt, 360° rotation
- Adjustable eyeball trim for BR30 and PAR30 lamps
- Torsion spring retention
- Socket supporting eyeball
- Self-flange trim ring sized to hide gaps caused by construction tolerances

Housings		Max Lamp Compatibility
H7T	E7TAT	75W PAR30S, 75W PAR30L, 65W BR30
H7TCP		
H7RT	E7RTAT	50W PAR30S, 75W PAR30L, 65W BR30

Compatible with Halogen, Incandescent, LED* or CFL* lamps

6130WH
White Eyeball, White Self-flange

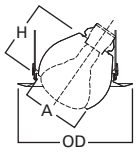

Dimensions**
A: 3-7/8" [100mm]
H: 3-7/8" [100mm]
OD: 7-3/4" [197mm]

*UL1993 listed LED & CFL equivalent lamps permitted. Consult lamp manufacturer for conditions of use. Eaton does not warranty the lamp.

****Key: A:** Luminous Aperture, **H:** Height, **OD:** Trim Outside Diameter

E26 Screw Base Trims

Non-IC Housings: H7T • H7TCP • H7RT • E7TAT • E7RTAT

6170 Gimbal 25° Tilt, Self-flange

- 25° tilt, 360° rotation
- Adjustable gimbal for PAR38 lamps
- Torsion spring retention
- Socket supporting gimbal
- Self-flange trim ring sized to hide gaps caused by construction tolerances

Housings		Max Lamp Compatibility
H7T	E7TAT	90W PAR38
H7TCP		
H7RT	E7RTAT	

Compatible with Halogen, Incandescent, LED* or CFL* lamps

6170WH
White Gimbal,
White Self-flange

6170BK
Black Gimbal,
Black Self-flange

6170SN
Satin Nickel Gimbal,
Satin Nickel Self-flange

6170TBZ
Tuscan Bronze Gimbal,
Tuscan Bronze Self-flange

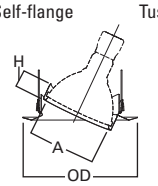

Dimensions**
A: 4-1/2" [113mm]
H: 1-1/5" [30mm]
OD: 7-3/4" [197mm]

6215 Double Gimbal 30°-50° Tilt, Self-flange

- 30°-50° tilt, 360° rotation
- 50° tilt with double gimbal design using compound angles
- Double gimbal for PAR30 lamps
- Torsion spring retention
- Shallow housings are compatible with PAR30S (short-neck) lamps
- Socket supporting gimbal
- Self-flange trim ring sized to hide gaps caused by construction tolerances

Housings		Max Lamp Compatibility
H7T	E7TAT	75W PAR30S, 75W PAR30L
H7TCP		
H7RT	E7RTAT	

Compatible with Halogen, Incandescent, LED* or CFL* lamps

6215WH
White Gimbal,
White Self-flange

6215BK
Black Gimbal,
Black Self-flange

6215SN
Satin Nickel Gimbal,
Satin Nickel Self-flange

6215TBZ
Tuscan Bronze Gimbal,
Tuscan Bronze Self-flange

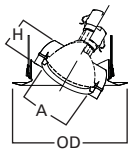

Dimensions**
A: 3-3/8" [84mm]
H: 2" [51mm]
OD: 7-3/4" [197mm]

6222 Regressed Angle Cut Adjustable Gimbal, 45° Tilt, Self-flange

- 45° tilt, 360° rotation
- Fully regressed gimbal – self-flange ring
- Torsion spring retention
- Socket supporting gimbal
- Reflector and baffle options
- Accommodates tilt of gimbal in a full regressed cut cone
- Self-flange trim ring sized to hide gaps caused by construction tolerances

Housings		Max Lamp Compatibility
H7T	E7TAT	60W PAR16, 50W PAR20, 75W PAR30S, 75W PAR30L
H7TCP		
H7RT	E7RTAT	

Compatible with Halogen, Incandescent, LED* or CFL* lamps

6222WB
White Baffle, White Trim

6222BB
Black Baffle, White Trim

6222SC
Specular Clear Reflector,
White Trim

6222H
Haze Reflector, White Trim

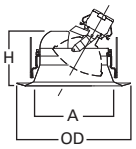

Dimensions**
A: 3-3/4" [95mm]
H: 5-3/8" [137mm]
OD: 7-3/4" [197mm]

Lenses & Wet Location Showerlights

70 Albalite Glass Lens

- White trim, glass Albalite lens
- PS version features "dead-front" construction and is wet location listed for use in showers
- Non-conductive, non-corrosive polymer (plastic) trim ring
- Torsion spring retention

Housings		Max Lamp Compatibility
H7T	E7TAT	60W A19
H7TCP		
H7RT	E7RTAT	

Compatible with Halogen, Incandescent, LED* or CFL* lamps

70P
Albalite Glass Lens,
White Trim

70PS
Albalite Glass Lens,
White Trim, Wet Location

Showerlight

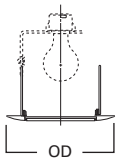

Dimensions**
OD: 8" [203mm]

*UL1993 listed LED & CFL equivalent lamps permitted. Consult lamp manufacturer for conditions of use. Eaton does not warranty the lamp.

****Key: A:** Luminous Aperture, **H:** Height, **OD:** Trim Outside Diameter

Specifications, compliances and dimensions subject to change without notice

71 Drop Opal Glass Lens

- White trim, drop opal glass lens
- PS version features "dead-front" construction and is wet location listed for use in showers
- Non-conductive, non-corrosive polymer (plastic) trim ring
- Torsion spring retention

Housings		Max Lamp Compatibility
H7T	E7TAT	60W A19
H7TCP		
H7RT	E7RTAT	

Compatible with Halogen, Incandescent, LED* or CFL* lamps

71P
Drop Opal Glass Lens, White Trim

71PS
Drop Opal Glass Lens, White Polymer Trim, Wet Location

Showerlight

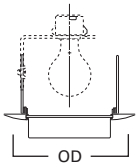

Dimensions**
OD: 8" [203mm]

73 Fresnel Glass Lens

- White trim with glass Fresnel lens
- PS version features "dead-front" construction and is wet location listed for use in showers
- Non-conductive, non-corrosive polymer (plastic) trim ring
- Torsion spring retention

Housings		Max Lamp Compatibility
H7T	E7TAT	60W A19
H7TCP		
H7RT	E7RTAT	

Compatible with Halogen, Incandescent, LED* or CFL* lamps

73P
Fresnel Glass Lens, White Trim

73PS
Fresnel Glass Lens, White Trim, Wet Location

Showerlight

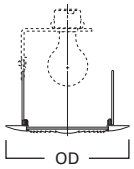

Dimensions**
OD: 8" [203mm]

170 Albalite Lens with Reflector

- White trim with Albalite glass lens
- PS version features non-conductive, non-corrosive gasketed polymer (plastic) trim ring
- PS version is "dead-front" construction and is wet location listed for use in showers
- Torsion spring retention
- PS version is Air-Tite; making any installation Air-Tite

Housings		Max Lamp Compatibility
H7T	E7TAT	60W A19
H7RT	E7RTAT	

Compatible with Halogen, Incandescent, LED* or CFL* lamps

170P
Albalite Lens, White Trim

170PS
Albalite Lens, Polymer White Trim

airtite™ Showerlight

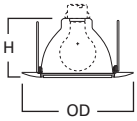

Dimensions**
H: 4" [102mm]
OD: 8" [203mm]

171 Drop Opal Glass Lens with Reflector

- White trim with drop opal glass lens
- PS version features non-conductive, non-corrosive gasketed polymer (plastic) trim ring
- PS version is "dead-front" construction and is wet location listed for use in showers
- Torsion spring retention
- PS version is Air-Tite; making any installation Air-Tite

Housings		Max Lamp Compatibility
H7T	E7TAT	60W A19
H7RT	E7RTAT	

Compatible with Halogen, Incandescent, LED* or CFL* lamps

171P
Drop Opal Lens, White Trim

171PS
Drop Opal Lens, White Polymer Trim

airtite™ Showerlight

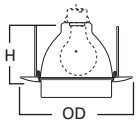

Dimensions**
H: 4" [102mm]
OD: 8" [203mm]

*UL1993 listed LED & CFL equivalent lamps permitted. Consult lamp manufacturer for conditions of use. Eaton does not warranty the lamp.

****Key: A:** Luminous Aperture, **H:** Height, **OD:** Trim Outside Diameter

E26 Screw Base Trims

Non-IC Housings: H7T • H7TCP • H7RT • E7TAT • E7RTAT

172 Dome Glass Lens with Reflector

- Frosted glass dome
- Features "dead-front" construction and is wet location listed for use in showers
- Non-conductive, non-corrosive gasketed polymer (plastic) trim ring
- Torsion spring retention
- Air-Tite trim makes any installation Air-Tite

Housings		Max Lamp Compatibility
H7T	E7TAT	100W A19, 75W PAR30S
H7RT	E7RTAT	60W A19, 50W PAR30S

Compatible with Halogen, Incandescent, LED* or CFL* lamps

172PS
Frosted Glass Dome,
White Polymer Trim

172SNS
Frosted Glass Dome,
Satin Nickel Polymer Trim

172TBZS
Frosted Glass Dome,
Tuscan Bronze Polymer Trim

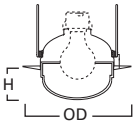

Dimensions**
H: 2-1/8" [54mm]
OD: 7-3/4" [197mm]

173 Fresnel Lens with Reflector

- White trim with glass Fresnel lens
- PS version is "dead-front" construction and is wet location listed for use in showers
- PS version features non-conductive, non-corrosive gasketed polymer (plastic) trim ring
- Torsion spring retention
- PS version is Air-Tite; making any installation Air-Tite

Housings		Max Lamp Compatibility
H7T	E7TAT	60W A19
H7RT	E7RTAT	

Compatible with Halogen, Incandescent, LED* or CFL* lamps

173P
Fresnel Lens, White Trim

173PS
Fresnel Lens, White Polymer Trim

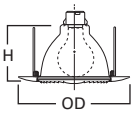

Dimensions**
H: 4" [102mm]
OD: 8" [203mm]

6145 Open Wet Location, Shallow Reflector, Self-flange

- Open wet location shallow Showerlight for PAR30S, PAR30L and PAR38 outdoor rated lamps ONLY
- Torsion spring retention
- Socket supporting cone
- Self-flange trim ring sized to hide gaps caused by construction tolerances

Housings		Max Lamp Compatibility
H7T	E7TAT	75W PAR30S, 75W PAR30L, 150W PAR38
H7TCP		
H7RT	E7RTAT	

Compatible with Halogen, Incandescent, LED* or CFL* lamps

6145WH
White Shallow Reflector,
White Self-flange

6145SN
Satin Nickel Shallow Reflector,
Satin Nickel Self-flange

6145TBZ
Tuscan Bronze Shallow Reflector,
Tuscan Bronze Self-flange

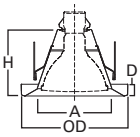

Dimensions**
A: 5-3/8" [136mm]
D: 7/8 [22mm]
H: 4-7/8" [123mm]
OD: 7-3/4" [197mm]

Outdoor Rated Lamp ONLY
(Purchase Separately)

Lamp Gasket
(Included)

6146 Open Wet Location, Full Reflector Self-flange

- Open wet location Showerlight for PAR30S and PAR30L outdoor rated lamps ONLY
- Torsion spring retention
- Socket supporting cone
- Self-flange trim ring sized to hide gaps caused by construction tolerances

Housings		Max Lamp Compatibility
H7T	E7TAT	75W PAR30S, 75W PAR30L, 150W PAR38
H7RT	E7RTAT	
H7TCP		**6146WH:** 75W PAR30S, 75W PAR30L, 120W PAR38 **6146SN, 6146TBZ:** 75W PAR30S, 75W PAR30L, 100W PAR38

Compatible with Halogen, Incandescent, LED* or CFL* lamps

6146WH
White Reflector,
White Self-flange

6146SN
Satin Nickel Reflector,
Satin Nickel Self-flange

6146TBZ
Tuscan Bronze Reflector,
Tuscan Bronze Self-flange

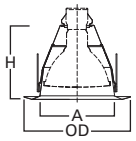

Dimensions**
A: 5-3/8" [137mm]
H: 5-3/8" [138mm]
OD: 7-3/4" [197mm]

Outdoor Rated Lamp ONLY
(Purchase Separately)

Lamp Gasket
(Included)

*UL1993 listed LED & CFL equivalent lamps permitted. Consult lamp manufacturer for conditions of use. Eaton does not warranty the lamp.
****Key: A:** Luminous Aperture, **H:** Height, **OD:** Trim Outside Diameter

Specifications, compliances and dimensions subject to change without notice

6150 Low Profile, Frosted Glass Dome Lens, Self-flange

Showerlight

- Low profile, frosted glass dome lens
- Wet location Showerlight
- Torsion spring retention
- Non-conductive "dead-front" polymer (plastic) trim ring and glass lens
- Socket supporting internal reflector
- Self-flange trim ring sized to hide gaps caused by construction tolerances

Housings		Max Lamp Compatibility
H7T	E7TAT	60W A19, 60W PAR30S
H7TCP		
H7RT	E7RTAT	

Compatible with Halogen, Incandescent, LED* or CFL* lamps

6150WH
Frosted Glass Dome Lens with Reflector, White Plastic Self-flange

6150SN
Frosted Glass Dome Lens with Reflector, Satin Nickel Plastic Self-flange

6150TBZ
Frosted Glass Dome Lens with Reflector, Tuscan Bronze Plastic Self-flange

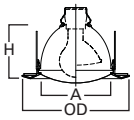

Dimensions**
A: 5-1/8" [130mm]
H: 4-1/2" [107mm]
OD: 7-3/4" [197mm]

6160 Drop White Plastic Lens, Self-flange

Showerlight

- Wet location Showerlight
- Non-conductive "dead-front" polymer (plastic) trim and lens
- Torsion spring retention

Housings		Max Lamp Compatibility
H7T	E7TAT	60W A19, 39W PAR30S
H7TCP		
H7RT	E7RTAT	

Compatible with Halogen, Incandescent, LED* or CFL* lamps

6160WH
Drop White Plastic Lens, White Plastic Self-flange

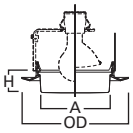

Dimensions**
A: 5-1/8" [130mm]
H: 2-1/4" [57mm]
OD: 7-3/4" [197mm]

6230 Squircle Frost Glass Lens, Metal Trim, Self-flange

Showerlight

- Low profile frost glass lens
- Wet location Showerlight
- Torsion spring retention
- Self-flange low profile metal trim ring
- Socket supporting internal bracket
- Integral rotation adjustment up to +/– 25° for precise alignment with room

Housings		Max Lamp Compatibility
H7T	E7TAT	72W A19, 75W PAR30S
H7RT	E7RTAT	
H7TCP		60W A19, 75W PAR30S

Compatible with Halogen, Incandescent, LED* or CFL* lamps

6230AH
Frost Glass Lens, Aluminum Haze Squircle Trim

6230PN
Frost Glass Lens, Polished Nickel Squircle Trim

6230SN
Frost Glass Lens, Satin Nickel Squircle Trim

6230TBZ
Frost Glass Lens, Tuscan Bronze Squircle Trim

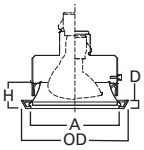

Dimensions**
A: 6" [152mm]
H: 4-1/4" [109mm]
D: 3/4" [20mm]
OD: 7-1/4" [185mm]

6255 Soft Square, Frost Curved Glass Lens, Self-flange

Showerlight

- Low profile curved frost glass lens
- Wet location Showerlight
- Torsion spring retention
- Integral adjustment up to 90° for precise alignment to room
- Non-conductive "dead-front" polymer (plastic) trim ring and glass lens
- Integral rotation adjustment up to +/–25° for precise alignment with room
- Integrated socket supporting reflector for even illumination across lens corner-to-corner

Housings		Max Lamp Compatibility
H7T	E7TAT	72W A19, 75W PAR30S
H7RT	E7RTAT	
H7TCP		

Compatible with Halogen, Incandescent, LED* or CFL* lamps

6255WH
Frost Curved Glass Lens with Reflector, White Plastic Self-flange

6255SN
Frost Curved Glass Lens with Reflector, Satin Nickel Plastic Self-flange

6255TBZ
Frost Curved Glass Lens with Reflector, Tuscan Bronze Plastic Self-flange

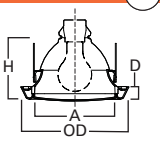

Dimensions**
A: 5-7/8" [149mm]
D: 1" [25mm]
H: 4-1/2" [114mm]
OD: 7-5/8" [194mm]

*UL1993 listed LED & CFL equivalent lamps permitted. Consult lamp manufacturer for conditions of use. Eaton does not warranty the lamp.

****Key: A:** Luminous Aperture, **H:** Height, **OD:** Trim Outside Diameter

E26 Screw Base Trims

Non-IC Housings: H7T • H7TCP • H7RT • E7TAT • E7RTAT

Open, Splay & Wall Wash

79 Pinhole Trim

- 1-7/8" open pinhole for R20 lamp
- Torsion spring retention

Housings	Max Lamp Compatibility
H7T	50W PAR20, 50W PAR30S, 50W R20
H7TCP	60W A19
E7TAT	50W PAR20, 50W PAR30S

Compatible with Halogen, Incandescent, LED* or CFL* lamps

79
Pinhole Trim

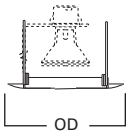

Dimensions**
OD: 8" [203mm]

300 Open Trim with Fixed Socket Bracket

- Open trim for BR30 and PAR30 lamps
- Torsion spring retention
- Socket supporting internal bracket

Housings	Max Lamp Compatibility
H7T	75W PAR30S, 75W PAR30L, 65W BR30, 75W R30
E7TAT	75W PAR30S, 75W PAR30L, 65W BR30

Compatible with Halogen, Incandescent, LED* or CFL* lamps

300P
Socket Bracket with White Open Trim

300SN
Socket Bracket with Satin Nickel Open Trim

300TBZ
Socket Bracket with Tuscan Bronze Open Trim

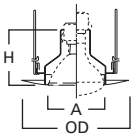

Dimensions**
A: 4-3/4" [122mm]
H: 4-3/4" [122mm]
OD: 7-1/4" [184mm]

301 Open Trim

- Open trim for BR30, R30, and PAR30 lamps
- Coil spring retention

Housings		Max Lamp Compatibility
H7T	E7TAT	75W PAR30S, 75W R30, 65W BR30
H7TCP		
H7RT	E7RTAT	75W PAR30S, 75W PAR30L, 65W BR30

Compatible with Halogen, Incandescent, LED* or CFL* lamps

301P
White Open Trim

301SN
Satin Nickel Open Trim

301TBZ
Tuscan Bronze Open Trim

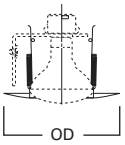

Dimensions**
OD: 7-1/4" [184mm]

328 White Splay Trim

- Splay trim for BR30 and PAR30 lamps
- Coil spring retention

Housings		Max Lamp Compatibility
H7T	E7TAT	75W PAR30S, 75W R30, 65W BR30
H7TCP		
H7RT	E7RTAT	75W PAR30S, 75W PAR30L, 65W BR30

Compatible with Halogen, Incandescent, LED* or CFL* lamps

328P
White Splay Trim

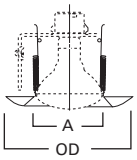

Dimensions**
A: 3-7/8" [98mm]
OD: 7-3/4" [197mm]

*UL1993 listed LED & CFL equivalent lamps permitted. Consult lamp manufacturer for conditions of use. Eaton does not warranty the lamp.
****Key: A:** Luminous Aperture, **H:** Height, **OD:** Trim Outside Diameter

Specifications, compliances and dimensions subject to change without notice

E26 Screw Base Trims

Non-IC Housings: H7T • H7TCP • H7RT • E7TAT • E7RTAT

401 Open Trim

- Open trim for BR40 and R40 lamps
- Coil spring retention

Housings		Max Lamp Compatibility
H7T	H7RT	120W BR40, 150W R40
H7TCP		
E7TAT	E7RTAT	120W BR40

Compatible with Halogen, Incandescent, LED* or CFL* lamps

401P
White Open Trim

401AL
Satin Aluminum Open Trim

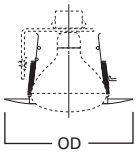

Dimensions**
OD: 8" [203mm]

428 White Splay Trim

- Splay trim for BR40 and R40 lamps
- Coil spring retention

Housings		Max Lamp Compatibility
H7T	H7RT	120W BR40, 150W R40
H7TCP		
E7TAT	E7RTAT	120W BR40

Compatible with Halogen, Incandescent, LED* or CFL* lamps

428P
White Splay Trim

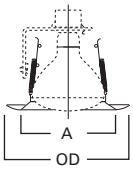

Dimensions**
OD: 7-3/4" [197mm]

303 Wall Wash with Scoop

- Designed to spread light close to ceiling
- Coil spring retention

Housings		Max Lamp Compatibility
H7T	E7TAT	60W A19
H7TCP		
H7RT	E7RTAT	

Compatible with Halogen, Incandescent, LED* or CFL* lamps

303P
Wall Wash, White Trim

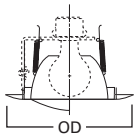

Dimensions**
OD: 8" [203mm]

424 Open Wall Wash / Reflector Downlight

- Designed to spread light on cabinets or wall close to ceiling and provide downlighting on counters

Housings		Max Lamp Compatibility
H7T	E7TAT	100W A19
H7TCP		
H7RT	E7RTAT	

Compatible with Halogen, Incandescent, LED* or CFL* lamps

424P
Open Wall Wash and Downlight, White Trim

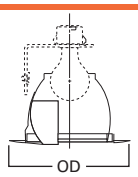

Dimensions**
OD: 7-1/4" [184mm]

425 Wall Wash with Coilex® Baffle and Scoop Reflector

- Black or white phenolic Coilex baffle with scoop reflector
- Designated to spread light close to ceiling
- Coil spring retention

Housings		Max Lamp Compatibility
H7T	E7TAT	60W A19
H7TCP		
H7RT	E7RTAT	

Compatible with Halogen, Incandescent, LED* or CFL* lamps

425W
White Baffle, White Trim

425P
Black Baffle, White Trim

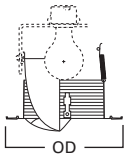

Dimensions**
OD: 7-1/4" [184mm]

*UL1993 listed LED & CFL equivalent lamps permitted. Consult lamp manufacturer for conditions of use. Eaton does not warranty the lamp.

****Key: A:** Luminous Aperture, **H:** Height, **OD:** Trim Outside Diameter

E26 Screw Base Trims

Non-IC Housings: H7T • H7TCP • H7RT • E7TAT • E7RTAT

430 Wall Wash with Baffle & Full Reflector

- Black or white step baffle with full reflector
- Designed to spread light close to the ceiling to eliminate the "cave effect"
- Torsion spring retention
- Makes installation Air-Tite regardless of housing used

Housings	Max Lamp Compatibility
H7T	90W TB19, 100W A19, 100W BT15, 100W MB19
E7TAT	100W A19

Compatible with Halogen, Incandescent, LED* or CFL* lamps

430W
White Baffle, White Trim

430P
Black Baffle, White Trim

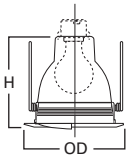

Dimensions**
H: 5" [127mm]
OD: 7-1/4" [184mm]

Low Voltage

1412 Low Voltage Adjustable Spot 30° Tilt

- Low voltage trim
- Includes 120V transformer for retrofit to H7T and H7RT housings
- Torsion spring retention

Housings		Max Lamp Compatibility
H7T	E7TAT	50W 12V MR16
H7RT		

Compatible with Halogen, Incandescent, LED* or CFL* lamps

1412W
White Lampholder & Baffle, White Trim

1412P
Black Lampholder & Baffle, White Trim

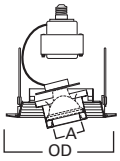

Dimensions**
A: 1-3/4" [44mm]
OD: 7-1/4" [184mm]

1416 Low Voltage Specular Reflector 30° Tilt

- Low voltage trim
- Includes 120V transformer for retrofit to H7T and H7RT housings
- Torsion spring retention

Housings		Max Lamp Compatibility
H7T	E7TAT	50W 12V MR16

Compatible with Halogen, Incandescent, LED* or CFL* lamps

1416C
Clear Specular Reflector, White Trim

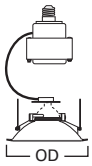

Dimensions**
OD: 7-1/4" [184mm]

1417 Low Voltage Eyeball with Baffle 30° Tilt

- Low voltage trim
- Includes 120V transformer for retrofit to H7T and H7RT housings
- Torsion spring retention

Housings		Max Lamp Compatibility
H7T	E7TAT	50W 12V MR16
H7RT	H7TCP	

Compatible with Halogen, Incandescent, LED* or CFL* lamps

1417W
White Eyeball and White Baffle, White Trim

1417BA
White Eyeball and Black Baffle, White Trim

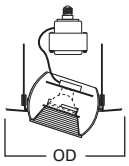

Dimensions**
OD: 7-1/4" [184mm]

*UL1993 listed LED & CFL equivalent lamps permitted. Consult lamp manufacturer for conditions of use. Eaton does not warranty the lamp.
****Key: A:** Luminous Aperture, **H:** Height, **OD:** Trim Outside Diameter

Specifications, compliances and dimensions subject to change without notice

1416 Low Voltage Baffle 30° Tilt

- Low voltage trim
- Includes 120V transformer for retrofit to H7T and H7RT housings
- Torsion spring retention

Housings		Max Lamp Compatibility
H7T	E7TAT	50W 12V MR16
H7RT		

Compatible with Halogen, Incandescent, LED* or CFL* lamps

1416W
White Baffle, White Trim

1416BA
Black Baffle, White Trim

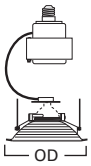

Dimensions**
OD: 7-1/4" [184mm]

1450 Low Voltage Slot Aperture 30° Tilt

- Low voltage trim
- Includes 120V transformer for retrofit to H7T and H7RT housings
- Torsion spring retention

Housings	Max Lamp Compatibility
H7T	50W 12V MR16
H7RT	

Compatible with Halogen, Incandescent, LED* or CFL* lamps

1450P
Clear Specular Reflector, White Trim

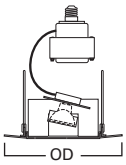

Dimensions**
OD: 7-1/4" [184mm]

1475 Low Voltage Adjustable Accent 30° Tilt

- Low voltage trim
- Includes 120V transformer for retrofit to H7T and H7RT housings
- Torsion spring retention

Housings		Max Lamp Compatibility
H7T	E7TAT	50W PAR36 low voltage
H7RT	E7RTAT	

Compatible with Halogen, Incandescent, LED* or CFL* lamps

1475W
White Baffle, White Trim

1475P
Black Baffle, White Trim



Dimensions**
OD: 7-1/4" [184mm]

1479 Low Voltage Pinhole Trim

- Low voltage trim
- Includes 120V transformer for retrofit to H7T and H7RT housings
- Torsion spring retention

Housings		Max Lamp Compatibility
H7T	H7RT	
H7TCP		50W 12V MR16
E7TAT	E7RTAT	

Compatible with Halogen, Incandescent, LED* or CFL* lamps

1479W
White Baffle, White Trim

1479P
Black Baffle, White Trim

Dimensions**
A: 1-7/8" [48mm]
OD: 8" [203mm]

*UL1993 listed LED & CFL equivalent lamps permitted. Consult lamp manufacturer for conditions of use. Eaton does not warranty the lamp.

****Key: A:** Luminous Aperture, **H:** Height, **OD:** Trim Outside Diameter

E26 Screw Base Non-IC Housing - No Socket Bracket

H7TNB

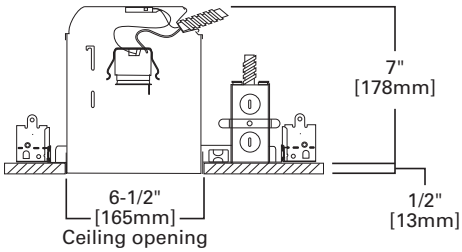

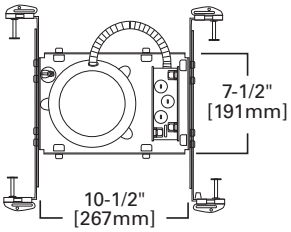

H7TNB

6" Non-IC, New Construction Housing, No Socket Bracket, 120V

The H7 recessed housing is the standard in the industry for both light commercial and residential applications. H7 series features full-frame design, robust construction, feed-through listing, Got Nail! bar hangers; and may support use of higher wattage lamps. A wide variety of trims allows a number of different lighting effects to be created with one basic housing. The H7TNB is for use in non-insulated ceilings. If ceiling insulation is present, it must be kept 3" from all sides of housing. May be retrofit with compatible Halo LED lighting systems.
The H7TNB can save installation time. It is designed without a socket plate for use with socket supporting trims only. With these trims there is no need to spend time removing the socket plate and the fixed lamp position of socket supporting trims saves on lamp adjustment time too.

Special Features

Got Nail!™ bar hangers
q-Channel bars with Pass-N-Thru™
Slide-N-Side™ junction box
Quick Connect™ push wire nuts

Compatible Socket Supporting Trims

30◊	171◊	405	4051	6130	6215
74	172◊	419	6120◊	6145	6222
76	173◊	420	6121◊	6146	6230
78◊	376	430◊	6125◊	6150	6255
170◊	378	478	6126◊	6170	30SBAT◊

Trims for use in Halo listed housings

Select trims are classified for use in other housings, see www.eaton.com/lighting/legal

◊ Air-Tite trims can make the H7TNB installation ASTM E283 compliant (in an Non-Insulated ceiling)

Features

Housing
- Single wall die-stamped CRS housing
- White housing paint finish

Plaster Frame
- Galvanized steel construction
- The housing can be removed from plaster frame to provide access to the junction box
- Housing adjusts in plaster frame to accommodate ceilings up to 1-3/8" thick
- Plaster frame features include:
  - Patented regressed locking screw positioned for securing hanger bars from below the ceiling
  - Cutouts for easily crimping hanger bars in position
  - Halo name embossed on plaster frame

Includes:
- Got Nail!™ bar hangers (Details Pg. 9)
- q-Channel bars with Pass-N-Thru™ (Details Pg. 9)
- Slide-N-Side™ junction box wire traps (Details Pg. 9)
- Quick Connect™ push wire nuts (Details Pg. 9)

Socket
- Porcelain socket with nickel plated brass screw shell
- Snap-in socket speeds installation and attaches directly to the trim for consistent lamp positioning
- Overspray protector included

Thermal Protector
Self resetting thermal protector deactivates fixture if overheating occurs due to improper lamping or misapplied insulation

Trims
Halo Fit-All concept offers multiple trim options in a variety of design styles, and functional beam distributions to control beam angle and lumen delivery in accommodating various lamp types including Halogen, CFL and LED

Compliance
- cULus Listed 1598 luminaire
- cULus Listed damp location
- cULus Listed for wet location, covered ceiling, with select trims
- cULus Listed for feed through
- RoHS compliant
- IP rated (Improper Lamp)

Specifications, compliances and dimensions subject to change without notice

E26 Screw Base Non-IC Housing - No Socket Bracket

E7TATNB

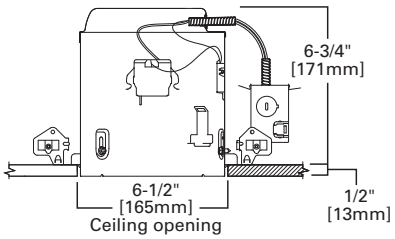

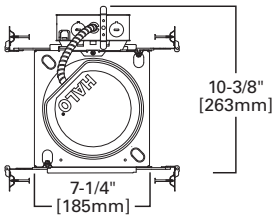

E7TATNB

6" Non-IC, Air-Tite, New Construction Housing, No Socket Bracket, 120V

The E7TATNB is a compact and efficient recessed Non-IC housing optimized and listed for EISA compliant tungsten-halogen, CFL and LED lamps as well as incandescent. Housing is suitable for residential or light commercial applications. For installation in non-insulated ceilings. If ceiling insulation is present, it must be kept 3" from all sides of housing. Housing features Air-Tite code compliant construction. Use with a variety of trims and finishes to create different lighting effects or to match any decor.

The E7TATNB can save installation time. It is designed without a socket plate for use with socket supporting trims only. With these trims there is no need to spend time removing the socket plate, and the fixed lamp position of the socket supporting trims saves on a lamp adjustment time too. May be retrofit with compatible Halo LED lighting systems.

Special Features

All-Nail!™ bar hangers
q-Channel bars with Pass-N-Thru™
Hinged j-box with Slide-N-Side™
Quick Connect™ push wire nuts
Air-Tite™ code compliant

Compatible Socket Supporting Trims

30	171	405	4051	6130	6215
74	172	419	6120	6145	6222
76	173	420	6121	6146	6230
78	376	430	6125	6150	6255
170	378	478	6126	6170	30SBAT

Trims for use in Halo listed housings

Select trims are classified for use in other housings, see www.eaton.com/lighting/legal

Features

Housing
- Single wall die-formed housing
- Housing features a precision rolled interlocking collar which maintains aperture geometry for greater assurance of installation results
- Exclusive Air-Tite gasket meets code where required, and seals between housing, frame and finished ceiling - without need for additional caulk
- May be removed from the plaster frame to provide access to junction box

Socket Plate
- Rigid socket plate adjusts and locks without tools for various lamp sizes
- Socket plate and bracket may be removed when using socket supporting trims

Plaster Frame
- Galvanized steel frame. Housing adjusts in plaster frame to accommodate up to 3/8" – 1" ceiling thickness.
- (2) Regressed locking screws for securing hanger bars

Includes:
- All-Nail!™ bar hangers (Details Pg. 11)
- q-Channel bars with Pass-N-Thru™ (Details Pg. 11)
- Hinged junction box with Slide-N-Side™ (Details Pg. 11)
- Quick Connect™ push wire nuts (Details Pg. 11)
- Air-Tite™ code compliant (Details Pg. 11)

Socket
- Porcelain socket with nickel plated brass screw shell
- Snap-in socket speeds installation and attaches directly to the trim for consistent lamp positioning
- Shipped with socket overspray protector installed

Thermal Protector
Self resetting thermal protector deactivates fixture if overheating occurs due to improper lamping or misapplied insulation

Trims
Halo Fit-All concept offers multiple trim options in a variety of design styles, and functional beam distributions to control beam angle and lumen delivery in accommodating various lamp types including Halogen, CFL and LED

Compliance
- cULus Listed 1598 luminaire
- cULus Listed damp location
- cULus Listed for wet location, covered ceiling, with select trims
- Air-Tite code compliant. Certified under ASTM E283; not exceeding 2.0 cfm (0.944 L/s) air leakage rate tested at a 1.57 psf (75 Pa) pressure differential.
- RoHS compliant

E26 Screw Base Trims

Non-IC "NB" Housings: H7TNB • E7TATNB

Reflectors

30 Reflector, Self-flange

- Self-flange reflector with torsion spring retention
- Accepts a wide range of lamps
- Makes installation Air-Tite regardless of housing used
- Socket supporting reflector

Housings	Max Lamp Compatibility
H7TNB	100W A19, 150W A21, 75W PAR30S, 75W PAR30L, 85W BR30, 100W R30
E7TATNB	100W A19, 150W A21, 75W PAR30S, 75W PAR30L, 150W PAR38, 65W BR30

Compatible with Halogen, Incandescent, LED* or CFL* lamps

30HAT
Haze Reflector, White Trim

30RGAT
Residential Gold Reflector, White Trim

30CAT
Clear Specular Reflector, White Trim

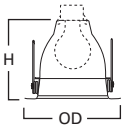

Dimensions**
H: 5" [127mm]
OD: 7-1/4" [184mm]

30SBAT Reflector, Self-flange

- Self-flange reflector with torsion spring retention
- Accepts a wide range of lamps
- Makes installation Air-Tite regardless of housing used
- Socket supporting reflector

Housings	Max Lamp Compatibility
H7TNB	100W A19, 150W A21, 75W PAR30S, 150W PAR38, 85W BR30, 100W R30
E7TATNB	100W A19, 150W A21, 75W PAR30S, 75W PAR30L, 150W PAR38, 65W BR30

Compatible with Halogen, Incandescent, LED* or CFL* lamps

30SBAT
Specular Black Reflector & Trim

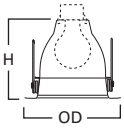

Dimensions**
H: 5" [127mm]
OD: 7-1/4" [184mm]

405 Specular Full Cone Reflector

- Full reflector for use with A-lamps
- Accessories available: TRM6 designer trim rings, OT403 oversize trim ring
- Friction clip retention on housing plaster ring
- Removable trim ring
- Socket supporting reflector

Housings	Max Lamp Compatibility
H7TNB	150W A21
E7TATNB	

Compatible with Halogen, Incandescent, LED* or CFL* lamps

405SC
Clear Specular Reflector, White Trim

Friction Clips install on housing plaster ring

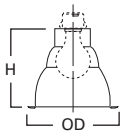

Dimensions**
H: 5" [127mm]
OD: 7-1/4" [184mm]

4051 White Full Cone Reflector, Self-flange

- Full reflector for use with A-lamps
- Friction clip retention on housing plaster ring
- Accessories available: TRM6 designer trim rings, OT403 oversize trim ring
- Socket supporting reflector

Housings	Max Lamp Compatibility
H7TNB	150W A21
E7TATNB	

Compatible with Halogen, Incandescent, LED* or CFL* lamps

4051P
White Reflector, White Self-flange



Friction Clips install on housing plaster ring

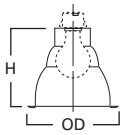

Dimensions**
H: 6" [152mm]
OD: 7-1/4" [184mm]

*UL1993 listed LED & CFL equivalent lamps permitted. Consult lamp manufacturer for conditions of use. Eaton does not warranty the lamp.
****Key: A:** Luminous Aperture, **H:** Height, **OD:** Trim Outside Diameter

Specifications, compliances and dimensions subject to change without notice

6120 Full Cone Reflector, Self-flange

- Full cone reflector
- Torsion spring retention
- Socket supporting reflector
- Self-flange trim ring sized to hide gaps caused by construction tolerances
- Makes installation Air-Tite regardless of housing used

Housings		Max Lamp Compatibility
H7TNB	E7TATNB	100W A19, 150W A21, 75W PAR30S, 75W PAR30L, 150W PAR38, 85W BR30, 120W BR40

Compatible with Halogen, Incandescent, LED* or CFL* lamps

6120WH
White Reflector, White Self-flange

6120SN
Satin Nickel Reflector, Satin Nickel Self-flange

6120TBZ
Tuscan Bonze Reflector, Tuscan Bronze Self-flange

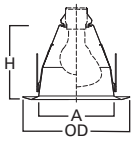

Dimensions**
A: 5-3/8" [137mm]
H: 5-3/8" [138mm]
OD: 7-3/4" [197mm]

6121 Shallow Full Cone Reflector, Self-flange

- Shallow full cone reflector
- Torsion spring retention
- Self-flange trim ring sized to hide gaps caused by construction tolerances

Housings		Max Lamp Compatibility
H7TNB	E7TATNB	40W A19, 75W PAR30S, 75W PAR30L, 65W BR30

Compatible with Halogen, Incandescent, LED* or CFL* lamps

6121WH
White Reflector, White Self-flange

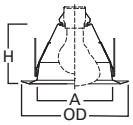

Dimensions**
A: 5-3/8" [137mm]
H: 4-3/8" [110mm]
OD: 7-3/4" [197mm]

Baffles

30 Baffle, Self-flange

- Self-flange metal baffle with upper reflector
- Socket supporting baffle
- Torsion spring retention
- Accepts a wide range of lamps
- Makes installation Air-Tite regardless of housing used

Housings	Max Lamp Compatibility
H7TNB	100W A19, 150W A21, 75W PAR30S, 75W PAR30L, 150W PAR38, 85W BR30, 100W R30
E7TATNB	100W A19, 150W A21, 75W PAR30S, 75W PAR30L, 150W PAR38, 65W BR30

Compatible with Halogen, Incandescent, LED* or CFL* lamps

30WAT
White Baffle & Reflector, White Trim

30WATH
White Baffle & Clear Reflector, White Trim

30PAT
Black Baffle & Clear Reflector, White Trim

30SNAT
Satin Nickel Baffle & Reflector, Satin Nickel Trim

30TBZAT
Tuscan Bronze Baffle & Reflector, Tuscan Bronze Trim

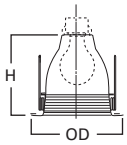

Dimensions**
H: 5" [127mm]
OD: 7-1/4" [184mm]

6125 Full Cone Baffle, Self-flange

- Full cone baffle
- Torsion spring retention
- Socket supporting baffle
- Self-flange trim ring sized to hide gaps caused by construction tolerances

Housings		Max Lamp Compatibility
H7TNB	E7TATNB	100W A19, 150W A21, 75W PAR30S, 75W PAR30L, 150W PAR38, 85W BR30, 120W BR40

Compatible with Halogen, Incandescent, LED* or CFL* lamps

6125WB
White Baffle, White Self-flange

6125BB
Black Baffle, White Self-flange

6125BKBB
Black Baffle, Black Self-flange

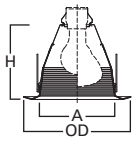

Dimensions**
A: 5-3/8" [137mm]
H: 5-3/8" [138mm]
OD: 7-3/4" [197mm]

*UL1993 listed LED & CFL equivalent lamps permitted. Consult lamp manufacturer for conditions of use. Eaton does not warranty the lamp.

****Key: A:** Luminous Aperture, **H:** Height, **OD:** Trim Outside Diameter

E26 Screw Base Trims

Non-IC "NB" Housings: H7TNB • E7TATNB

6126 Shallow Full Cone Baffle, Self-flange

- Shallow full cone baffle
- Torsion spring retention
- Socket supporting baffle
- Self-flange trim ring sized to hide gaps caused by construction tolerances

Housings		Max Lamp Compatibility
H7TNB	E7TATNB	40W A19, 75W PAR30S, 75W PAR30L, 65W BR30

Compatible with Halogen, Incandescent, LED* or CFL* lamps

6126WB
White Baffle, White Self-flange

6126BB
Black Baffle, White Self-flange

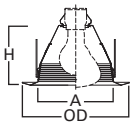

Dimensions**
A: 5-3/8" [137mm]
H: 4-3/8" [110mm]
OD: 7-3/4" [197mm]

Adjustable – Eyeballs & Gimbals

74 Eyeball 30° Tilt, Self-flange

- Provides optimum position for PAR30S lamps
- Torsion spring retention
- Socket supporting eyeball

Housings	Max Lamp Compatibility
H7TNB E7TATNB	75W PAR30S

Compatible with Halogen, Incandescent, LED* or CFL* lamps

74P
White Eyeball, White Trim

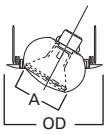

Dimensions**
A: 3-7/8" [98mm]
OD: 8" [203mm]

76 Gimbal 30° Tilt, Self-flange

- For use with PAR38 lamps
- 30° tilt
- Torsion spring retention

Housings	Max Lamp Compatibility
H7TNB E7TATNB	150W PAR38 (Side prong lamp recommended)

Compatible with Halogen, Incandescent, LED* or CFL* lamps

76P
White Gimbal, White Trim



Dimensions**
OD: 8" [203mm]

78 Eyeball 30° Tilt, Self-flange

- 30° tilt, 360° rotation
- Torsion spring retention
- Wide choice of finishes for any decor
- Socket supporting eyeball
- 78PAT makes installation Air-Tite regardless of housing used

Housings	Max Lamp Compatibility
H7TNB	75W PAR30S, 75W PAR30L, 65W BR30, 75W R30
E7TATNB	75W PAR30S, 75W PAR30L, 65W BR30

Compatible with Halogen, Incandescent, LED* or CFL* lamps

78P
White Eyeball, White Trim

78PAT
White Eyeball, White Trim

78SN
Satin Nickel Eyeball, Satin Nickel Trim

78TBZ
Tuscan Bronze Eyeball, Tuscan Bronze Trim

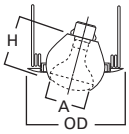

Dimensions**
A: 4" [100mm]
H: 4-1/8" [105mm]
OD: 8" [203mm]

376 Regressed Gimbal 30° Tilt, Self-flange

- 30° tilt
- Regressed gimbal with baffle
- Torsion spring retention
- Socket supporting gimbal

Housings	Max Lamp Compatibility
H7TNB E7TATNB	75W PAR30S

Compatible with Halogen, Incandescent, LED* or CFL* lamps

376W
White Baffle, White Trim

376P
Black Baffle, White Trim

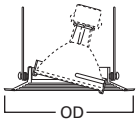

Dimensions**
OD: 7-1/4" [184mm]

*UL1993 listed LED & CFL equivalent lamps permitted. Consult lamp manufacturer for conditions of use. Eaton does not warranty the lamp.
****Key: A:** Luminous Aperture, **H:** Height, **OD:** Trim Outside Diameter

Specifications, compliances and dimensions subject to change without notice

378 Regressed Gimbal with Splay 25° Tilt, Self-flange

- 25° tilt
- Regressed gimbal with splay trim
- Removable trim ring
- Accessories available: TRM6 designer trim rings, OT403 oversize trim ring
- Friction clips on trim
- Socket supporting gimbal

Housings	Max Lamp Compatibility
H7TNB E7TATNB	75W PAR30S

Compatible with Halogen, Incandescent, LED* or CFL* lamps

378P
White Splay, White Trim

378
Clear Specular Splay, White Trim



Friction Clips on Trim

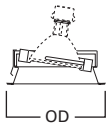

Dimensions**
OD: 7-1/4" [184mm]

419 Regressed Eyeball with Splay 25° Tilt

- Regressed eyeball with splay
- 25° tilt, 358° rotation
- Accessories available: TRM6 designer trim rings, OT403 oversize trim ring
- Removable trim ring
- Socket supporting trim

Housings	Max Lamp Compatibility
H7TNB E7TATNB	75W PAR30S

Compatible with Halogen, Incandescent, LED* or CFL* lamps

419P
White Eyeball & Splay, White Trim

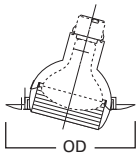

Dimensions**
OD: 7-1/4" [184mm]

420 Regressed Eyeball 30° Tilt, Self-flange

- Regressed eyeball with baffle
- Removable trim ring
- Accessories available: TRM6 designer trim rings, OT403 oversize trim ring
- Socket supporting eyeball

Housings	Max Lamp Compatibility
H7TNB	75W PAR30S, 75W PAR30L, 60W BR30
E7TATNB	75W PAR30S, 75W PAR30L

Compatible with Halogen, Incandescent, LED* or CFL* lamps

420W
White Eyeball & Baffle, White Trim

420P
White Eyeball & Black Baffle, White Trim

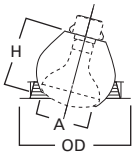

Dimensions**
A: 4" [100mm]
H: 4" [102mm]
OD: 7-1/4" [184mm]

478 Adjustable Regressed Gimbal with Splay 25° Tilt, Self-flange

- 25° tilt
- Adjustable gimbal with splay trim for PAR38 lamps
- Removable trim ring
- Accessories available: TRM6 designer trim rings, OT403 oversize trim ring
- Friction clips on trim
- Socket supporting gimbal

Housings	Max Lamp Compatibility
H7TNB E7TATNB	100W PAR38

Compatible with Halogen, Incandescent, LED* or CFL* lamps

478P
White Splay, White Trim



Friction Clips on Trim

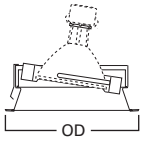

Dimensions**
OD: 7-1/4" [184mm]

*UL1993 listed LED & CFL equivalent lamps permitted. Consult lamp manufacturer for conditions of use. Eaton does not warranty the lamp.

****Key: A:** Luminous Aperture, **H:** Height, **OD:** Trim Outside Diameter

E26 Screw Base Trims

Non-IC "NB" Housings: H7TNB • E7TATNB

6130 Eyeball 35° Tilt, Self-flange

- 35° tilt, 360° rotation
- Adjustable eyeball trim for BR30 and PAR30 lamps
- Torsion spring retention
- Socket supporting eyeball
- Self-flange trim ring sized to hide gaps caused by construction tolerances

Housings		Max Lamp Compatibility
H7TNB	E7TATNB	75W PAR30S, 75W PAR30L, 65W BR30

Compatible with Halogen, Incandescent, LED* or CFL* lamps

6130WH
White Eyeball, White Self-flange

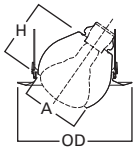

Dimensions**
A: 3-7/8" [100mm]
H: 3-7/8" [100mm]
OD: 7-3/4" [197mm]

6170 Gimbal 25° Tilt, Self-flange

- 25° tilt, 360° rotation
- Adjustable gimbal for PAR38 lamps
- Torsion spring retention
- Socket supporting gimbal
- Self-flange trim ring sized to hide gaps caused by construction tolerances

Housings		Max Lamp Compatibility
H7TNB	E7TATNB	90W PAR38

Compatible with Halogen, Incandescent, LED* or CFL* lamps

6170WH
White Gimbal,
White Self-flange

6170BK
Black Gimbal,
Black Self-flange

6170SN
Satin Nickel Gimbal,
Satin Nickel Self-flange

6170TBZ
Tuscan Bronze Gimbal,
Tuscan Bronze Self-flange

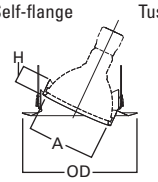

Dimensions**
A: 4-1/2" [113mm]
H: 1-1/5" [30 mm]
OD: 7-3/4" [197mm]

6215 Double Gimbal 30°-50° Tilt, Self-flange

- 30°-50° tilt, 360° rotation
- 50° tilt with double gimbal design using compound angles
- Double gimbal for PAR30 lamps
- Torsion spring retention
- Shallow housings are compatible with PAR30S (short-neck) lamps
- Socket supporting gimbal
- Self-flange trim ring sized to hide gaps caused by construction tolerances

Housings		Max Lamp Compatibility
H7TNB	E7TATNB	75W PAR30S, 75W PAR30L

Compatible with Halogen, Incandescent, LED* or CFL* lamps

6215WH
White Gimbal,
White Self-flange

6215BK
Black Gimbal,
Black Self-flange

6215SN
Satin Nickel Gimbal,
Satin Nickel Self-flange

6215TBZ
Tuscan Bronze Gimbal,
Tuscan Bronze Self-flange

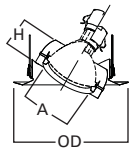

Dimensions**
A: 3-3/8" [84mm]
H: 2" [51mm]
OD: 7-3/4" [197mm]

6222 Regressed Angle Cut Adjustable Gimbal, 45° Tilt, Self-flange

- 45° tilt, 360° rotation
- Fully regressed gimbal – self-flange ring
- Torsion spring retention
- Socket supporting gimbal
- Reflector and baffle options
- Accommodates tilt of gimbal in a full regressed cut cone
- Self-flange trim ring sized to hide gaps caused by construction tolerances

Housings		Max Lamp Compatibility
H7TNB	E7TATNB	60W PAR16, 50W PAR20, 75W PAR30S, 75W PAR30L

Compatible with Halogen, Incandescent, LED* or CFL* lamps

6222WB
White Baffle, White Trim

6222BB
Black Baffle, White Trim

6222SC
Specular Clear Regressed
White Trim

6222H
Haze Reflector, White Trim

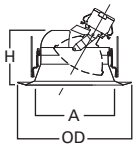

Dimensions**
A: 3-3/4" [95mm]
H: 5-3/8" [137mm]
OD: 7-3/4" [197mm]

*UL1993 listed LED & CFL equivalent lamps permitted. Consult lamp manufacturer for conditions of use. Eaton does not warranty the lamp.
****Key: A:** Luminous Aperture, **H:** Height, **OD:** Trim Outside Diameter

Specifications, compliances and dimensions subject to change without notice

Lenses & Wet Location Showerlights

170 Albalite Lens with Reflector

- White trim with Albalite glass lens
- PS version features non-conductive, non-corrosive gasketed polymer (plastic) trim ring
- PS version is "dead-front" construction and is wet location listed for use in showers
- Torsion spring retention
- PS version is Air-Tite; making any installation Air-Tite

Housings	Max Lamp Compatibility
H7TNB	60W A19
E7TATNB	

Compatible with Halogen, Incandescent, LED* or CFL* lamps

170P
Albalite Lens, White Trim

170PS
Albalite Lens, Polymer White Trim

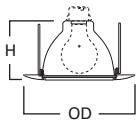

Dimensions**
H: 4" [102mm]
OD: 8" [203mm]

171 Drop Opal Glass Lens with Reflector

- White trim with drop opal glass lens
- PS version features non-conductive, non-corrosive gasketed polymer (plastic) trim ring
- PS version is "dead-front" construction and is wet location listed for use in showers
- Torsion spring retention
- PS version is Air-Tite; making any installation Air-Tite

Housings	Max Lamp Compatibility
H7TNB	60W A19
E7TATNB	

Compatible with Halogen, Incandescent, LED* or CFL* lamps

171P
Drop Opal Lens, White Trim

171PS
Drop Opal Lens, White Polymer Trim

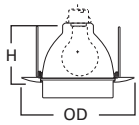

Dimensions**
H: 4" [102mm]
OD: 8" [203mm]

172 Dome Glass Lens with Reflector

- Frosted glass dome
- Features "dead-front" construction and is wet location listed for use in showers
- Non-conductive, non-corrosive gasketed polymer (plastic) trim ring
- Torsion spring retention
- Air-Tite trim makes any installation Air-Tite

Housings	Max Lamp Compatibility
H7TNB	100W A19, 75W PAR30S
E7TATNB	

Compatible with Halogen, Incandescent, LED* or CFL* lamps

172PS
Frosted Glass Dome, White Polymer Trim

172SNS
Frosted Glass Dome, Satin Nickel Polymer Trim

172TBZS
Frosted Glass Dome, Tuscan Bronze Polymer Trim

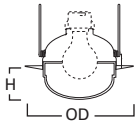

Dimensions**
H: 2-1/8" [54mm]
OD: 7-3/4" [197mm]

173 Fresnel Lens with Reflector

- White trim with glass Fresnel lens
- PS version features non-conductive, non-corrosive gasketed polymer (plastic) trim ring
- PS version is "dead-front" construction and is wet location listed for use in showers
- Torsion spring retention
- PS version is Air-Tite; making any installation Air-Tite

Housings	Max Lamp Compatibility
H7TNB	60W A19
E7TATNB	

Compatible with Halogen, Incandescent, LED* or CFL* lamps

173P
Fresnel Lens, White Trim

173PS
Fresnel Lens, White Polymer Trim

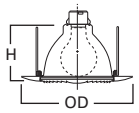

Dimensions**
H: 4" [102mm]
OD: 8" [203mm]

*UL1993 listed LED & CFL equivalent lamps permitted. Consult lamp manufacturer for conditions of use. Eaton does not warranty the lamp.
****Key: A:** Luminous Aperture, **H:** Height, **OD:** Trim Outside Diameter

E26 Screw Base Trims

Non-IC "NB" Housings: H7TNB • E7TATNB

6145 Open Wet Location, Shallow Reflector, Self-flange

Showerlight

- Open wet location shallow Showerlight for PAR30S and PAR38 outdoor rated lamps ONLY
- Torsion spring retention
- Socket supporting cone
- Self-flange trim ring sized to hide gaps caused by construction tolerances

Housings		Max Lamp Compatibility
H7TNB	E7TATNB	75W PAR30S, 75W PAR30L, 150W PAR38

Compatible with Halogen, Incandescent, LED* or CFL* lamps

6145WH
White Shallow Reflector, White Self-flange

6145SN
Satin Nickel Shallow Reflector, Satin Nickel Self-flange

6145TBZ
Tuscan Bronze Shallow Reflector, Tuscan Bronze Self-flange

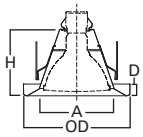

Dimensions**
A: 5-3/8" [136mm]
D: 7/8 [22mm]
H: 4-7/8" [123mm]
OD: 7-3/4" [197mm]

Outdoor Rated Lamp ONLY (Purchase Separately)

Lamp Gasket
(Included)

6146 Open Wet Location, Full Reflector Self-flange

Showerlight

- Open wet location Showerlight for PAR30S and PAR30L outdoor rated lamps ONLY
- Torsion spring retention
- Socket supporting cone
- Self-flange trim ring sized to hide gaps caused by construction tolerances

Housings		Max Lamp Compatibility
H7TNB	E7TATNB	75W PAR30S, 75W PAR30L, 150W PAR38

Compatible with Halogen, Incandescent, LED* or CFL* lamps

6146WH
White Reflector, White Self-flange

6146SN
Satin Nickel Reflector, Satin Nickel Self-flange

6146TBZ
Tuscan Bronze Reflector, Tuscan Bronze Self-flange

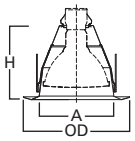

Dimensions**
A: 5-3/8" [137mm]
H: 5-3/8" [138mm]
OD: 7-3/4" [197mm]

Outdoor Rated Lamp ONLY (Purchase Separately)

Lamp Gasket
(Included)

6150 Low Profile, Frosted Glass Dome Lens, Self-flange

Showerlight

- Low profile, frosted glass dome lens
- Wet location Showerlight
- Torsion spring retention
- Non-conductive "dead-front" polymer (plastic) trim ring and glass lens
- Socket supporting internal reflector
- Self-flange trim ring sized to hide gaps caused by construction tolerances

Housings		Max Lamp Compatibility
H7TNB	E7TATNB	60W A19, 60W PAR30S

Compatible with Halogen, Incandescent, LED* or CFL* lamps

6150WH
Frosted Glass Dome Lens with Reflector, White Plastic Self-flange

6150SN
Frosted Glass Dome Lens with Reflector, Satin Nickel Plastic Self-flange

6150TBZ
Frosted Glass Dome Lens with Reflector, Tuscan Bronze Plastic Self-flange

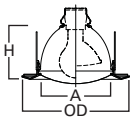

Dimensions**
A: 5-1/8" [130mm]
H: 4-1/5" [107mm]
OD: 7-3/4" [197mm]

*UL1993 listed LED & CFL equivalent lamps permitted. Consult lamp manufacturer for conditions of use. Eaton does not warranty the lamp.
****Key: A:** Luminous Aperture, **H:** Height, **OD:** Trim Outside Diameter

Specifications, compliances and dimensions subject to change without notice

6230 Squircle Frost Glass Lens, Metal Trim, Self-flange

Showerlight

- Low profile frost glass lens
- Wet location Showerlight
- Torsion spring retention
- Self-flange low profile metal trim ring
- Socket supporting internal bracket
- Integral rotation adjustment up to +/– 25° for precise alignment with room

Housings		Max Lamp Compatibility
H7TNB	E7TATNB	72W A19, 75W PAR30S

Compatible with Halogen, Incandescent, LED* or CFL* lamps

6230AH
Frost Glass Lens, Aluminum Haze Squircle Trim

6230PN
Frost Glass Lens, Polished Nickel Squircle Trim

6230SN
Frost Glass Lens, Satin Nickel Squircle Trim

6230TBZ
Frost Glass Lens, Tuscan Bronze Squircle Trim

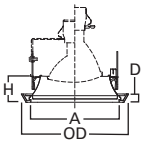

Dimensions**
A: 6" [152mm]
H: 4-1/4" [109mm]
D: 3/4" [20mm]
OD: 7-1/4" [185mm]

6255 Soft Square, Frost Curved Glass Lens, Self-flange

Showerlight

- Low profile curved frost glass lens
- Wet location Showerlight
- Torsion spring retention
- Non-conductive "dead-front" polymer (plastic) trim ring and glass lens
- Integral rotation adjustment up to +/– 25° for precise alignment with room
- Integrated socket supporting reflector for even illumination across lens corner-to-corner

Housings		Max Lamp Compatibility
H7TNB	E7TATNB	72W A19, 75W PAR30S

Compatible with Halogen, Incandescent, LED* or CFL* lamps

6255WH
Frost Curved Glass Lens with Reflector, White Plastic Self-flange

6255SN
Frost Curved Glass Lens with Reflector, Satin Nickel Plastic Self-flange

6255TBZ
Frost Curved Glass Lens with Reflector, Tuscan Bronze Plastic Self-flange

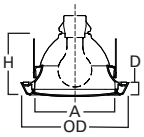

Dimensions**
A: 5-7/8" [149mm]
D: 1" [25mm]
H: 4-1/2" [114mm]
OD: 7-5/8" [194mm]

Open, Splay & Wall Wash

430 Wall Wash with Baffle & Full Reflector

airtite

- Black or white step baffle with full reflector
- Designed to spread light close to the ceiling to eliminate the "cave effect"
- Torsion spring retention
- Makes installation Air-Tite regardless of housing used

Housings	Max Lamp Compatibility
H7TNB	100W A19, 90W TB19, 100W BT15, 100W MB19
E7TATNB	100W A19

Compatible with Halogen, Incandescent, LED* or CFL* lamps

430W
White Baffle, White Trim

430P
Black Baffle, White Trim

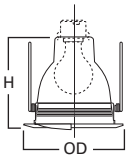

Dimensions**
H: 5" [127mm]
OD: 7-1/4" [184mm]

*UL1993 listed LED & CFL equivalent lamps permitted. Consult lamp manufacturer for conditions of use. Eaton does not warranty the lamp.

****Key: A:** Luminous Aperture, **H:** Height, **OD:** Trim Outside Diameter

E26 Screw Base Non-IC Shallow Housing

H27T

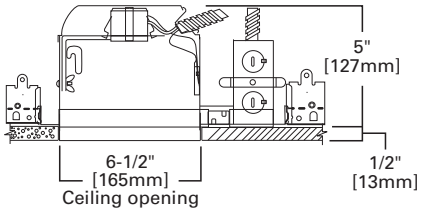

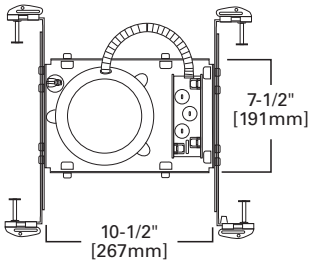

H27T

6" Non-IC, Shallow New Construction Housing, 120V

The H27T recessed housing is designed for shallow ceilings and is a standard in the industry for both light commercial and residential applications. H27 series features robust construction, feed-through listing, Got Nail! bar hangers; and may support use of higher wattage lamps. A wide variety of trims allows a number of different lighting effects to be created with one basic housing. The H27T is for use in non-insulated shallow ceilings. If ceiling insulation is present, it must be kept 3" from all sides of housing. May be retrofit with compatible Halo LED lighting systems.

Special Features

Got Nail!™ bar hangers
q-Channel bars with Pass-N-Thru™
Slide-N-Side™ junction box
Quick Connect™ push wire nuts

Compatible Trims

70	171	353	6100	6108	6145
71	172◊	376	6101	6109	6150
73	173	378	6102	6110	6160
74	301	419	6103	6121◊	6215
78◊	310	420	6106	6126◊	6230
79	312	426	6107	6130	6255
170	328	4261			

Trims for use in Halo listed housings

Select trims are classified for use in other housings, see www.eaton.com/lighting/legal

◊ Air-Tite trims can make the H27T installation ASTM E283 compliant (in a non-insulated ceiling)

Features

Housing
- Single wall die-stamped CRS housing
- White housing paint finish

Plaster Frame
- Galvanized steel construction
- The housing can be removed from plaster frame to provide access to the junction box
- Housing adjusts in plaster frame to accommodate ceilings up to 1-3/8" thick
- Plaster frame features include:
  - Patented regressed locking screw positioned for securing hanger bars from below the ceiling
  - Cutouts for easily crimping hanger bars in position
  - Halo name embossed on plaster frame

Socket Plate
- Rigid socket plate adjusts and locks without tools for various lamp sizes
- Socket plate and bracket may be removed when using socket supporting trims

Includes:
- Got Nail!™ bar hangers (Details Pg. 9)
- q-Channel bars with Pass-N-Thru™ (Details Pg. 9)
- Slide-N-Side™ junction box wire traps (Details Pg. 9)
- Quick Connect™ push wire nuts (Details Pg. 9)

Socket
- Porcelain socket with nickel plated brass screw shell
- Snap-in springs secure socket to socket plate, and may be detached when using socket supporting trims
- Overspray protector included

Thermal Protector
Self resetting thermal protector deactivates fixture if overheating occurs due to improper lamping or misapplied insulation

Trims
Halo Fit-All concept offers multiple trim options in a variety of design styles, and functional beam distributions to control beam angle and lumen delivery in accommodating various lamp types including Halogen, CFL and LED

Compliance
- cULus Listed 1598 luminaire
- cULus Listed damp location
- cULus Listed for wet location, covered ceiling, with select trims
- cULus Listed for feed through
- RoHS compliant
- IP rated (Improper Lamp)

Specifications, compliances and dimensions subject to change without notice

E26 Screw Base Non-IC Shallow Housing

H27RT

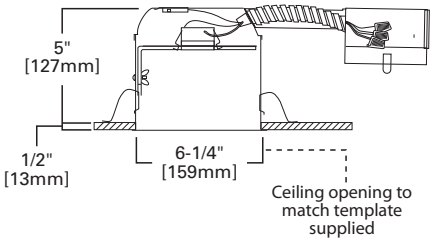

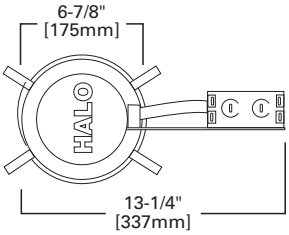

H27RT

6" Non-IC, Shallow Remodel Housing, 120V

The H27RT recessed remodel housing is designed for shallow ceilings and is a standard in the industry for both light commercial and residential applications. H27 series shallow remodel housing features robust construction, full-sized remodel junction box; and may support use of higher wattage lamps. Designed for use in existing ceilings, the remodel housing slips through opening in the finished ceiling. A wide variety of trims allows a number of different lighting effects to be created with one basic housing. The H27RT is for use in non-insulated shallow ceilings. If ceiling insulation is present, it must be kept 3" from all sides of housing. May be retrofit with compatible Halo LED lighting systems.

Special Features

Quick Connect™ push wire nuts

Compatible Trims

74	173◊	376	6100	6108	6145
78◊	301	378	6101	6109	6150
79	310	419	6102	6110	6215
170◊	312	420	6103	6121◊	6230
171◊	328	426	6106	6126◊	6255
172◊	353	4261	6107	6130	

Trims for use in Halo listed housings

Select trims are classified for use in other housings, see www.eaton.com/lighting/legal

◊ Air-Tite trims can make the H27RT installation ASTM E283 compliant (in a non-insulated ceiling)

Features

Housing
- Single wall die-stamped CRS shallow housing
- White housing paint finish
- For installation from below the finished ceiling. Integral flange secures fixture against ceiling.

Socket Plate
- Rigid socket plate adjusts and locks without tools for various lamp sizes
- Socket plate and bracket may be removed when using socket supporting trims

Remodel Springs
Four remodel springs secure housing and accommodate 1/2" and 5/8" ceiling material

Includes:
- Quick Connect™ push wire nuts (Details Pg. 9)

Junction Box
- Seven 1/2" trade size conduit knockouts with true pry-out slots are positioned to accommodate straight conduit runs
- Four non-metallic (NM) cable pry-outs included

Socket
- Porcelain socket with nickel plated brass screw shell
- Snap-in springs secure socket to socket plate, and may be detached when using socket supporting trims
- Overspray protector included

Thermal Protector
Self resetting thermal protector deactivates fixture if overheating occurs due to improper lamping or misapplied insulation

Trims
Halo Fit-All concept offers multiple trim options in a variety of design styles, and functional beam distributions to control beam angle and lumen delivery in accommodating various lamp types including Halogen, CFL and LED

Compliance
- cULus Listed 1598 luminaire
- cULus Listed damp location
- cULus Listed for wet location, covered ceiling, with select trims
- cULus Listed for feed through
- RoHS compliant
- IP rated (Improper Lamp)

E26 Screw Base Non-IC Shallow Housing

E27TAT

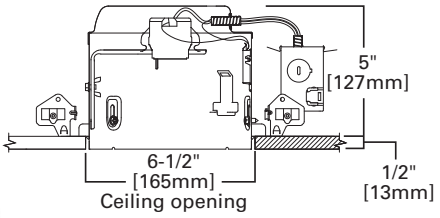

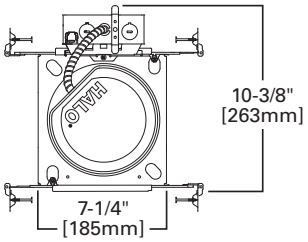

E27TAT

6" Non-IC, Air-Tite, Shallow New Construction Housing, 120V

The E27TAT is a compact and efficient shallow recessed Non-IC housing optimized and listed for EISA compliant tungsten-halogen, CFL and LED lamps as well as incandescent. Housing is suitable for residential or light commercial applications. For installation in non-insulated ceilings. If ceiling insulation is present, it must be kept 3" from all sides of housing. Housing features Air-Tite code compliant construction. Use with a variety of trims and finishes to create different lighting effects or to match any decor. May be retrofit with compatible Halo LED lighting systems.

Special Features

- All-Nail!™ bar hangers
- q-Channel bars with Pass-N-Thru™
- Hinged j-box with Slide-N-Side™
- Quick Connect™ push wire nuts
- Air-Tite™ code compliant

Compatible Trims

70	171	353	6100	6108	6145
71	172	376	6101	6109	6150
73	173	378	6102	6110	6160
74	301	419	6103	6121	6215
78	310	420	6106	6126	6230
79	312	426	6107	6130	6255
170	328	4261			

Trims for use in Halo listed housings

Select trims are classified for use in other housings, see www.eaton.com/lighting/legal

Features

Housing
- Single wall die-formed shallow housing
- Housing features a precision rolled interlocking collar which maintains aperture geometry for greater assurance of installation results
- Integral Air-Tite gasket for code-required gasket between fixture and finished ceiling
- May be removed from the plaster frame to provide access to junction box

Socket Plate
- Rigid socket plate adjusts and locks without tools for various lamp sizes
- Socket plate and bracket may be removed when using socket supporting trims

Plaster Frame
- Galvanized steel frame. Housing adjusts in plaster frame to accommodate up to 3/8" – 1" ceiling thickness.
- (2) Regressed locking screws for securing hanger bars

Includes:
- All-Nail!™ bar hangers (Details Pg. 11)
- q-Channel bars with Pass-N-Thru™ (Details Pg. 11)
- Hinged junction box with Slide-N-Side™ (Details Pg. 11)
- Quick Connect™ push wire nuts (Details Pg. 11)
- Air-Tite™ code compliant (Details Pg. 11)

Socket
- Porcelain socket with nickel plated brass screw shell
- Snap-in springs secure socket to socket plate, and may be detached when using socket supporting trims
- Shipped with socket overspray protector installed

Thermal Protector
Self resetting thermal protector deactivates fixture if overheating occurs due to improper lamping or misapplied insulation

Trims
Halo Fit-All concept offers multiple trim options in a variety of design styles, and functional beam distributions to control beam angle and lumen delivery in accommodating various lamp types including Halogen, CFL and LED

Compliance
- cULus Listed 1598 luminaire
- cULus Listed damp location
- cULus Listed for wet location, covered ceiling, with select trims
- Air-Tite code compliant. Certified under ASTM E283; not exceeding 2.0 cfm (0.944 L/s) air leakage rate tested at a 1.57 psf (75 Pa) pressure differential.
- RoHS compliant

Specifications, compliances and dimensions subject to change without notice

E26 Screw Base Non-IC Shallow Housing

E27RTAT

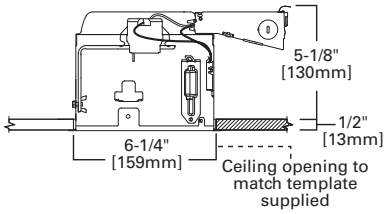

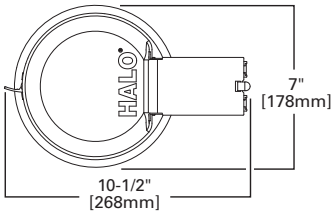

E27RTAT

6" Non-IC, Air-Tite, Shallow Remodel Housing, 120V

The E27RTAT is a compact and efficient shallow recessed remodel Non-IC shallow housing optimized and listed for EISA compliant tungsten-halogen, CFL and LED lamps as well as incandescent. Housing is suitable for residential or light commercial applications. Installation in non-insulated ceilings. If ceiling insulation is present, it must be kept 3" from all sides of housing. Housing features Air-Tite code compliant construction. Use with a variety of trims and finishes to create different lighting effects or to match any decor. May be retrofit with compatible Halo LED lighting systems.

Special Features

Hinged j-box with Slide-N-Side™
Quick Connect™ push wire nuts
Air-Tite™ code compliant

Compatible Trims

74	173	376	6101	6109	6145
78	301	419	6102	6110	6150
79	310	420	6103	6121	6215
170	312	426	6106	6126	6230
171	328	4261	6107	6130	6255
172	353	6100	6108		

Trims for use in Halo listed housings

Select trims are classified for use in other housings, see www.eaton.com/lighting/legal

Features

Housing

- Single wall die-formed housing
- Housing features a precision rolled interlocking collar which maintains aperture geometry for greater assurance of installation results
- Integral Air-Tite gasket for code-required gasket between fixture and finished ceiling
- May be removed from the plaster frame to provide access to junction box

Remodel Retention System - Speed Clamps

- Exclusive two integral speed clamps securely lock housing to ceiling, accommodating 3/8" to 2" ceiling materials

Socket Plate

- Rigid socket plate adjusts and locks without tools for various lamp sizes
- Socket plate and bracket may be removed when using socket supporting trims

Includes:

- Hinged junction box with Slide-N-Side™ (Details Pg. 11)
- Quick Connect™ push wire nuts (Details Pg. 11)
- Air-Tite™ code compliant (Details Pg. 11)

Socket

- Porcelain socket with nickel plated brass screw shell
- Snap-in springs secure socket to socket plate, and may be detached when using socket supporting trims
- Shipped with socket overspray protector installed

Thermal Protector

Self resetting thermal protector deactivates fixture if overheating occurs due to improper lamping or misapplied insulation

Trims

Halo Fit-All concept offers multiple trim options in a variety of design styles, and functional beam distributions to control beam angle and lumen delivery in accommodating various lamp types including Halogen, CFL and LED

Quick Connect™ Wiring Tray

- (3) Color coded 4-port push-in wire nuts included
- Captive tray holds push-nuts in place for one-handed connections to line, neutral & ground
- Speeds installation and increases reliability
- No additional wire nuts required

Compliance

- cULus Listed 1598 luminaire
- cULus Listed damp location
- cULus Listed for wet location, covered ceiling, with select trims
- Air-Tite code compliant. Certified under ASTM E283; not exceeding 2.0 cfm (0.944 L/s) air leakage rate tested at a 1.57 psf (75 Pa) pressure differential.
- RoHS compliant

E26 Screw Base Trims

Non-IC Shallow Housings: H27T • H27RT • E27TAT • E27RTAT

Reflectors

426 Reflector Cone

- Accepts a wide variety of lamps
- Coil spring retention
- Removable trim ring
- Accessories available: TRM6 designer trim rings, OT403 oversize trim ring

Housings	Max Lamp Compatibility
H27T	75W PAR30S, 75W PAR30L, 85W BR30, 100W R30
H27RT	75W PAR30S, 75W PAR30L, 65W BR30, 75W R30
E27TAT E27RTAT	75W PAR30S, 75W PAR30L, 65W BR30

Compatible with Halogen, Incandescent, LED* or CFL* lamps

426
Clear Specular Reflector Cone, White Trim

426MB
Black Specular Reflector Cone, White Trim

426H
Haze Reflector Cone, White Trim

426SN
Satin Nickel Reflector Cone, Satin Nickel Trim

426TBZ
Tuscan Bronze Reflector Cone, Tuscan Bronze Trim

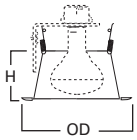

Dimensions**
H: 2-5/8" [67mm]
OD: 7-1/4" [184mm]

4261 White Reflector Cone, Self-flange

- Accepts R and PAR lamps
- Coil spring retention

Housings	Max Lamp Compatibility
H27T	75W PAR30S, 75W PAR30L, 100W R30, 85W BR30
H27RT	75W PAR30S, 75W PAR30L, 75W R30, 65W BR30
E27TAT E27RTAT	75W PAR30, 75W PAR30L, 65W BR30

Compatible with Halogen, Incandescent, LED* or CFL* lamps

4261P
White Reflector, White Self-flange

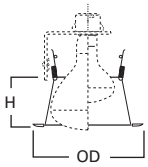

Dimensions**
H: 2-5/8" [67mm]
OD: 7-1/4" [184mm]

6106 Straight Reflector Cone, Self-flange

- Straight sides of cone reflector for large diameter BR40 and PAR38, as well as BR30 and PAR30 lamps
- Self-flange reflector cone
- Coil spring retention
- Self-flange trim ring sized to hide gaps caused by construction tolerances

Housings		Max Lamp Compatibility
H27T	E27TAT	75W PAR30S, 75W PAR30L, 65W BR30
H27RT	E27RTAT	

Compatible with Halogen, Incandescent, LED* or CFL* lamps

6106SC
Specular Clear Reflector, White Self-flange

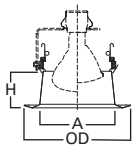

Dimensions**
A: 5-3/8" [137mm]
H: 2-5/8" [68mm]
OD: 7-3/4" [197mm]

6107 Tapered Reflector, Self-flange

- Self-flange reflector cone
- Contoured tapered sides of cone reflector for BR30 and PAR30 lamps
- Coil spring retention
- Self-flange trim ring sized to hide gaps caused by construction tolerances

Housings		Max Lamp Compatibility
H27T	E27TAT	75W PAR30S, 75W PAR30L, 65W BR30
H27RT	E27RTAT	

Compatible with Halogen, Incandescent, LED* or CFL* lamps

6107SC
Specular Clear Reflector, White Self-flange

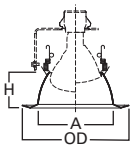

Dimensions**
A: 5-3/8" [137mm]
H: 2-5/8" [65mm]
OD: 7-3/4" [197mm]

*UL1993 listed LED & CFL equivalent lamps permitted. Consult lamp manufacturer for conditions of use. Eaton does not warranty the lamp.
****Key: A:** Luminous Aperture, **H:** Height, **OD:** Trim Outside Diameter

Specifications, compliances and dimensions subject to change without notice

6121 Shallow Full Cone Reflector, Self-flange

- Shallow full cone reflector for A19, PAR30S and BR30 lamps
- Torsion spring retention
- Self-flange trim ring sized to hide gaps caused by construction tolerances

Housings		Max Lamp Compatibility
H27T	E27TAT	40W A19, 75W PAR30S, 75W PAR30L, 65W BR30
H27RT	E27RTAT	

Compatible with Halogen, Incandescent, LED* or CFL* lamps

6121WH
White Reflector, White Self-flange

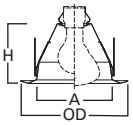

Dimensions**
A: 5-3/8" [137mm]
H: 4-3/8" [110mm]
OD: 7-3/4" [197mm]

Baffles

310 Coilex® Baffle

- Black or white phenolic Coilex baffle with white metal trim ring
- Removable trim ring
- Accessories available: TRM6 designer trim rings, OT403 oversize trim ring
- Coil spring retention

Housings	Max Lamp Compatibility
H27T	75W PAR30S, 75W PAR30L, 65W BR30, 75W R30
H27RT	
E27TAT	75W PAR30S, 75W PAR30L, 65W BR30
E27RTAT	

Compatible with Halogen, Incandescent, LED* or CFL* lamps

310W
White Coilex Baffle, White Trim

310P
Black Coilex Baffle, White Trim

310SN
Satin Nickel Coilex Baffle, Satin Nickel Trim

310TBZ
Tuscan Bronze Coilex Baffle, Tuscan Bronze Trim

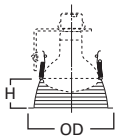

Dimensions**
H: 3-1/16" [78mm]
OD: 7-1/4" [184mm]

312 Coilex® Baffle

- Black or white phenolic Coilex baffle with white metal trim ring
- Contoured, tapered sides of 312 baffle features smaller lamp opening to conceal interior view of housing when used with PAR lamps
- Removable trim ring
- Accessories available: TRM6 designer trim rings, OT403 oversize trim ring
- Coil spring retention

Housings		Max Lamp Compatibility
H27T	E27TAT	75W PAR30S, 85W BR30
H27RT	E27RTAT	75W PAR30S, 75W PAR30L, 85W BR30

Compatible with Halogen, Incandescent, LED* or CFL* lamps

312W
White Baffle, White Trim

312P
Black Baffle, White Trim

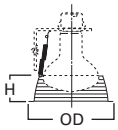

Dimensions**
H: 2-1/4" [57mm]
OD: 7-1/4" [184mm]

353 Metal Baffle

- Metallic finish trim rings and baffles
- Coil spring retention
- Removable trim ring

Housings	Max Lamp Compatibility
H27T	75W PAR30S, 75W PAR30L, 65W BR30, 75W R30
H27RT	
E27TAT	75W PAR30S, 75W PAR30L, 65W BR30
E27RTAT	

Compatible with Halogen, Incandescent, LED* or CFL* lamps

353SN
Satin Nickel Baffle, Satin Nickel Trim

353TBZ
Tuscan Bronze Baffle, Tuscan Bronze Trim

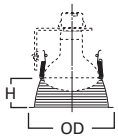

Dimensions**
H: 3" [76mm]
OD: 7-1/4" [184mm]

*UL1993 listed LED & CFL equivalent lamps permitted. Consult lamp manufacturer for conditions of use. Eaton does not warranty the lamp.

****Key: A:** Luminous Aperture, **H:** Height, **OD:** Trim Outside Diameter

E26 Screw Base Trims

Non-IC Shallow Housings: H27T • H27RT • E27TAT • E27RTAT

6100 Tapered Metal Baffle with (2) Trim Rings

- Contoured tapered sides of metal baffle for BR30 and PAR30 lamps
- Two plastic removable trim rings included narrow 7.25"OD and wide oversized 8.00"OD
- Coil spring retention

Housings		Max Lamp Compatibility
H27T	E27TAT	75W PAR30S, 75W PAR30L, 65W BR30
H27RT	E27RTAT	

Compatible with Halogen, Incandescent, LED* or CFL* lamps

6100WB
White Baffle, Narrow & Wide White Trims (Included)



6100BB
Black Baffle, Narrow & Wide White Trims (Included)

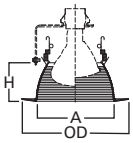

Dimensions**
A: 5-3/4" [148mm]
H: 2-7/8" [74mm]
OD: 7-1/4" [184mm] Narrow
OD: 8" [203mm] Wide

6101 Straight Metal Baffle with (2) Trim Rings

- Straight sides of metal baffle for large diameter lamps
- Two plastic removable trim rings included narrow 7.25"OD and wide 8.00"OD
- Coil spring retention

Housings		Max Lamp Compatibility
H27T	E27TAT	75W PAR30S, 75W PAR30L, 65W BR30
H27RT	E27RTAT	

Compatible with Halogen, Incandescent, LED* or CFL* lamps

6101WB
White Baffle, Narrow & Wide White Trim (Included)



6101BB
Black Baffle, Narrow & Wide White Trim (Included)

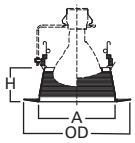

Dimensions**
A: 5-5/8" [144mm]
H: 2-5/8" [66mm]
OD: 7-1/4" [184mm] Narrow
OD: 8" [203mm] Wide

6102 Tapered Metal Baffle, Self-flange

- Contoured tapered sides of metal baffle
- Coil spring retention
- Self-flange trim ring sized to hide gaps caused by construction tolerances

Housings		Max Lamp Compatibility
H27T	E27TAT	75W PAR30S, 75W PAR30L, 65W BR30
H27RT	E27RTAT	

Compatible with Halogen, Incandescent, LED* or CFL* lamps

6102WB
White Baffle, White Self-flange

6102BB
Black Baffle, White Self-flange

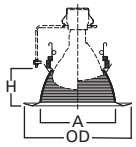

Dimensions**
A: 5-3/8" [137mm]
H: 2-5/8" [65mm]
OD: 7-3/4" [197mm]

6103 Straight Metal Baffle, Self-flange

- Straight sides of metal baffle for large diameter lamps
- Coil spring retention
- Self-flange trim ring sized to hide gaps caused by construction tolerances

Housings		Max Lamp Compatibility
H27T	E27TAT	75W PAR30S, 75W PAR30L, 65W BR30
H27RT	E27RTAT	

Compatible with Halogen, Incandescent, LED* or CFL* lamps

6103WB
White Baffle, White Self-flange

6103BB
Black Baffle, White Self-flange

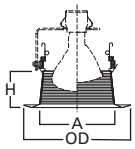

Dimensions**
A: 5-3/8" [137mm]
H: 2-5/8" [68mm]
OD: 7-3/4" [197mm]

6108 Coilex® Straight Plastic Baffle, Self-flange

- Straight sides of Coilex baffle for large diameter BR30 and PAR30 lamps
- Coil spring retention
- Self-flange trim ring sized to hide gaps caused by construction tolerances

Housings		Max Lamp Compatibility
H27T	E27TAT	75W PAR30S, 75W PAR30L, 65W BR30
H27RT	E27RTAT	

Compatible with Halogen, Incandescent, LED* or CFL* lamps

6108WB
White Plastic Straight Coilex Baffle, White Self-flange

6108BB
Black Plastic Straight Coilex Baffle, White Self-flange

6108BKBB
Black Plastic Straight Coilex Baffle, Black Self-flange

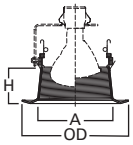

Dimensions**
A: 5-3/8" [137mm]
H: 2-5/8" [68mm]
OD: 7-3/4" [197mm]

*UL1993 listed LED & CFL equivalent lamps permitted. Consult lamp manufacturer for conditions of use. Eaton does not warranty the lamp.
****Key: A:** Luminous Aperture, **H:** Height, **OD:** Trim Outside Diameter

Specifications, compliances and dimensions subject to change without notice

6109 Coilex® Tapered Baffle, Self-flange

- Contoured tapered sides of Coilex baffle for BR30 and PAR30 lamps
- Coil spring retention
- Self-flange trim ring sized to hide gaps caused by construction tolerances

Housings		Max Lamp Compatibility
H27T	E27TAT	75W PAR30S, 75W PAR30L, 65W BR30
H27RT	E27RTAT	

Compatible with Halogen, Incandescent, LED* or CFL* lamps

6109WB
White Plastic Tapered Coilex Baffle, White Self-flange

6109BB
Black Plastic Tapered Coilex Baffle, White Self-flange

6109BKBB
Black Plastic Tapered Coilex Baffle, Black Self-flange

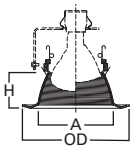

Dimensions**
A: 5-3/8" [137mm]
H: 2-5/8" [65mm]
OD: 7-3/4" [197mm]

6110 Perftex™ Baffle, Self-flange

- Perforated pattern baffle contoured for BR30 and PAR30 lamps
- Coil spring retention
- Self-flange trim ring sized to hide gaps caused by construction tolerances

Housings		Max Lamp Compatibility
H27T	E27TAT	75W PAR30S, 75W PAR30L, 65W BR30
H27RT	E27RTAT	

Compatible with Halogen, Incandescent, LED* or CFL* lamps

6110WB
White Perftex Baffle, White Self-flange

6110BB
Black Perftex Baffle, White Self-flange

6110BKBB
Black Perftex Baffle, Black Self-flange

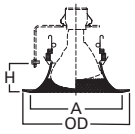

Dimensions**
A: 6-5/8" [169mm]
H: 2-1/8" [54mm]
OD: 7-3/4" [197mm]

6126 Shallow Full Cone Baffle, Self-flange

- Shallow full cone baffle for A19 and PAR30S lamps
- Torsion spring retention
- Socket supporting baffle
- Self-flange trim ring sized to hide gaps caused by construction tolerances

Housings		Max Lamp Compatibility
H27T	E27TAT	40W A19, 75W PAR30S, 75W PAR30L, 65W BR30
H27RT	E27RTAT	

Compatible with Halogen, Incandescent, LED* or CFL* lamps

6126WB
White Baffle, White Self-flange

6126BB
Black Baffle, White Self-flange

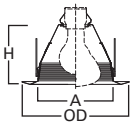

Dimensions**
A: 5-3/8" [137mm]
H: 4-3/8" [110mm]
OD: 7-3/4" [197mm]

Adjustable – Eyeballs & Gimbals

74 Eyeball 30° Tilt, Self-flange

- Provides optimum position for PAR30S lamps
- Torsion spring retention
- Socket supporting eyeball

Housings		Max Lamp Compatibility
H27T	E27TAT	75W PAR30S
H27RT	E27RTAT	

Compatible with Halogen, Incandescent, LED* or CFL* lamps

74P
White Eyeball & Trim

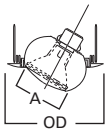

Dimensions**
A: 3-7/8" [98mm]
OD: 8" [203mm]

78 Eyeball 30° Tilt, Self-flange

- 30° tilt, 360° rotation
- Torsion spring retention
- Wide choice of finishes for any decor
- Socket supporting eyeball
- 78PAT makes installation Air-Tite regardless of housing used

Housings	Max Lamp Compatibility
H27T H27RT	75W PAR30S, 75W PAR30L, 65W BR30, 75W R30
E27TAT E27RTAT	75W PAR30S, 75W PAR30L, 65W BR30

Compatible with Halogen, Incandescent, LED* or CFL* lamps

78P
White Eyeball, White Trim

78PAT
White Eyeball, White Trim

78SN
Satin Nickel Eyeball, Satin Nickel Trim

78TBZ
Tuscan Bronze Eyeball, Tuscan Bronze Trim

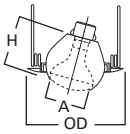

Dimensions**
A: 4" [100mm]
H: 4-1/8" [105mm]
OD: 8" [203mm]

*UL1993 listed LED & CFL equivalent lamps permitted. Consult lamp manufacturer for conditions of use. Eaton does not warranty the lamp.

****Key: A:** Luminous Aperture, **H:** Height, **OD:** Trim Outside Diameter

E26 Screw Base Trims

Non-IC Shallow Housings: H27T • H27RT • E27TAT • E27RTAT

376 Regressed Gimbal 30° Tilt, Self-flange

- 30° tilt
- Regressed gimbal with baffle
- Torsion spring retention
- Socket supporting gimbal

Housings		Max Lamp Compatibility
H27T	E27TAT	75W PAR30S
H27RT	E27RTAT	

Compatible with Halogen, Incandescent, LED* or CFL* lamps

376W
White Baffle, White Trim

376P
Black Baffle, White Trim

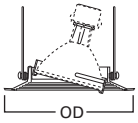

Dimensions**
OD: 7-1/4" [184mm]

378 Regressed Gimbal with Splay 25° Tilt, Self-flange

- 25° tilt
- Regressed gimbal with splay trim
- Removable trim ring
- Accessories available: TRM6 designer trim rings, OT403 oversize trim ring
- Friction clips on trim
- Socket supporting gimbal

Housings		Max Lamp Compatibility
H27T	E27TAT	75W PAR30S
H27RT		

Compatible with Halogen, Incandescent, LED* or CFL* lamps

378P
White Splay, White Trim

378
Clear Specular Splay, White Trim



Dimensions**
OD: 7-1/4" [184mm]



Friction Clips on Trim

419 Regressed Eyeball with Splay 25° Tilt

- Regressed eyeball with splay
- 25° tilt, 358° rotation
- Accessories available: TRM6 designer trim rings, OT403 oversize trim ring
- Removable trim ring
- Socket supporting trim

Housings		Max Lamp Compatibility
H27T	E27TAT	75W PAR30S
H27RT	E27RTAT	

Compatible with Halogen, Incandescent, LED* or CFL* lamps

419P
White Eyeball & Splay,
White Trim

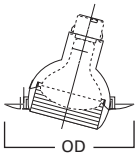

Dimensions**
OD: 7-1/4" [184mm]

420 Regressed Eyeball 30° Tilt, Self-flange

- Regressed eyeball with baffle splay
- Removable trim ring
- Accessories available: TRM6 designer trim rings, OT403 oversize trim ring
- Socket supporting eyeball

Housings	Max Lamp Compatibility
H27T H27RT	75W PAR30S, 75W PAR30L, 75W BR30
E27TAT E27RTAT	75W PAR30S, 75W PAR30L, 65W BR30

Compatible with Halogen, Incandescent, LED* or CFL* lamps

420W
White Eyeball & Baffle,
White Trim

420P
White Eyeball & Black Baffle,
White Trim

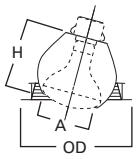

Dimensions**
A: 4" [100mm]
H: 4" [102mm]
OD: 7-1/4" [184mm]

6130 Eyeball 35° Tilt, Self-flange

- 35° tilt, 360° rotation
- Adjustable eyeball trim for BR30 and PAR30 lamps
- Torsion spring retention
- Socket supporting eyeball
- Self-flange trim ring sized to hide gaps caused by construction tolerances

Housings		Max Lamp Compatibility
H27T	E27TAT	50W PAR30S, 75W PAR30L, 65W BR30
H27RT	E27RTAT	

Compatible with Halogen, Incandescent, LED* or CFL* lamps

6130WH
White Eyeball, White Self-flange

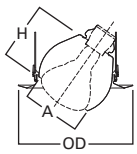

Dimensions**
A: 3-7/8" [100mm]
H: 3-7/8" [100mm]
OD: 7-3/4" [197mm]

*UL1993 listed LED & CFL equivalent lamps permitted. Consult lamp manufacturer for conditions of use. Eaton does not warranty the lamp.

****Key: A:** Luminous Aperture, **H:** Height, **OD:** Trim Outside Diameter

Specifications, compliances and dimensions subject to change without notice

6215 Double Gimbal 30°-50° Tilt, Self-flange

- 30°-50° tilt, 360° rotation
- 50° tilt with double gimbal design using compound angles
- Double gimbal for PAR30S lamps
- Torsion spring retention
- Shallow housings are compatible with PAR30S (short-neck) lamps
- Socket supporting gimbal
- Self-flange trim ring sized to hide gaps caused by construction tolerances

Housings		Max Lamp Compatibility
H27T	E27TAT	60W PAR30S
H27RT	E27RTAT	

Compatible with Halogen, Incandescent, LED* or CFL* lamps

6215WH
White Gimbal,
White Self-flange

6215BK
Black Gimbal,
Black Self-flange

6215SN
Satin Nickel Gimbal,
Satin Nickel Self-flange

6215TBZ
Tuscan Bronze Gimbal,
Tuscan Bronze Self-flange

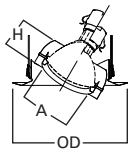

Dimensions**
A: 3-3/8" [84mm]
H: 2" [51mm]
OD: 7-3/4" [197mm]

Lenses & Wet Location Showerlights

70 Albalite Glass Lens

- White trim, glass Albalite lens
- PS version features "dead-front" construction and is wet location listed for use in showers
- PS version features non-conductive, non-corrosive polymer (plastic) trim ring
- Torsion spring retention

Housings	Max Lamp Compatibility
H27T	60W A19
E27TAT	

Compatible with Halogen, Incandescent, LED* or CFL* lamps

70P
Albalite Glass Lens,
White Trim

70PS
Albalite Glass Lens,
White Trim, Wet Location

Showerlight

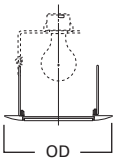

Dimensions**
OD: 8" [203mm]

71 Drop Opal Glass Lens

- White trim, drop opal glass lens
- PS version features "dead-front" construction and is wet location listed for use in showers
- Non-conductive, non-corrosive polymer (plastic) trim ring
- Torsion spring retention

Housings	Max Lamp Compatibility
H27T	60W A19
E27TAT	

Compatible with Halogen, Incandescent, LED* or CFL* lamps

71P
Drop Opal Glass Lens,
White Trim

71PS
Drop Opal Glass Lens,
White Polymer Trim, Wet Location

Showerlight

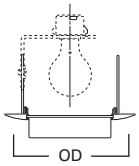

Dimensions**
OD: 8" [203mm]

73 Fresnel Glass Lens

- White trim with glass Fresnel lens
- PS version features "dead-front" construction and is wet location listed for use in showers
- Non-conductive, non-corrosive polymer (plastic) trim ring
- Torsion spring retention

Housings	Max Lamp Compatibility
H27T	60W A19
E27TAT	

Compatible with Halogen, Incandescent, LED* or CFL* lamps

73P
Fresnel Glass Lens,
White Trim

73PS
Fresnel Glass Lens, White Trim,
Wet Location

Showerlight

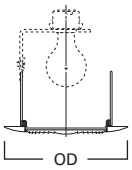

Dimensions**
OD: 8" [203mm]

*UL1993 listed LED & CFL equivalent lamps permitted. Consult lamp manufacturer for conditions of use. Eaton does not warranty the lamp.

****Key: A:** Luminous Aperture, **H:** Height, **OD:** Trim Outside Diameter

E26 Screw Base Trims

Non-IC Shallow Housings: H27T • H27RT • E27TAT • E27RTAT

170 Albalite Lens with Reflector

- White trim with Albalite glass lens
- PS version features non-conductive, non-corrosive gasketed polymer (plastic) trim ring
- PS version is "dead-front" construction and is wet location listed for use in showers
- Torsion spring retention
- PS version is Air-Tite; making any installation Air-Tite

Housings		Max Lamp Compatibility
H27T	E27TAT	60W A19
H27RT	E27RTAT	

Compatible with Halogen, Incandescent, LED* or CFL* lamps

170P
Albalite Lens, White Trim

170PS
Albalite Lens, Polymer White Trim

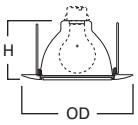

Dimensions**
H: 4" [102mm]
OD: 8" [203mm]

171 Drop Opal Glass Lens with Reflector

- White trim with drop opal glass lens
- PS version features non-conductive, non-corrosive gasketed polymer (plastic) trim ring
- PS version is "dead-front" construction and is wet location listed for use in showers
- Torsion spring retention
- PS version is Air-Tite; making any installation Air-Tite

Housings		Max Lamp Compatibility
H27T	E27TAT	60W A19
H27RT	E27RTAT	

Compatible with Halogen, Incandescent, LED* or CFL* lamps

171P
Drop Opal Lens, White Trim

171PS
Drop Opal Lens, White Polymer Trim

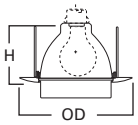

Dimensions**
H: 4" [102mm]
OD: 8" [203mm]

172 Dome Glass Lens with Reflector

- Frosted glass dome
- Features "dead-front" construction and is wet location listed for use in showers
- Non-conductive, non-corrosive gasketed polymer (plastic) trim ring
- Torsion spring retention
- Air-Tite trim makes any installation Air-Tite

Housings		Max Lamp Compatibility
H27T	E27TAT	100W A19, 75W PAR30S
H27RT	E27RTAT	72W A19, 75W PAR30S

Compatible with Halogen, Incandescent, LED* or CFL* lamps

172PS
Frosted Glass Dome, White Polymer Trim

172SNS
Frosted Glass Dome, Satin Nickel Polymer Trim

172TBZS
Frosted Glass Dome, Tuscan Bronze Polymer Trim

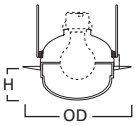

Dimensions**
H: 2-1/8" [54mm]
OD: 7-3/4" [197mm]

173 Fresnel Lens with Reflector

- White trim with glass Fresnel lens
- PS version features non-conductive, non-corrosive gasketed polymer (plastic) trim ring
- PS version is "dead-front" construction and is wet location listed for use in showers
- Torsion spring retention
- PS version is Air-Tite; making any installation Air-Tite

Housings		Max Lamp Compatibility
H27T	E27TAT	60W A19
H27RT	E27RTAT	

Compatible with Halogen, Incandescent, LED* or CFL* lamps

173P
Fresnel Lens, White Trim

173PS
Fresnel Lens, White Polymer Trim

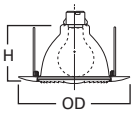

Dimensions**
H: 4" [102mm]
OD: 8" [203mm]

*UL1993 listed LED & CFL equivalent lamps permitted. Consult lamp manufacturer for conditions of use. Eaton does not warranty the lamp.
****Key: A:** Luminous Aperture, **H:** Height, **OD:** Trim Outside Diameter

Specifications, compliances and dimensions subject to change without notice

6145 Open Wet Location, Shallow Reflector, Self-flange

Showerlight

- Open wet location shallow Showerlight for PAR30S and PAR38 outdoor rated lamps ONLY
- Torsion spring retention
- Socket supporting cone
- Self-flange trim ring sized to hide gaps caused by construction tolerances

Housings		Max Lamp Compatibility
H27T	E27TAT	75W PAR30S, 75W PAR30L, 150W PAR38
H27RT	E27RTAT	75W PAR30S, 75W PAR30L, 90W PAR38

Compatible with Halogen, Incandescent, LED* or CFL* lamps

6145WH
White Shallow Reflector, White Self-flange

6145SN
Satin Nickel Shallow Reflector, Satin Nickel Self-flange

6145TBZ
Tuscan Bronze Shallow Reflector, Tuscan Bronze Self-flange

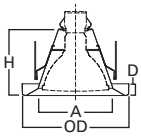

Dimensions**
A: 5-3/8" [136mm]
D: 7/8 [22mm]
H: 4-7/8" [123mm]
OD: 7-3/4" [197mm]

Outdoor Rated Lamp ONLY (Purchase Separately)

Lamp Gasket
(Included)

6150 Low Profile, Frosted Glass Dome Lens, Self-flange

Showerlight

- Low profile, frosted glass dome lens
- Wet location Showerlight
- Torsion spring retention
- Non-conductive "dead-front" polymer (plastic) trim ring and glass lens
- Socket supporting internal reflector
- Self-flange trim ring sized to hide gaps caused by construction tolerances

Housings		Max Lamp Compatibility
H27T	E27TAT	60W A19, 60W PAR30S
H27RT	E27RTAT	

Compatible with Halogen, Incandescent, LED* or CFL* lamps

6150WH
Frosted Glass Dome Lens with Reflector, White Plastic Self-flange

6150SN
Frosted Glass Dome Lens with Reflector, Satin Nickel Plastic Self-flange

6150TBZ
Frosted Glass Dome Lens with Reflector, Tuscan Bronze Plastic Self-flange

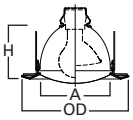

Dimensions**
A: 5-1/8" [130mm]
H: 4-1/5" [107mm]
OD: 7-3/4" [197mm]

6160 Drop White Plastic Lens, Self-flange

Showerlight

- Wet location Showerlight
- Non-conductive "dead-front" polymer (plastic) trim and lens
- Torsion spring retention

Housings		Max Lamp Compatibility
H27T	E27TAT	60W A19, 39W PAR30S

Compatible with Halogen, Incandescent, LED* or CFL* lamps

6160WH
Drop White Plastic Lens, White Plastic Self-flange

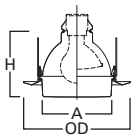

Dimensions**
A: 5-1/8" [130mm]
H: 2-1/4" [57mm]
OD: 7-3/4" [197mm]

6230 Squircle Frost Glass Lens, Metal Trim, Self-flange

Showerlight

- Low profile frost glass lens
- Wet location Showerlight
- Torsion spring retention
- Self-flange low profile metal trim ring
- Socket supporting internal bracket
- Integral rotation adjustment up to +/– 25° for precise alignment with room

Housings		Max Lamp Compatibility
H27T	E27TAT	60W A19, 60W PAR30S
H27RT	E27RTAT	

Compatible with Halogen, Incandescent, LED* or CFL* lamps

6230AH
Frost Glass Lens, Aluminum Haze Squircle Trim

6230PN
Frost Glass Lens, Polished Nickel Squircle Trim

6230SN
Frost Glass Lens, Satin Nickel Squircle Trim

6230TBZ
Frost Glass Lens, Tuscan Bronze Squircle Trim

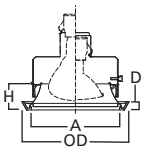

Dimensions**
A: 6" [152mm]
H: 4-1/4" [109mm]
D: 3/4" [20mm]
OD: 7-1/4" [185mm]

*UL1993 listed LED & CFL equivalent lamps permitted. Consult lamp manufacturer for conditions of use. Eaton does not warranty the lamp.

****Key: A:** Luminous Aperture, **H:** Height, **OD:** Trim Outside Diameter

E26 Screw Base Trims

Non-IC Shallow Housings: H27T • H27RT • E27TAT • E27RTAT

6255 Soft Square, Frost Curved Glass Lens, Self-flange

- Low profile curved frost glass lens
- Wet location Showerlight
- Torsion spring retention
- Non-conductive "dead-front" polymer (plastic) trim ring and glass lens
- Integral rotation adjustment up to +/– 25° for precise alignment with room
- Integrated socket supporting reflector for even illumination across lens corner-to-corner

Housings		Max Lamp Compatibility
H27T	E27TAT	60W A19, 60W PAR30S
H27RT	E27RTAT	

Compatible with Halogen, Incandescent, LED* or CFL* lamps

6255WH
Frost Curved Glass Lens with Reflector, White Plastic Self-flange

6255SN
Frost Curved Glass Lens with Reflector, Satin Nickel Plastic Self-flange

6255TBZ
Frost Curved Glass Lens with Reflector, Tuscan Bronze Plastic Self-flange

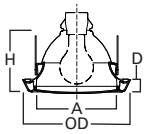

Dimensions**
A: 5-7/8" [149mm]
D: 1" [25mm]
H: 4-1/2" [114mm]
OD: 7-5/8" [194mm]

Open, Splay & Wall Wash

79 Pinhole Trim

- 1-7/8" open pinhole for R20 lamp
- Torsion spring retention

Housings	Max Lamp Compatibility
H27T	75W PAR30S
H27RT	50W PAR30S
E27TAT	75W PAR30S
E27RTAT	50W PAR30S

Compatible with Halogen, Incandescent, LED* or CFL* lamps

79
Pinhole Trim

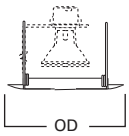

Dimensions**
OD: 8" [203mm]

301 Open Trim

- Open trim for BR30, R30, and PAR30 lamps
- Coil spring retention

Housings	Max Lamp Compatibility
H27T H27RT	75W PAR30S, 75W PAR30L, 65W BR30, 75W R30
E27TAT E27RTAT	75W PAR30S, 75W PAR30L, 65W BR30

Compatible with Halogen, Incandescent, LED* or CFL* lamps

301P
White Open Trim

301SN
Satin Nickel Open Trim

301TBZ
Tuscan Bronze Open Trim

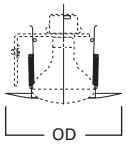

Dimensions**
OD: 7-1/4" [184mm]

328 White Splay Trim

- Splay trim for BR30 and PAR30 lamps
- Coil spring retention

Housings	Max Lamp Compatibility
H27T H27RT	75W PAR30S, 75W PAR30L, 85W BR30, 100W R30
E27TAT E27RTAT	75W PAR30S, 75W PAR30L, 85W BR30

Compatible with Halogen, Incandescent, LED* or CFL* lamps

328P
White Splay Trim

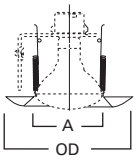

Dimensions**
A: 3-7/8" [98mm]
OD: 7-3/4" [197mm]

*UL1993 listed LED & CFL equivalent lamps permitted. Consult lamp manufacturer for conditions of use. Eaton does not warranty the lamp.
****Key: A:** Luminous Aperture, **H:** Height, **OD:** Trim Outside Diameter

Specifications, compliances and dimensions subject to change without notice

E26 Screw Base
Slope Ceiling Solutions

E26 Screw Base H47 Series IC Slope Housing

H47ICT

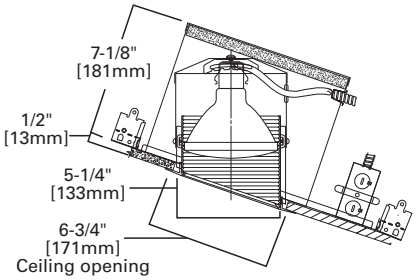

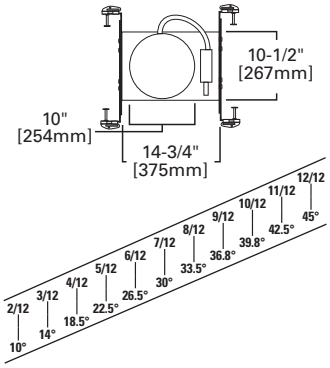

H47ICT

6" IC, New Construction Slope Housing, 120V

Designed for sloped ceiling installations for ceilings from 2/12 to 6/12 pitch. The socket aiming mechanism allows the lamp to be aimed straight down in accordance with ceiling pitch (2/12 to 6/12). H47ICT is designed for use in insulated ceilings where they housing will be in direct contact with insulation*.

Special Features

Got Nail!™ bar hangers
Pass-N-Thru™ bars
Slide-N-Side™ junction box
Quick Connect™ push wire nuts

Compatible Trims

78◊	496	◊ Air-Tite trims can make the H47ICT installation ASTM E283 compliant
170◊	498	
	1417	

Features

Housing
Aluminum double wall housing construction

Plaster Frame
Housing adjusts in plaster frame to accommodate up to 1" ceiling thickness. Galvanized steel construction. Plaster frame features include:

- Regressed locking screw for securing hanger bars
- Cutouts for easily crimping hanger bars in position
- Halo name embossed on plaster frame. The housing may be removed from plaster frame to provide access to the junction box.

Includes:

- Got Nail!™ bar hangers (Details Pg. 9)
- Slide-N-Side™ junction box wire traps (Details Pg. 9)
- Pass-N-Thru™ bars (Details Pg. 7)

Socket

- Porcelain socket with nickel plated brass screw shell, snaps into socket plate (or into socket supporting trim for consistent lamp positioning)
- Exclusive socket aiming mechanism swivels and rotates to properly align lamp. Slope indicator provides quick and consistent lamp settings (factory set for 3/12 slope). Shipping insert protects socket from overspray.

Compliance

- cULus Listed 1598 luminaire
- cULus Listed damp location
- cULus Listed for wet location, covered ceiling, with select trims
- cULus Listed for feed through
- cULus Listed for direct contact with insulation and combustible material*
- RoHS compliant

*Not to be used in direct contact with spray foam insulation (Consult NEMA LSD57-2013)

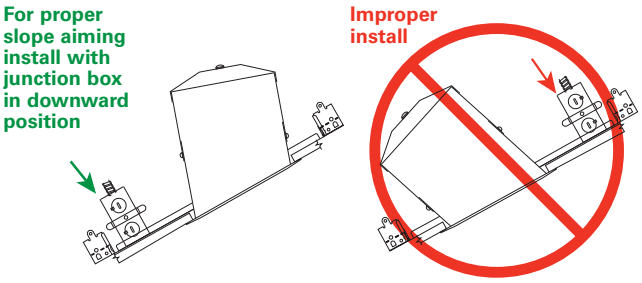

Specifications, compliances and dimensions subject to change without notice

E26 Screw Base H47 Series IC Slope Housing

H47ICAT

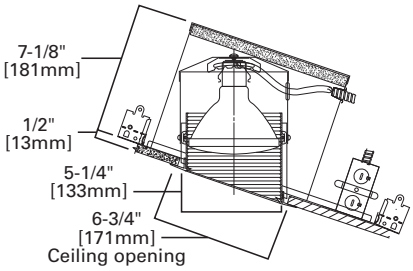

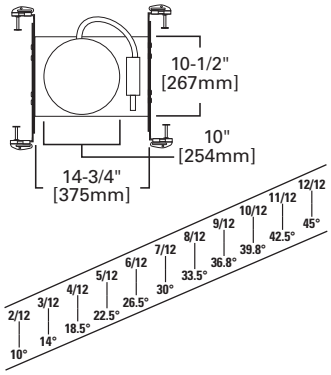

H47ICAT

6" IC, Air-Tite, New Construction Slope Housing, 120V

Designed for sloped ceiling installations for ceilings from 2/12 to 6/12 pitch. The socket aiming mechanism allows the lamp to be aimed straight down in accordance with ceiling pitch (2/12 to 6/12). H47ICAT is designed for use in insulated ceilings where the housing will be in direct contact with insulation*. H47ICAT is Air-Tite gasketed to limit airflow between conditioned spaces and unconditioned areas.

Special Features

- Got Nail!™ bar hangers
- Pass-N-Thru™ bars
- Slide-N-Side™ junction box
- Quick Connect™ push wire nuts
- Air-Tite™ code compliant

Compatible Trims

78	496
170	498
	1417

Features

Housing
Aluminum double wall housing construction

Plaster Frame
Housing adjusts in plaster frame to accommodate up to 1" ceiling thickness. Galvanized steel construction. Plaster frame features include:

- Regressed locking screw for securing hanger bars
- Cutouts for easily crimping hanger bars in position
- Halo name embossed on plaster frame. The housing may be removed from plaster frame to provide access to the junction box.
- Pre-installed Air-Tite™ ready ceiling contact gasket

Includes:

- Got Nail!™ bar hangers (Details Pg. 9)
- Slide-N-Side™ junction box wire traps (Details Pg. 9)
- Pass-N-Thru™ bars (Details Pg. 7)
- Air-Tite™ code compliant (Details Pg. 9)

Socket

- Porcelain socket with nickel plated brass screw shell, snaps into socket plate (or into socket supporting trim for consistent lamp positioning)
- Exclusive socket aiming mechanism swivels and rotates to properly align lamp. Slope indicator provides quick and consistent lamp settings (factory set for 3/12 slope). Shipping insert protects socket from overspray.

Compliance

- cULus Listed 1598 luminaire
- cULus Listed damp location
- cULus Listed for wet location, covered ceiling, with select trims
- cULus Listed for feed through
- cULus Listed for direct contact with insulation and combustible material*
- Air-Tite code compliant. Certified under ASTM E283; not exceeding 2.0 cfm (0.944 L/s) air leakage rate tested at a 1.57 psf (75 Pa) pressure differential.
- RoHS compliant

*Not to be used in direct contact with spray foam insulation (Consult NEMA LSD57-2013)

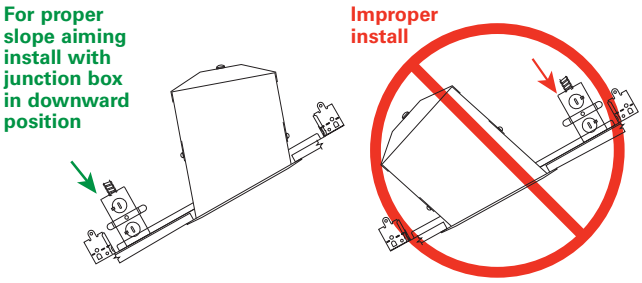

E26 Screw Base H47 Series Non-IC Slope Housing

H47T

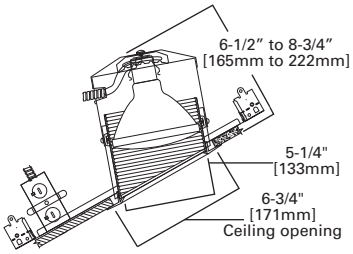

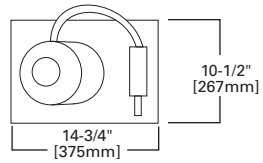

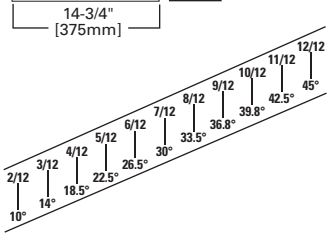

H47T

6" Non-IC, New Construction Slope Housing, 120V

Designed for sloped ceiling installations for ceilings from 2/12 to 6/12 pitch. The socket aiming mechanism allows the lamp to be aimed straight down in accordance with of ceiling pitch (2/12 to 6/12). For use in non-insulated ceilings. If ceiling insulation is present, it must be kept 3" from all sides of housing. Unique telescoping housing feature allows adjustment for lamp regression and joist height of 2" x 8" or higher.

c UL us LISTED

RoHS Compliant

Special Features

Got Nail!™ bar hangers
Pass-N-Thru™ bars
Slide-N-Side™ junction box
Quick Connect™ push wire nuts

Compatible Trims

78◊	496	1417
170◊	498	

◊ Air-Tite trims can make the H47T installation ASTM E283 compliant (in a non-insulated ceiling)

Features

Housing
- Telescoping housing for ceiling construction 2"x 8" or higher
- With deeper ceilings the housing provides deeper lamp regression with sharper cutoff

Junction Box
- Seven 1/2" trade size conduit knockouts with true pry-out slots are positioned to accommodate straight conduit runs
- Four non-metallic (NM) cable pry-outs included

Includes:
- Got Nail!™ bar hangers (Details Pg. 9)
- Slide-N-Side™ junction box wire traps (Details Pg. 9)
- Pass-N-Thru™ bars (Details Pg. 7)

Socket
- Porcelain socket with nickel plated brass screw shell
- Exclusive socket aiming mechanism swivels and rotates to properly align lamp
- Slope indicator provides quick and consistent lamp settings (factory set for 3/12 slope). Shipping insert protects socket from overspray.

Integral Thermal Protector
Thermal protector guards against misuse of insulation materials

Compliance
- cULus Listed 1598 luminaire
- cULus Listed damp location
- cULus Listed for wet location, covered ceiling, with select trims
- cULus Listed for feed through
- RoHS compliant
- IP rated (Improper Lamp)

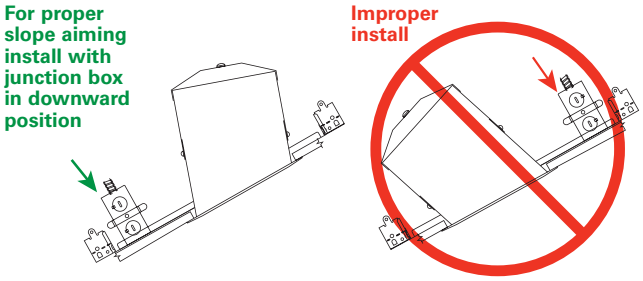

496 Baffle with Reflector

- One piece seamless baffle with upper reflector
- Baffle ridges are parallel to floor plane
- Clear specular reflector

Housings	Max Lamp Compatibility
H47ICT	75W A19, 100W R30, 85W BR30, 75W PAR30L
H47ICAT	
H47T	100W A19, 150W A21

496W
White Baffle with Clear Reflector, White Trim

496P
Black Baffle with Clear Reflector, White Trim

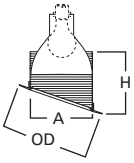

Dimensions**
A: 5-1/4" [133mm]
H: 5-1/2" [140mm]
OD: 7-7/8" [200mm]

Key: **A: Luminous Aperture, **H:** Height, **OD:** Trim Outside Diameter

Specifications, compliances and dimensions subject to change without notice

498 Baffle

- One piece seamless baffle and trim ring
- Baffle ridges are parallel to floor plane

Housings	Max Lamp Compatibility
H47ICT	90W PAR38
H47ICAT	
H47T	150W PAR38, 150W R40, 90W PAR38

498W
White Baffle, White Trim

498P
Black Baffle, White Trim

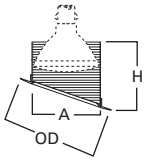

Dimensions**
A: 5-1/4" [133mm]
H: 5-1/2" [140mm]
OD: 7-7/8" [200mm]

78 Eyeball 30° Tilt, Self-flange

- 30° tilt, 360° rotation
- Torsion spring retention
- Wide choice of finishes for any decor
- Socket supporting eyeball
- 78PAT makes installation Air-Tite regardless of housing used

Housings	Max Lamp Compatibility
H47ICT	65W BR30, 75W R30
H47ICAT	
H47T	

78P
White Eyeball, White Trim

78PAT
White Eyeball, White Trim

78SN
Satin Nickel Eyeball,
Satin Nickel Trim

78TBZ
Tuscan Bronze Eyeball,
Tuscan Bronze Trim

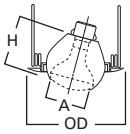

Dimensions**
A: 4" [100mm]
H: 4-1/8" [105mm]
OD: 8" [203mm]

1417 Low Voltage Eyeball with Baffle 30° Tilt

- Low voltage trim
- Includes 120V transformer for retrofit to H7T and H7RT housings
- Torsion spring retention

Housings	Max Lamp Compatibility
H47ICT	20W 12V MR16
H47ICAT	
H47T	50W 12V MR16

1417W
White Baffle, White Trim

1417P
Black Baffle, White Trim

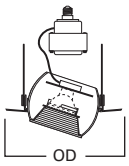

Dimensions**
OD: 7-1/4" [184mm]

170 Albalite Glass Lens with Reflector

- White trim with Albalite glass lens
- PS version features non-conductive, non-corrosive gasketed polymer (plastic) trim ring
- PS version is "dead-front" construction and is wet location listed for use in showers
- Torsion spring retention
- PS version is Air-Tite; making any installation Air-Tite

Housings	Max Lamp Compatibility
H47ICT	60W A19
H47ICAT	
H47T	

170P
Albalite Lens, White Trim

170PS
Albalite Lens, Polymer White Trim

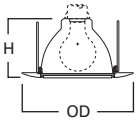

Dimensions**
H: 4" [102mm]
OD: 8" [203mm]

Key: A: Luminous Aperture, **H:** Height, **OD:** Trim Outside Diameter

E26 Screw Base H645IC Slope Housing

H645IC

H645IC

6" IC, Air-Tite, New Construction Slope Housing, 120V

Designed for sloped ceiling installations for ceilings from 2/12 to 12/12 pitch. The socket aiming mechanism allows the lamp to be aimed straight down in accordance with of ceiling pitch (2/12 to 12/12). H645IC is designed for use in insulated ceilings where the housing will be in direct contact with insulation*. H645IC is Air-Tite gasketed to limit airflow between conditioned spaces and unconditioned areas.

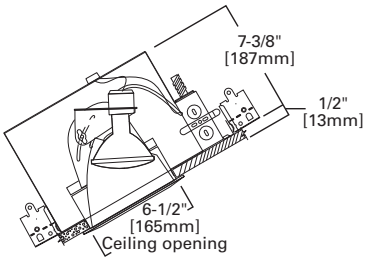

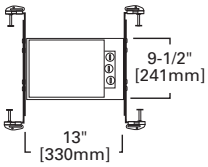

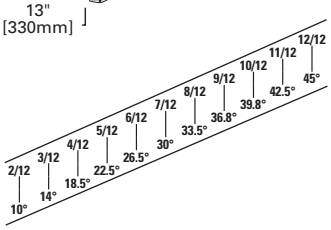

Special Features

- Got Nail!™ bar hangers
- Pass-N-Thru™ bars
- Slide-N-Side™ junction box
- Quick Connect™ push wire nuts
- Air-Tite™ code compliant

Compatible Trims

78	455
170	456

Features

Housing
Aluminum double wall housing construction

Plaster Frame
Housing adjusts in plaster frame to accommodate up to 1" ceiling thickness. Galvanized steel construction. Plaster frame features include:

- Regressed locking screw for securing hanger bars
- Cutouts for easily crimping hanger bars in position
- Halo name embossed on plaster frame. The housing may be removed from plaster frame to provide access to the junction box.
- Pre-installed Air-Tite™ ready ceiling contact gasket

Includes:
- Got Nail!™ bar hangers (Details Pg. 9)
- Slide-N-Side™ junction box wire traps (Details Pg. 9)
- Pass-N-Thru™ bars (Details Pg. 7)
- Air-Tite™ code compliant (Details Pg. 9)

Socket
Exclusive socket aiming mechanism swivels and rotates to properly align lamp. Lamp socket and trim can be adjusted 20° laterally for compound slope ceiling or to compensate for off axis aiming. Shipping insert protects socket from overspray.

Integral Thermal Protector
Integral thermal protector guards against improper lamping

Compliance
- cULus Listed 1598 luminaire
- cULus Listed damp location
- cULus Listed for wet location, covered ceiling, with select trims
- cULus Listed for feed through
- cULus Listed for direct contact with insulation and combustible material*
- Air-Tite code compliant. Certified under ASTM E283; not exceeding 2.0 cfm (0.944 L/s) air leakage rate tested at a 1.57 psf (75 Pa) pressure differential.
- Rated for 20W maximum
- Refer to specification sheets online for additional compliance information
- RoHS compliant

*Not to be used in direct contact with spray foam insulation (Consult NEMA LSD57-2013)

For proper slope aiming install with junction box in upward position

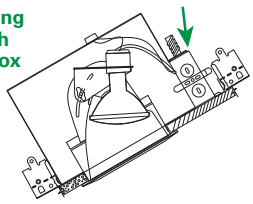

Improper Install



Specifications, compliances and dimensions subject to change without notice

455 Specular Reflector

- Clear, gold or haze reflector
- Removable trim ring
- Accessories available: TRM6 designer trim rings, OT403 oversize trim ring

Housing	Max Lamp Compatibility
H645IC	65W BR30, 75W R30, 75W PAR30L

455SC
Specular Clear Reflector, White Trim

455H
Haze Reflector, White Trim

455CG
Champagne Gold Reflector, White Trim

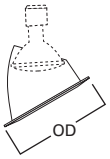

Dimensions**
OD: 7-1/4" [184mm]

456 Seamless Coilex® Baffle Trims

- One piece seamless baffle
- Accessories available: TRM6 designer trim rings, OT403 oversize trim ring

Housing	Max Lamp Compatibility
H645IC	**456W:** 50W PAR30L, 65W BR30 (75W PAR30L with H1999 Socket Extender)
	456P: 60W BR30, 50W PAR30L

456W
White Coilex Baffle, White Metal Trim

456P
Black Coilex Baffle, White Metal Trim

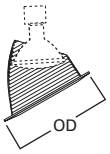

Dimensions**
OD: 7-1/4" [184mm]

Accessory - H1999

Socket Extender

78 Eyeball 30° Tilt, Self-flange

- 30° tilt, 360° rotation
- Torsion spring retention
- Wide choice of finishes for any decor
- Socket supporting eyeball
- 78PAT makes installation Air-Tite regardless of housing used

Housing	Max Lamp Compatibility
H645IC	65W BR30, 75W R30, 75W PAR30L

78P
White Eyeball, White Trim

78PAT
White Eyeball, White Trim

78SN
Satin Nickel Eyeball, Satin Nickel Trim

78TBZ
Tuscan Bronze Eyeball, Tuscan Bronze Trim

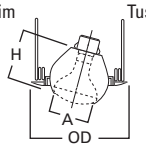

Dimensions**
A: 4" [100mm]
H: 4-1/8" [105mm]
OD: 8" [203mm]

170 Albalite Glass Lens with Reflector

- White trim with Albalite glass lens
- PS version features non-conductive, non-corrosive gasketed polymer (plastic) trim ring
- PS version is "dead-front" construction and is wet location listed for use in showers
- Torsion spring retention
- PS version is Air-Tite; making any installation Air-Tite

Housing	Max Lamp Compatibility
H645IC	60W A19

170P
Albalite Lens, White Trim

170PS
Albalite Lens, White Polymer Trim

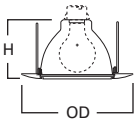

Dimensions**
H: 4" [102mm]
OD: 8" [203mm]

Key: A: Luminous Aperture, **H:** Height, **OD:** Trim Outside Diameter

Specialty Products & Accessories

Specialty Products

H37T - 401AL Heat Light, Non-IC

250W infra-red. For non-insulated ceilings. If insulation is present it must be kept 3" from the fixture on all sides.

Finish:	White (P)
Housing:	8" OD x 5-1/2" Height
Trim:	Brushed aluminum
Rating:	Improper Lamp (IP) Rated

Brick Light / Aisle Light

With thermal protector, brown die cast trim, flat unbreakable lens and tamper proof screws. Non-IC

H2925TW	Incandescent 20W T6 1/2 lamps (Halo Z7). Wet location listed.
H2925PL	2-pin, G23 base CFL lamps, 7W or 9W CFL lamp. Wet location listed.
Accessory	SD2925 Tamper proof screwdriver
Housing:	7-3/8" L x 3-1/2" D x 2-1/4" H
Trim:	8-7/8" L x 3-1/2" H

H2922ICT Step Light

Step light with white louver trim. Fixture is pre-wired to junction box. cULus listed junction box rated for feed through. 25W A19 lamp.

Finish:	White (P)
Housing:	11-5/8" L x 3-1/2" D x 5-1/2" H
Trim:	9-3/8" L x 5-3/4" H
Rating:	IC rated for direct contact with insulation* and combustible materials. Improper Lamp (IP) Rated

*Not to be used in direct contact with spray foam insulation (Consult NEMA LSD57-2013)

H2920ICT Step Light

Step light with white louver trim. Wiring connections are made in fixture. 25W A19 lamp.

Finish:	White (P)
Housing:	8" L x 3-1/2" D x 4-1/2" H
Trim:	9-3/8" L x 5-3/4" H
Rating:	IC rated for direct contact with insulation* and combustible materials. Improper Lamp (IP) Rated

*Not to be used in direct contact with spray foam insulation (Consult NEMA LSD57-2013)

H2932T Closet Light/Shallow Rectangle, Non-IC

60W A19 lamp. White trim with Albalite diffuser. Junction box rated for feed through branch applications. For non-insulated ceilings. If insulation is present, it must be kept 3" from the fixture on all sides.

Finish:	White (P)
Housing:	11-5/8" L x 3-1/2" D x 5-1/2" H
Trim:	9-3/8" L x 5-3/4" H
Rating:	cULus Listed

H2932ICTW Lensed Wall / Step Light



cULus Listed for wall mounting in insulation. IC rated for direct contact with insulation* and combustible material, cULus listed for damp location; and feed through. White trim with albalite glass lens.

Housing:	11-1/2" L (enclosure and J-box) x 5-1/2" W x 3-1/2" D
Trim:	5-3/4" H x 9-3/8" L
Finish	White (P)
Lamp	25W, A19 max.

*Not to be used in direct contact with spray foam insulation (Consult NEMA LSD57-2013)

Brick Light / Aisle Light

With thermal protector, brown die cast trim, glare reducing shade and tamper proof screws. Non-IC

H2926TW	Incandescent 20W T6 1/2 lamps (Halo Z7). Wet location listed.
Accessory	SD2925 Tamper proof screwdriver
Housing:	7-3/8" L x 3-1/2" D x 2-1/4" H
Trim:	8-7/8" L x 3-1/2" H

H2922-120PL Step Light

Step light with white louver trim. Fixture is pre-wired to junction box. cULus listed junction box rated for feed through. Integral 120V, 60Hz magnetic ballast. 5W / 7W / 9W Twin Tube 2-pin CFL.

Finish:	White (P)
Housing:	11-5/8" L x 3-1/2" D x 5-1/2" H
Trim:	9-3/8" L x 5-3/4" H
Rating:	IC rated for direct contact with insulation* and combustible materials

*Not to be used in direct contact with spray foam insulation (Consult NEMA LSD57-2013)

H2900T Thru-Wall Light, Non-IC

Provides lighting on each side of wall. 100W A19 max. Albalite lens. For non-insulated walls. If insulation is present, it must be kept 3" from the fixture on all sides.

Finish:	White (P)
Housing:	13-1/2" L x 4" D x 8-1/4" H
Trim:	11-3/8" L x 7-3/4" H
Rating:	Non-IC, Improper Lamp (IP) Rated

477 Power-Trac Adapter Trim

Allows (120V) trac lampholders (150W max) to be used with recessed installations. Use with H7T, H7ICT, H27T, H7RT, H7RICT and H27RT housings.

Finish:	White with Black Baffle (477P), White with White Baffle (477W)
OD:	7-1/4"

Specialty Products & Accessories

GA-ATHx-6PK

Optional accessory gasket covers the ceiling cut-out opening on a finished ceiling, for use with H5 & H7 Air-Tite IC housings.

GA-ATH5-6PK	H5ICAT Air-Tite™ gaskets (6-Pack)
GA-ATH7-6PK	H7ICAT Air-Tite™ gaskets (6-Pack)

Designer Finish Trim Rings

TRM6C	Chrome
TRM6SN	Satin Nickel
TRM6TBZ	Tuscan Bronze
TRM6MB	Black Metal
TRM7MB	Black plastic

Metal 7 1/4" OD. Compatible with 310*, 312*, 376, 378, 400, 404, 405, 410, 416, 419, 420, 424, 425, 426*, 429*, 455CG, 455SC, 456P, 456W, 477, 478, 1412, 1416, 1475.

*Originally supplied with TRM6P white metal trim rings. All others are supplied with white plastic trim rings.

Oversized Trim Rings

For use when ceiling opening is cut too large.
Compatible with 6" trims: 310, 312, 376, 378, 400, 404, 405, 410, 416, 419, 420, 424, 425, 426, 429, 477, 478, 1412, 1416, 1475.

OT400P	
Size	6" ID x 9-1/4" OD
Details	Oversized white metal trim ring for designated 6" trims.

OT403P	
Size	6" ID x 8" OD
Details	Oversized gloss white plastic trim ring for designated 6" trims.

Oversized Trim Ring

For use when ceiling opening is cut too large.
Compatible with 4" trims: 990, 992, 993, 994, 996, 998, 999, 1419, 1420, 1421, 1493 and 1498.

OT999P	
Size	4" ID x 5-3/4" OD
Details	Oversized white metal trim ring.

Oversized Trim Ring

OT460P	
Size	7-1/2" ID x 11-1/4" OD
Details	Oversized white metal trim ring

800PGR	
Size	7-1/2" ID x 8-5/8" OD
Details	Oversized trim ring

Dichroic Color Filters

For low voltage MR16 units

L114	UV Filter
L120	Red
L121	Amber
L122	Yellow
L123	Green
L124	Daylight
L125	Blue
L127	Cosmetic Color Filters
L130	Yellow

Transformer

H277	
Details	Steps 277V line voltage down to 120V fixture operating voltage. 300VA max. For use with Non-IC H7 housings.

H347	
Details	Same as above but steps 347V down to 120V, 75 VA max. For use with Non-IC H7 housings.

H347200	
Details	Same as above but steps 347V down to 120V, 200 VA max. For use with Non-IC H7 housings.

6" Retrofit Adapter Band (ML7RAB)

Provides torsion spring mounting capability for 6" housings that do not have torsion spring brackets. 4 pack includes: 4 - retrofit adapter bands, 16 - metal piercing screws, 8 - retrofit lever-action wire nuts

Optical Lenses



For low voltage MR16 units

L110	Diffuse sand blasted lens
L111	Soft focus textured lens
L113	Prismatic lens
L115	Linear spread lens

Oversized Trim Ring

OT500P	
Size	6" ID x 7-1/4" OD
Details	Oversized white polymer trim ring for use with 5", 5000 series straight sided trims ONLY. (Not for use with 5100, 5200 or 5300 series trims)

Specifications, compliances and dimensions subject to change without notice

Accessories

H930 R/PAR Lamp Aiming Accessory

For H7T, H7RT, H7ICT, H7ICAT, H7RICT, H7RICAT housings with 310 and 426 trims. Allows lamp to be aimed up to 30° from vertical and rotated 358°. See housing-trim selection for lamp listings.

Socket Extender

H1999	
Details	For use with selected trims and housings. Extends lamp 1" (25mm).

Coil Springs (RS7H)

Set of 4 coil springs for use with coil spring compatible trims

SD2925 Screwdriver

Screwdriver for tamper resistant screws supplied with H2925 and H2926 brick lights

Oversized LED Retrofit Housing Adapter

OH470WH	
Size	6" ID x 9-1/4" OD
Details	Oversize housing adapter. For use with open frame retrofit enclosures ML7E26RFK and ML7BXRFK.

6" Open Frame LED Retrofit

ML7BXRFK	
Details	6" Non-IC LED retrofit enclosure with hard-wired BX connection for retrofit of 6" open frame fixtures

ML7E26RFK	
Details	6" Non-IC LED retrofit enclosure with E26 screw base for 6" open frame fixtures

Mounting Clips

TB7	
Details	T-Bar attachment clips. Can also be used with HB424 and HB224 hanger bars. Can be used with H7TCP and H750TCP housings hanger bars. Set of four. Order one set per fixture.

Bar Hangers



Hanger bars are compatible with the brick and step lighting

HB224	
Details	One piece hanger bar for 24" maximum joist spacing. Set of two.

HB424	
Details	Two piece hanger bar for 24" max. joist spacing. Set of four pieces. Order one HB424 per fixture.

GA-ATTRIM-6PK

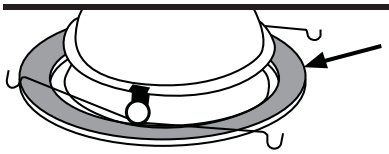

Accessory / spare trim gasket for use with 6" family trims

Incandescent Lamps

R16 T6-1/2 GU10

Z7	20W T 6-1/2" IF
Z9	40W R16 FL
Z10	100W BR25
Z28	120V GU10 base, line voltage MR16

Low Voltage Lamps

MR16 MR16TL*

Z21	12V Q50W MR16 NSP
Z26	12V Q50W MR16 NFL
Z31	12V Q50W MR16 FL
Z40	12V Q75W MR16 NSP
Z45	12V Q75W MR16 FL
Z121	50W MR16/Q/10°/TL* (GE Turn-and-Lock base)
Z131	50W MR16/Q/20°/TL* (GE Turn-and-Lock base)
Z124	50W MR16/Q/40°/TL* (GE Turn-and-Lock base)

* Replacement service part ONLY

Index

Index

120PL 22
1412P 6-104
1412W 6-104
1416BA 6-105
1416C 6-104
1416W 6-105
1417BA 6-104
1417P 6-104, 6-133
1417W 6-104, 6-133
1419P 4-38
1419SN 4-38
1419TBZ 4-38
1419W 4-38
1420P 4-39
1420SN 4-39
1420TBZ 4-39
1421C 4-37
1421CG 4-37
1421H 4-37
1421MB 4-37
1421RG 4-37
1421SN 4-37
1421TBZ 4-37
1421W 4-37
1450P 6-105
1453SN 4-38
1453TBZ 4-38
1475P 6-105
1475W 6-105
1479P 6-105
1479W 6-105
1493BC 4-38
1493P 4-38
1493SN 4-38
1493TBZ 4-38
1493W 4-38
1495 4-39
1495SN 4-39
1495TBZ 4-39
1496P 4-39
1496SN 4-39
1496TBZ 4-39
1497P 4-39
1498BC 4-40
1498P 4-40
1498SN 4-40
1498TBZ 4-40
1498W 4-40
170P . . . . . 6-42, 6-55, 6-66, 6-79, 6-99, ... 6-113, 6-126, 6-133, 6-135
170PS . . . . . 6-42, 6-55, 6-66, 6-79, 6-99, ... 6-113, 6-126, 6-133, 6-135
171P 6-42, 6-55, 6-67, 6-79, 6-99, 6-113, 6-126
171PS 6-42, 6-55, 6-67, 6-79, 6-99, 6-113, 6-126
172PS 6-43, 6-55, 6-67, 6-79, 6-100, 6-113, 6-126
172SNS 6-43, 6-55, 6-67, 6-79, 6-100, 6-113, 6-126
172TBZS 6-43, 6-55, 6-67, 6-79, 6-100, 6-113, 6-126
173P 6-43, 6-55, 6-67, 6-80, 6-100, 6-113, 6-126
173PS 6-43, 6-55, 6-67, 6-80, 6-100, 6-113, 6-126
1945 4-40
1945B 4-40
1946BC 4-40
1951PS 4-40
1951SNS 4-40
1951TBZS 4-40
3001BKBB 3-9, 3-20
3001SNBB 3-9, 3-20
3001TBZBB 3-9, 3-20
3001WHBB 3-9, 3-20
3001WHWB 3-9, 3-20
3002WHC 3-9, 3-20
3003BKBB 3-6, 3-17
3003SNB 3-6, 3-17
3003TBZB 3-6, 3-17
3003WHBB 3-6, 3-17
3003WHWB 3-6, 3-17
3004SN 3-6, 3-17
3004TBZ 3-6, 3-17
3004WHC 3-6, 3-17
3004WHH 3-6, 3-17
3004WHW 3-6, 3-17
3006BKBB 3-9, 3-20
3006SNBB 3-9, 3-20
3006TBZBB 3-9, 3-20
3006WHBB 3-9, 3-20
3007PCC 3-8, 3-19
3007SN 3-8, 3-19
3007TBZ 3-8, 3-19
3007WHC 3-8, 3-19
3008FG 3-8, 3-19
3009BKBB 3-7, 3-18
3009SNBB 3-7, 3-18
3009TBZBB 3-7, 3-18
3009WHBB 3-7, 3-18
3009WHWB 3-7, 3-18
300P 6-45, 6-58, 6-69, 6-81, 6-102
300SN 6-45, 6-58, 6-69, 6-81, 6-102
300TBZ 6-45, 6-58, 6-69, 6-81, 6-102
3010SN 3-7, 3-18
3010TBZ 3-7, 3-18
3010WH 3-7, 3-18
3011BKBB 3-6, 3-17
3011SNBB 3-6, 3-17
3011TBZBB 3-6, 3-17
3011WHBB 3-6, 3-17
3011WHWB 3-6, 3-17
3012BKBB 3-8, 3-19
3012SNBB 3-8, 3-19
3012TBZBB 3-8, 3-19
3012WHBB 3-8, 3-19
3012WHWB 3-8, 3-19
3013BK 3-7, 3-18
3013SN 3-7, 3-18
3013TBZ 3-7, 3-18
3013WH 3-7, 3-18
3017FGS 3-8, 3-19
301P 6-102, 6-128
301SN 6-102, 6-128
301TBZ 6-102, 6-128
3020WW 3-9, 3-20
303P 6-103
30CAT 6-34, 6-47, 6-62, 6-89, 6-108
30HAT 6-34, 6-47, 6-62, 6-89, 6-108
30PAT 6-36, 6-49, 6-63, 6-92, 6-109
30RGAT 6-34, 6-47, 6-62, 6-89, 6-108
30SBAT 6-34, 6-47, 6-62, 6-89, 6-108
30SNAT 6-36, 6-49, 6-63, 6-92, 6-109
30TBZAT 6-36, 6-49, 6-63, 6-92, 6-109
30WAT 6-36, 6-49, 6-63, 6-92, 6-109
30WATH 6-36, 6-49, 6-63, 6-92, 6-109
310P 6-37, 6-49, 6-75, 6-92, 6-121
310SN 6-37, 6-49, 6-75, 6-92, 6-121
310TBZ 6-37, 6-49, 6-75, 6-92, 6-121
310W 6-37, 6-49, 6-75, 6-92, 6-121
312P 6-37, 6-50, 6-75, 6-92, 6-121
312W 6-37, 6-50, 6-75, 6-92, 6-121
327P 6-45, 6-69
328P 6-45, 6-58, 6-81, 6-102, 6-128
353SN 6-37, 6-50, 6-75, 6-93, 6-121
353TBZ 6-37, 6-50, 6-75, 6-93, 6-121
376P 6-40, 6-52, 6-64, 6-96, 6-110, 6-124
376W 6-40, 6-52, 6-64, 6-96, 6-110, 6-124
378 . . . . . 6-40, 6-53, 6-65, 6-96, 6-111, 6-124
378P 6-40, 6-53, 6-65, 6-96, 6-111, 6-124
4001BB 4-23, 4-30
4001WB 4-23, 4-30
4002 . . . . . 4-24, 4-31
4003 . . . . . 4-22, 4-29
4010BB 4-23, 4-30
4010WB 4-23, 4-30
4013BB 4-23, 4-31
4013WB 4-23, 4-31
401AL 6-103, 22
401P 6-103
4041P 6-35, 6-48, 6-62
404C 6-34, 6-47, 6-62
404H 6-34, 6-47, 6-62
404SN 6-34, 6-47, 6-62
404TBZ 6-34, 6-47, 6-62
4051P 6-90, 6-108
4055 . . . . . 4-24, 4-32
405SC 6-89, 6-108
410P 6-93
410W 6-93
419P 6-53, 6-97, 6-111, 6-124
420P 6-40, 6-53, 6-65, 6-78, 6-97, 6-111, 6-124
420W 6-40, 6-53, 6-65, 6-78, 6-97, 6-111, 6-124
424P 6-58, 6-103
425P 6-58, 6-103
425W 6-58, 6-103
426 . . . . . 6-34, 6-47, 6-74, 6-90, 6-120

Index

4261P · 6-35, 6-48, 6-90, 6-120
426H · 6-34, 6-47, 6-74, 6-90, 6-120
426MB · 6-34, 6-47, 6-74, 6-90, 6-120
426SN · 6-34, 6-47, 6-74, 6-90, 6-120
426TBZ · 6-34, 6-47, 6-74, 6-90, 6-120
428P · 6-103
429P · 6-35, 6-48, 6-90
430P · 6-45, 6-58, 6-69, 6-104, 6-115
430W · 6-45, 6-58, 6-69, 6-104, 6-115
455CG · 6-135
455H · 6-24, 6-135
455SC · 6-24, 6-135
455SN · 6-24
455TBZ · 6-24
456P · 6-24, 6-135
456W · 6-24, 6-135
477P · 22
477W · 22
478P · 6-41, 6-65, 6-97, 6-111
496P · 6-132
496W · 6-132
498P · 6-133
498W · 6-133
5000P · 5-29, 5-41, 5-54, 5-64
5000SN · 5-29, 5-41, 5-54, 5-64
5000TBZ · 5-29, 5-41, 5-54, 5-64
5001MB · 5-23, 5-35, 5-49, 5-59
5001P · 5-23, 5-35, 5-49, 5-59
5001SN · 5-23, 5-35, 5-49, 5-59
5001TBZ · 5-23, 5-35, 5-49, 5-59
5010 · 5-23, 5-35, 5-49
5010W · 5-23, 5-35, 5-49
5012P · 5-49, 5-59
5012W · 5-49, 5-59
5014MB · 5-23, 5-35
5014P · 5-23, 5-35
5016P · 5-24, 5-36, 5-49, 5-59
5016W · 5-24, 5-36, 5-49, 5-59
5020BL · 5-22, 5-34, 5-48, 5-58
5020H · 5-22, 5-34, 5-48, 5-58
5020P · 5-22, 5-34, 5-48, 5-58
5020SC · 5-22, 5-34, 5-48, 5-58
5020SN · 5-22, 5-34, 5-48, 5-58
5020TBZ · 5-22, 5-34, 5-48, 5-58
5021H · 5-22, 5-34, 5-48, 5-58
5021SC · 5-22, 5-34, 5-48, 5-58
5021SN · 5-22, 5-34, 5-48, 5-58
5021TBZ · 5-22, 5-34, 5-48, 5-58
5030P · 5-55, 5-64
5030W · 5-55, 5-64
5051PS · 5-27, 5-39, 5-52, 5-62
5054PS · 5-27, 5-39, 5-52, 5-62
5054SNS · 5-27, 5-39, 5-52, 5-62
5054TBZS · 5-27, 5-39, 5-52, 5-62
5060P · 5-25, 5-36, 5-50, 5-60
5070P · 5-25, 5-37, 5-51, 5-60
5070SN · 5-25, 5-37, 5-51, 5-60
5070TBZ · 5-25, 5-37, 5-51, 5-60
5071P · 5-26, 5-37, 5-51, 5-60
5102BB · 5-24, 5-50
5102WB · 5-24, 5-50
5107SC · 5-22, 5-48
5109BB · 5-24, 5-50
5109BKBB · 5-24, 5-50
5109WB · 5-24, 5-50
5110BB · 5-24, 5-50
5110BKBB · 5-24, 5-50
5110WB · 5-24, 5-50
5120SN · 5-22, 5-34, 5-48, 5-58
5120TBZ · 5-22, 5-34, 5-48, 5-58
5120WH · 5-22, 5-34, 5-48, 5-58
5121WH · 5-23, 5-35
5125BB · 5-25, 5-36, 5-50, 5-60
5125BKBB · 5-25, 5-36, 5-50, 5-60
5125WB · 5-25, 5-36, 5-50, 5-60
5126BB · 5-25, 5-36
5126WB · 5-25, 5-36
5130WH · 5-26, 5-37, 5-51, 5-61
5135WH · 5-26, 5-38, 5-51, 5-61
5145SN · 5-29, 5-41, 5-53, 5-62
5145TBZ · 5-29, 5-41, 5-53, 5-62
5145WH · 5-29, 5-41, 5-53, 5-62
5146SN · 5-29, 5-41, 5-53, 5-62
5146TBZ · 5-29, 5-41, 5-53, 5-62
5146WH · 5-29, 5-41, 5-53, 5-62
5150SN · 5-28, 5-39, 5-53, 5-63
5150TBZ · 5-28, 5-39, 5-53, 5-63
5150WH · 5-28, 5-39, 5-53, 5-63
5162WH · 5-28, 5-40, 5-53, 5-63
5165BK · 5-26, 5-38, 5-52, 5-61
5165SN · 5-26, 5-38, 5-52, 5-61
5165TBZ · 5-26, 5-38, 5-52, 5-61
5165WH · 5-26, 5-38, 5-52, 5-61
5175SN · 5-30, 5-54
5175TBZ · 5-30, 5-54
5175WH · 5-30, 5-54
5176SN · 5-30, 5-42, 5-55, 5-64
5176TBZ · 5-30, 5-42, 5-55, 5-64
5176WH · 5-30, 5-42, 5-55, 5-64
5185SN · 5-30, 5-55
5185TBZ · 5-30, 5-55
5185WH · 5-30, 5-55
5186SN · 5-30, 5-42, 5-55, 5-64
5186TBZ · 5-30, 5-42, 5-55, 5-64
5186WH · 5-30, 5-42, 5-55, 5-64
5222BB · 5-27, 5-38, 5-52, 5-61
5222H · 5-27, 5-38, 5-52, 5-61
5222SC · 5-27, 5-38, 5-52, 5-61
5222WB · 5-27, 5-38, 5-52, 5-61
5230AH · 5-28, 5-40, 5-54, 5-63
5230PN · 5-28, 5-40, 5-54, 5-63
5230SN · 5-28, 5-40, 5-54, 5-63
5230TBZ · 5-28, 5-40, 5-54, 5-63
5255SN · 5-28, 5-40, 5-54, 5-63
5255TBZ · 5-28, 5-40, 5-54, 5-63
5255WH · 5-28, 5-40, 5-54, 5-63
591WB · 5-15
592H · 5-15
592SC · 5-15
592W · 5-15
593BB · 5-15
593SNB · 5-15
593TBZB · 5-15
593WB · 5-15
594SNB · 5-15
594TBZB · 5-15
594WB · 5-15
595WW · 5-15
596WB · 5-15
6100BB · 6-37, 6-50, 6-76, 6-93, 6-122
6100WB · 6-37, 6-50, 6-76, 6-93, 6-122
6101BB · 6-38, 6-50, 6-76, 6-93, 6-122
6101WB · 6-38, 6-50, 6-76, 6-93, 6-122
6102BB · 6-38, 6-51, 6-76, 6-94, 6-122
6102WB · 6-38, 6-51, 6-76, 6-94, 6-122
6103BB · 6-38, 6-51, 6-76, 6-94, 6-122
6103WB · 6-38, 6-51, 6-76, 6-94, 6-122
6106SC · 6-35, 6-48, 6-74, 6-91, 6-120
6107SC · 6-35, 6-48, 6-74, 6-91, 6-120
6108BB · 6-38, 6-51, 6-77, 6-94, 6-122
6108BKBB · 6-38, 6-51, 6-77, 6-94, 6-122
6108WB · 6-38, 6-51, 6-77, 6-94, 6-122
6109BB · 6-38, 6-51, 6-77, 6-94, 6-123
6109BKBB · 6-38, 6-51, 6-77, 6-94, 6-123
6109WB · 6-38, 6-51, 6-77, 6-94, 6-123
6110BB · 6-39, 6-77, 6-95, 6-123
6110BKBB · 6-39, 6-77, 6-95, 6-123
6110WB · 6-39, 6-77, 6-95, 6-123
6120SN · 6-36, 6-49, 6-63, 6-91, 6-109
6120TBZ · 6-36, 6-49, 6-63, 6-91, 6-109
6120WH · 6-36, 6-49, 6-63, 6-91, 6-109
6121WH · 6-36, 6-49, 6-63, 6-75, 6-91, 6-109, 6-121
6125BB · 6-39, 6-51, 6-63, 6-95, 6-109
6125BKBB · 6-39, 6-51, 6-63, 6-95, 6-109
6125WB · 6-39, 6-51, 6-63, 6-95, 6-109
6126BB · 6-39, 6-52, 6-64, 6-77, 6-95, 6-110, 6-123
6126WB · 6-39, 6-52, 6-64, 6-77, 6-95, 6-110, 6-123
6130WH · 6-41, 6-53, 6-65, 6-78, 6-97, 6-112, 6-124
6145SN · 6-43, 6-56, 6-67, 6-80, 6-100, 6-114, 6-127
6145TBZ · 6-43, 6-56, 6-67, 6-80, 6-100, 6-114, 6-127
6145WH · 6-43, 6-56, 6-67, 6-80, 6-100, 6-114, 6-127
6146SN · 6-43, 6-56, 6-68, 6-100, 6-114
6146TBZ · 6-43, 6-56, 6-68, 6-100, 6-114
6146WH · 6-43, 6-56, 6-68, 6-100, 6-114
6150SN · 6-44, 6-56, 6-68, 6-80, 6-101, 6-114, 6-127
6150TBZ · 6-44, 6-56, 6-68, 6-80, 6-101, 6-114, 6-127
6150WH · 6-44, 6-56, 6-68, 6-80, 6-101, 6-114, 6-127
6160WH · 6-56, 6-101, 6-127
6162WH · 6-44, 6-57, 6-68, 6-80
6170BK · 6-41, 6-66, 6-98, 6-112
6170SN · 6-41, 6-66, 6-98, 6-112

Specifications, compliances and dimensions subject to change without notice

Index

6170TBZ · · · 6-41, 6-66, 6-98, 6-112
6170WH · · · 6-41, 6-66, 6-98, 6-112
6215BK · · · 6-41, 6-53, 6-66, 6-79, 6-98, 6-112, 6-125
6215SN · · · 6-41, 6-53, 6-66, 6-79, 6-98, 6-112, 6-125
6215TBZ · · · 6-41, 6-53, 6-66, 6-79, 6-98, 6-112, 6-125
6215WH · · · 6-41, 6-53, 6-66, 6-79, 6-98, 6-112, 6-125
6222BB · · · 6-42, 6-54, 6-66, 6-98, 6-112
6222H · · · 6-42, 6-54, 6-66, 6-98, 6-112
6222SC · · · 6-42, 6-54, 6-66, 6-98, 6-112
6222WB · · · 6-42, 6-54, 6-66, 6-98, 6-112
6230AH · · · 6-44, 6-57, 6-68, 6-81, 6-101, 6-115, 6-127
6230PN · · · 6-44, 6-57, 6-68, 6-81, 6-101, 6-115, 6-127
6230SN · · · 6-44, 6-57, 6-68, 6-81, 6-101, 6-115, 6-127
6230TBZ · · · 6-44, 6-57, 6-68, 6-81, 6-101, 6-115, 6-127
6255SN · · · 6-44, 6-57, 6-69, 6-81, 6-101, 6-115, 6-128
6255TBZ · · · 6-44, 6-57, 6-69, 6-81, 6-101, 6-115, 6-128
6255WH · · · 6-44, 6-57, 6-69, 6-81, 6-101, 6-115, 6-128
691WB · · · 6-19
692H · · · 6-19
692SC · · · 6-19
692W · · · 6-19
693BB · · · 6-19
693SNB · · · 6-19
693TBZB · · · 6-19
693WB · · · 6-19
694SNB · · · 6-19
694TBZB · · · 6-19
694WB · · · 6-19
695WW · · · 6-19
696WB · · · 6-19
70P · · · 6-24, 6-54, 6-98, 6-125
70PS · · · 6-24, 6-54, 6-98, 6-125
71P · · · 6-24, 6-54, 6-99, 6-125
71PS · · · 6-24, 6-54, 6-99, 6-125
73P · · · 6-24, 6-54, 6-99, 6-125
73PS · · · 6-24, 6-54, 6-99, 6-125
74P · · · 6-39, 6-52, 6-64, 6-78, 6-95, 6-110, 6-123
76P · · · 6-40, 6-52, 6-64, 6-96, 6-110
78P · · · 6-40, 6-52, 6-64, 6-78, 6-96,
· · · 6-110, 6-123, 6-133, 6-135
78PAT · · · 6-40, 6-52, 6-64, 6-78, 6-96,
· · · 6-110, 6-123, 6-133, 6-135
78SN · · · 6-40, 6-52, 6-64, 6-78, 6-96,
· · · 6-110, 6-123, 6-133, 6-135
78TBZ · · · 6-40, 6-52, 6-64, 6-78, 6-96,
· · · 6-110, 6-123, 6-133, 6-135
79 · · · 6-57, 6-102, 6-128
800PGR · · · 23
945 · · · 4-24, 4-32
945B · · · 4-24, 4-32
951PS · · · 4-24, 4-32
951SNS · · · 4-24, 4-32
951TBZS · · · 4-24, 4-32
952PS · · · 4-24, 4-32
953P · · · 4-22, 4-29
953SN · · · 4-22, 4-29
953TBZ · · · 4-22, 4-29
953W · · · 4-22, 4-29
990P · · · 4-29
990SN · · · 4-29
990TBZ · · · 4-29
992P · · · 4-30
992SN · · · 4-30
992TBZ · · · 4-30
992W · · · 4-30
993P · · · 4-22, 4-30
993SN · · · 4-22, 4-30
993TBZ · · · 4-22, 4-30
993W · · · 4-22, 4-30
996P · · · 4-23, 4-31
996SN · · · 4-23, 4-31
996TBZ · · · 4-23, 4-31
998P · · · 4-23, 4-31
998SN · · · 4-23, 4-31
998TBZ · · · 4-23, 4-31
999H · · · 4-22, 4-29
999MB · · · 4-22, 4-29
999P · · · 4-22, 4-29
999RG · · · 4-22, 4-29
999SN · · · 4-22, 4-29
999TBZ · · · 4-22, 4-29
999W · · · 4-22, 4-29
BFR56MH · · · 5-13, 6-17
BFR56NFL · · · 5-13, 6-17
E27ICAT · · · 6-72
E27RICAT · · · 6-73
E27RTAT · · · 6-119
E27TAT · · · 6-118
E4ICATSB · · · 4-21
E4RTATSB · · · 4-28
E4TATSB · · · 4-27
E5ICAT · · · 5-19
E5ICATNB · · · 5-32
E5RICAT · · · 5-20
E5RTAT · · · 5-47
E5TAT · · · 5-46
E5TATNB · · · 5-57
E7ICAT · · · 6-32
E7ICATNB · · · 6-61
E7RICAT · · · 6-33
E7RTAT · · · 6-88
E7TAT · · · 6-87
E7TATNB · · · 6-107
EL4069xx · · · 4-15
ELG4069xx · · · 4-18
ELSG4069xx · · · 4-18
GA-ATH5-6PK · · · 23
GA-ATH7-6PK · · · 23
GA-ATTRIM-6PK · · · 24
H1499ICAT · · · 4-33
H1499RTAT · · · 4-36
H1499T75 · · · 4-37
H1499TAT · · · 4-34
H1499TCP · · · 4-35
H1999 · · · 24, 4-22, 4-23, 4-24
H25ICAT · · · 5-21
H25ICATNB · · · 5-33
H2750ICAT · · · 6-6
H2750RICAT · · · 6-7
H277 · · · 23
H27ICAT · · · 6-70
H27RICAT · · · 6-71
H27RT · · · 6-117
H27T · · · 6-116
H2900T · · · 22
H2920ICT · · · 22
H2922 · · · 22
H2922ICT · · · 22
H2925PL · · · 22
H2925TW · · · 22
H2926TW · · · 22
H2932ICTW · · · 22
H2932T · · · 22
H347 · · · 23
H347200 · · · 23
H36ICAT · · · 3-2
H36LVICAT · · · 3-4
H36LVRTAT · · · 3-14
H36LVRTAT277 · · · 3-16
H36LVTAT · · · 3-12
H36LVTAT277 · · · 3-15
H36LVTATCP · · · 3-13
H36RTAT · · · 3-11
H36TAT · · · 3-10
H37T · · · 22
H38ICAT · · · 3-3
H38LVICAT · · · 3-5
H457ICAT1E · · · 4-10
H457RICAT1E · · · 4-11
H457RTATE010 · · · 4-13
H457TATE010 · · · 4-12
H457TCPE010 · · · 4-14
H47ICAT · · · 6-131
H47ICT · · · 6-130
H47T · · · 6-132
H550ICAT · · · 5-2
H550RICAT · · · 5-3
H5ICAT · · · 5-17
H5ICATNB · · · 5-31
H5RICAT · · · 5-18
H5RT · · · 5-45
H5T · · · 5-44
H5TNB · · · 5-56
H645IC · · · 6-134
H750ICAT · · · 6-2
H750RICAT · · · 6-3
H750T · · · 6-4
H750TCP · · · 6-5
H7ICAT · · · 6-29
H7ICATNB · · · 6-60
H7ICT · · · 6-28

Index

H7ICTNB . . . 6-59
H7RICAT . . . 6-31
H7RICT . . . 6-30
H7RT . . . 6-86
H7T . . . 6-84
H7TCP . . . 6-85
H7TNB . . . 6-106
H7UICAT . . . 6-46
H930 . . . 6-34, 6-37, 24
H995ICAT . . . 4-2
H995RICAT . . . 4-3
H99ICAT . . . 4-20
H99RTAT . . . 4-26
H99TAT . . . 4-25
HB224 . . . 24
HB424 . . . 24
HE26LED . . . 6-9, 6-11, 6-12, 6-18, 4-4, 4-6, 5-5, 5-7, 5-8, 5-14
HL612ICAT . . . 6-21
HL618TAT . . . 6-22
HL618TCP . . . 6-22
HL6FL . . . 6-23
HL6LHRPK . . . 6-23
HL6NFL . . . 6-23
HL6WFL . . . 6-23
HLM6927 . . . 6-23
HLM6930 . . . 6-23
HLM6935 . . . 6-23
HLM6940 . . . 6-23
L110 . . . 23
L111 . . . 23
L113 . . . 23
L114 . . . 23
L115 . . . 23
L120 . . . 23
L121 . . . 23
L122 . . . 23
L123 . . . 23
L124 . . . 23
L125 . . . 23
L127 . . . 23
L130 . . . 23
L345SF . . . 6-17, 5-13
LT4 . . . 4-6
LT560 . . . 6-12, 5-8
ML56 . . . 6-16, 5-12
ML5606 . . . 6-16, 5-12
ML5609 . . . 6-16, 5-12
ML5612 . . . 6-17, 5-13
ML56CLIP . . . 6-18
ML7BXRFK . . . 24
ML7E26RFK . . . 24
ML7RAB . . . 6-18, 23
OH470WH . . . 24
OT400P . . . 5-5, 5-7, 6-9, 6-11, 6-23, 23
OT403P . . . 5-5, 5-7, 6-9, 6-11, 6-23, 23
OT460P . . . 23
OT500P . . . 23
OT999P . . . 23
RA4 . . . 4-4
RA56 . . . 6-8, 5-4
RA56069xxNFLWH . . . 6-8, 5-4
RA56069xxWH . . . 6-8, 5-4
RL4 . . . 4-5
RL4TRMSN . . . 4-5
RL4TRMWH . . . 4-5
RL4TRTBZ . . . 4-5
RL56 . . . 6-10, 5-6
RL560WH6 . . . 6-10, 5-6
RL560WH9 . . . 6-10, 5-6
RL56CLIP . . . 6-9, 5-5
RL56TRMSN . . . 6-11, 5-7
RL56TRMTBZ . . . 6-11, 5-7
RL56TRMWH . . . 6-11, 5-7
RS7H . . . 24
SD2925 . . . 24
SLD4 . . . 4-8
SLD4ACCKIT . . . 4-9
SLD4BRKT . . . 4-9
SLD4EXT . . . 4-9
SLD4RAD . . . 4-9
SLD4TRMSN . . . 4-9
SLD4TRMTBZ . . . 4-9
SLD4TRMWH . . . 4-9
SLD6 . . . 6-13, 6-14, 5-9
SLD606 . . . 6-13, 5-9
SLD612 . . . 6-13, 6-14, 5-9, 5-10
SLD6ACCKIT . . . 6-15, 5-11
SLD6BRKT . . . 6-15, 5-11
SLD6EXT . . . 6-15, 5-11
SLD6RAD . . . 6-15, 5-11
SLD6SADPLT . . . 6-15, 5-11
SLD6TRMSN . . . 6-15, 5-11
SLD6TRMTBZ . . . 6-15, 5-11
SLD6TRMWH . . . 6-15, 5-11
TB7 . . . 24
TL400PC . . . 4-17
TL400SBK . . . 4-17
TL400SN . . . 4-17
TL400TBZ . . . 4-17
TL400WH . . . 4-17
TL402HS . . . 4-16
TL402SBKS . . . 4-16
TL402SCS . . . 4-16
TL402SNS . . . 4-16
TL402TBZS . . . 4-16
TL402WHS . . . 4-16
TL403BBS . . . 4-16
TL403WBS . . . 4-16
TL408SNBB . . . 4-16
TL408TBZBB . . . 4-16
TL408WHBB . . . 4-16
TL408WHWB . . . 4-16
TL409 . . . 4-16
TL409WH . . . 4-16
TL410H . . . 4-17
TL410SBK . . . 4-17
TL410SC . . . 4-17
TL410SN . . . 4-17
TL410TBZ . . . 4-17
TL410WH . . . 4-17
TL411BB . . . 4-17
TL411WB . . . 4-17
TL422PS . . . 4-17
TRM590WH . . . 5-14
TRM690WH . . . 6-9, 6-11, 6-18, 6-23, 5-5, 5-7
TRM6C . . . 6-23, 23
TRM6MB . . . 6-23, 23
TRM6P . . . 6-23
TRM6SN . . . 6-23, 23
TRM6TBZ . . . 6-23, 23
TRM7MB . . . 6-23, 23
WW595SC . . . 5-14
WW695SC . . . 6-18, 6-19, 5-15
Z10 . . . 24
Z121 . . . 24
Z124 . . . 24
Z131 . . . 24
Z21 . . . 24
Z26 . . . 24
Z28 . . . 24
Z31 . . . 24
Z40 . . . 24
Z45 . . . 24
Z7 . . . 24
Z9 . . . 24

Specifications, compliances and dimensions subject to change without notice

Our Lighting Product Lines

Halo
Halo Commercial
Portfolio
Iris
RSA
Metalux
Corelite
Neo-Ray
Fail-Safe
MWS
Ametrix
Shaper
io
Lumark
McGraw-Edison
Invue
Lumière
Streetworks
AtLite
Sure-Lites
Ephesus

Our Controls Product Lines

Greengate
iLumin
Zero 88
Fifth Light Technology
iLight (International Only)

Powering Business Worldwide

Eaton
1121 Highway 74 South
Peachtree City, GA 30269
P: 770-486-4800
www.eaton.com/lighting

Canada Sales
5925 McLaughlin Road
Mississauga, Ontario L5R 1B8
P: 905-501-3000
F: 905-501-3172

© 2016 Eaton
All Rights Reserved
Printed in USA
Publication No. CA518001EN
February 26, 2016

Eaton is a registered trademark.

All other trademarks are property of their respective owners.

Product availability, specifications, and compliances are subject to change without notice.