

3-Phase Loadcenter Program



Contents

Description
Page

| | |
|---------------------------------|---|
| 1.Product Selection Guide | 2 |
| 2.Submittal Drawings | 5 |



Powering Business Worldwide

1. Product Selection

Type BR 3-Phase Loadcenters

| Service | |
|------------------------------------|--|
| 3-Phase, four-wire, 208Y/120 Vac | |
| 3-Phase, three-wire, 240 Vac Delta | |
| Short Circuit Rating | |
| Main Breaker Loadcenters | 10 kAIC using BR / CC / HLD main breakers 22 kAIC using BRH / DK main breakers 100 kAIC using CHH main |
| Main lug Loadcenters | Up to 100 kAIC using series ratings. The rating of main lug only loadcenter is dependent on the lowest branch breaker AIC rating. |
| Convertible Loadcenters | 10 kAIC using BR / CC main breakers 22 kAIC using BRH main breakers |
| Branch Breakers | Types BR, BRH, BRHH: 10-150A single, two, and three pole; selected amperage available in Switching Duty, HACR, shunt trip, and high magnetic settings Type GFCB ground fault circuit interrupter: 15-60A single and two-pole Type AFCI arc fault circuit interrupter: 15-20A single-pole Types BJ and BJH: 125-225A; two- and three-pole sub-fed breakers Type BD Twin: 10-50A; two of one-pole; takes one 1-inch (25.4 mm) space Type BQ and BQC Multi-breaker: 15-30A. Two of two-pole or one two-pole and two one-pole; takes two 1-inch (25.4 mm) spaces Type BRW: 15-30A; two-pole water heater breakers Type BRSN: 15-30A; two-pole switching neutral breakers Type BR 15-100A; two-pole, 240 Vac delta breakers |
| Enclosures | Nema Type 1 Indoor/Nema Type 3R Outdoor Nema 4x (Available via Flex Center 800-330-6479) |
| Bussing | Tin Plated Aluminum or Copper |
| Standards | UL67 |

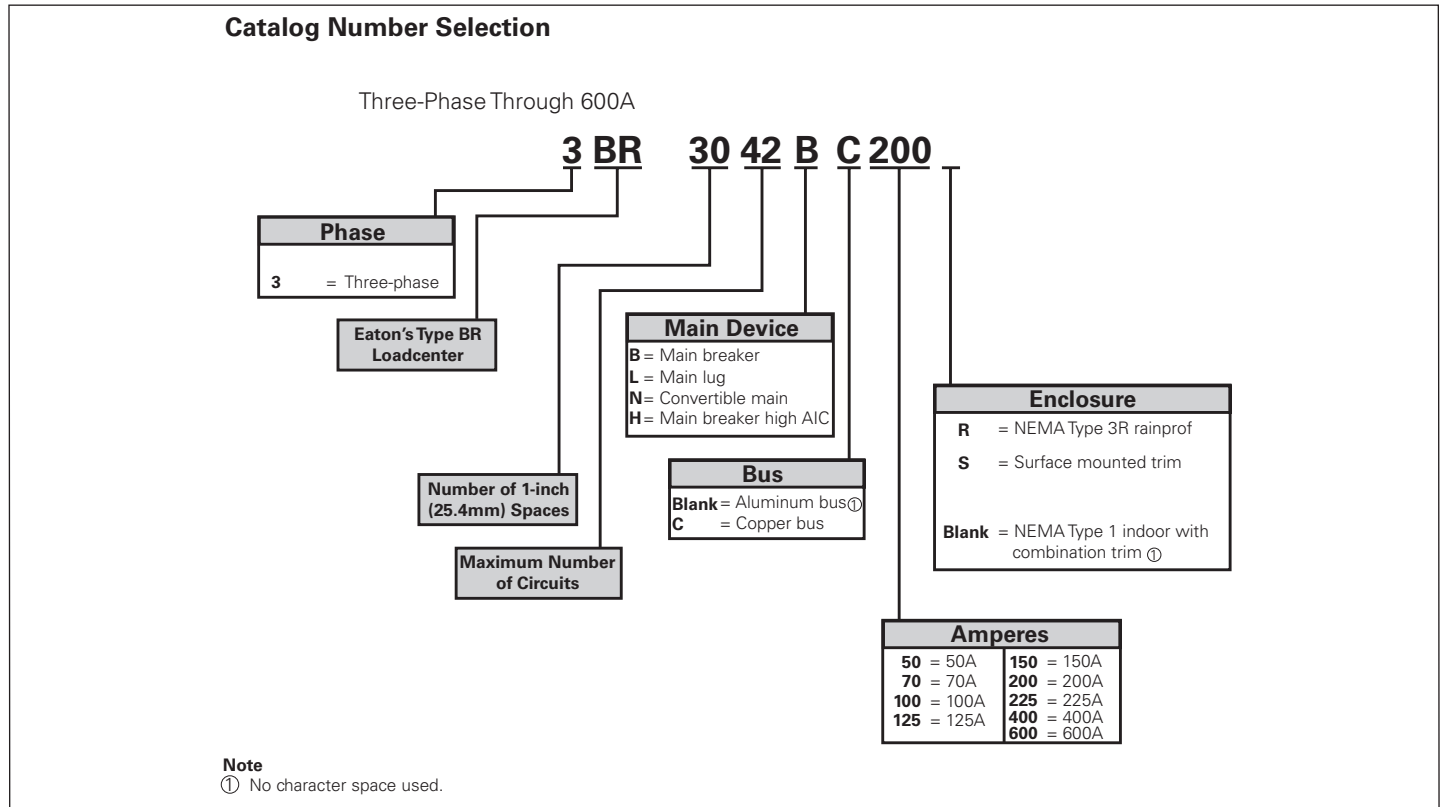


Figure 1. Three Phase through 600A.

3-Phase Loadcenter Program

Effective February 2014

Main Breaker, 3-Phase 208Y/120 Vac or 240 Vac – Aluminum Bus

| Main Breaker Type | Ampere Rating | Catalog Number Indoor | Catalog Number Outdoor | Max # of Spaces | Max # of Circuits | Box Size | | Wire Size Range CU/AL 60 C or 75 C for Main |
|----------------------|---------------|-----------------------|------------------------|-----------------|-------------------|----------|---------|---|
| | | | | | | Nema 1 | Nema 3R | |
| BR - 10 kAIC | 100A | 3BR1224B100 | 3BR1224B100R | 12 | 24 | C1 | C1R | #4 – 1/0 |
| | 125A | 3BR3042B125 | 3BR3042B125R | 30 | 42 | L1 | L1R | #4 – 2/0 |
| | 150A | 3BR3042B150 | 3BR3042B150R | 30 | 42 | L | L1R | #1 – 3/0 |
| CC - 10 kAIC | 200A | 3BR3042B200 | 3BR3042B200R | 30 | 42 | L1 | L1R | #1 – 250 MCM |
| | | 3BR4242B200 | 3BR4242B200R | 42 | 42 | L2 | L2R | #1 – 250 MCM |
| | 225A | 3BR4242B225 | 3BR4242B225R | 42 | 42 | L2 | L2R | #1 – 300 MCM |
| DK - 22 kAIC | 400A | 3BR4242B400S | 3BR4242B400R | 42 | 42 | 24 | 47 | (2) 3/0 – 250 kcmil |
| HLD - 10 kAIC | 600A | 3BR4242B600S | ---- | 42 | 42 | 24 | | (2) 3/0 – 500 kcmil |

Main Lug Only, 3-Phase 208Y/120V or 240 Vac – Aluminum Bus

| Main Ampere Rating | Catalog Number Indoor | Catalog Number Outdoor | Max # of Spaces | Max # of Circuits | Box Size | | Wire Size Range CU/AL 60 C or 75 C for Main |
|--------------------|-----------------------|------------------------|-----------------|-------------------|----------|---------|--|
| | | | | | Nema 1 | Nema 3R | |
| 125A | 3BR1224L125 | 3BR1224L125R | 12 | 24 | C1 | C1R | #6 – 2/0 |
| 150A | 3BR2442L150 | 3BR2442L150R | 24 | 42 | D1 | D1R | #1 – 300 MCM |
| | 3BR1224L200 | 3BR1224L200R | 12 | 24 | C4 | C3R | #1 – 300 MCM |
| 200A | 3BR1836L200 | 3BR1836L200R | 18 | 36 | 19 | 43 | #1 – 300 MCM |
| | 3BR3042L200 | 3BR3042L200R | 30 | 42 | G1 | G1R | #1 – 300 MCM |
| | 3BR4242L200 | 3BR4242L200R | 42 | 42 | L1 | L1R | #1 – 300 MCM |
| 225A | 3BR4242L225 | 3BR4242L225R | 42 | 42 | L1 | L1R | #1 – 300 MCM |
| 400A | 3BR4242L400S | 3BR4242L400R | 42 | 42 | 22 | 46 | (1) 250 – 750 kcmil or (2) #3/0 – 250 kcmil |
| 600A | 3BR4242L600S | --- | 42 | 42 | 22 | | (2) #2 – 500 kcmil |

Convertible, 3-Phase 208Y/120 Vac or 240 Vac

| Main Breaker Type | Ampere Rating | Bus Material | Catalog Number* Indoor | Catalog Number* Outdoor | Max # of Spaces | Max # of Circuits | Box Size | |
|-------------------|---------------|--------------|------------------------|-------------------------|-----------------|-------------------|----------|---------|
| | | | | | | | Nema 1 | Nema 3R |
| BR | 100A | Aluminum | 3BR3030N100 | 3BR3030N100R | 30 | 30 | D1 | D1R |
| CC | 125A | Aluminum | 3BR1224N125 | 3BR1224N125R | 12 | 24 | C1 | C1R |

* Order main breaker kit or main lug kit separately

Main Breaker Kits:

| Type BR Main Breaker Kit | Catalog Number |
|--------------------------|----------------|
| BR3100 | 10 kAIC |
| BRH3100 | 22 kAIC |

| Type CC Main Breaker Kit | Catalog Number |
|--------------------------|----------------|
| CC3100N | 10 kAIC |
| CC3125N | |
| CC3150N | |
| CC3175N | |
| CC3200N | |
| CC3225N | |

Main Lug Kits Only:

| Main Lug Kit Catalog Number |
|-----------------------------|
| 3BRSF150 |

Note: Additional product selection is available in the Eaton catalog.

Ground Bar Kit

| Catalog Number | |
|----------------|----------------------------|
| GBK5 | 5 POS #14–4 |
| GBK520 | 5 POS #14–4 + (1) 2/0 POS |
| GBK10 | 10 POS #14–4 |
| GBK1020 | 10 POS 14–4 + (1) 2/0 POS |
| GBK14 | 14 POS 14–4 |
| GBK1420 | 14 POS #14–4 + (1) 2/0 POS |
| GBK21 | 21 POS #14–4 |
| GBK2120 | 21 POS #14–4 + (1) 2/0 POS |

3-Phase – Main Circuit Breaker Loadcenters – Copper Bus

| Main Breaker Type | Main Ampere Rating | Maximum Number 1-inch (24.5 mm) Spaces | Circuits | Catalog Number Indoor | Catalog Number Outdoor | Box Size Nema1 | Box Size Nema 3R | Wire Size Range CU/AL 60 C or 75 C for Main |
|--------------------|--------------------|--|----------|-----------------------|------------------------|----------------|------------------|---|
| BR 10 KAIC | 100 | 12 | 24 | 3BR1224BC100 | 3BR1224BC100R | C1 | C1R | #14 – 1/0 |
| CC 10 KAIC | 150 | 30 | 42 | 3BR3042BC150 | 3BR3042BC150R | L1 | L1R | #6 – 4/0 |
| CC 10 KAIC | 200 | 42 | 42 | 3BR4242BC200 | 3BR4242BC200R | L2 | L2R | #4 – 300 MCM |
| CC 10 KAIC | 225 | 42 | 42 | 3BR4242BC225 | 3BR4242BC225R | L2 | L2R | #4 – 300 MCM |
| DK 22 KAIC | 400 | 42 | 42 | 3BR4242BC400S | 3BR4242BC400R | 24 | 47 | (2) 3/0 - 250 MCM |
| HLD 10 KAIC | 600 | 42 | 42 | 3BR4242BC600S | N/A | 24 | N/A | (2) 3/0 - 500MCM |

3-Phase – Main Lug Loadcenters – Copper Bus

| Main Ampere Rating | Maximum Number 1-inch (24.5 mm) Spaces | Circuits | Catalog Number Indoor | Catalog Number Outdoor | Box Size Nema1 | Box Size Nema 3R | Wire Size Range CU/AL 60 C or 75 C for Main |
|--------------------|--|----------|-----------------------|------------------------|----------------|------------------|---|
| 125A | 12 | 24 | 3BR1224LC125 | 3BR1224LC125R | C1 | C1R | #6 – 3/0 |
| 150A | 24 | 42 | 3BR2442LC150 | 3BR2442LC150R | D1 | D1R | #4 – 300 MCM |
| 200A | 12 | 24 | 3BR1224LC200 | 3BR1224LC200R | C4 | C3R | #4 – 300 MCM |
| 200A | 30 | 42 | 3BR3042LC200 | 3BR3042LC200R | G1 | G1R | #4 – 300 MCM |
| 200A | 42 | 42 | 3BR4242LC200 | 3BR4242LC200R | L1 | L1R | #4 – 300 MCM |
| 225A | 42 | 42 | 3BR4242LC225 | 3BR4242LC225R | L1 | L1R | #4 – 300 MCM |
| 400A | 42 | 42 | 3BR4242LC400S | 3BR4242BC400R | 24 | 47 | (2) 3/0 - 250 MCM |
| 600A | 42 | 42 | 3BR4242LC600S | N/A | 24 | N/A | (2) 3/0 - 500MCM |

2. Accessories*

| | |
|---|--|
| Accessories for branch circuit breakers | Auxiliary components, lockoffs, hold-down kits, lockdogs, handle ties. |
| Sub-feed devices | Main and sub-feed lugs 125,150, 225A two and three pole. Shunt trips available. |
| Surge protection | SPD Type 1 devices available for 208Y/120 Vac loadcenters |
| Universal rainproof conduit hubs | Small Hub - Group 1 : 3/4, 1, 1-1/4, 1-1/2, 2 inches Large Hub - Group 2: 1, 1-1/4, 1-1/2, 2, 2-1/2, 3 inches Adapter kits available |

*See Eaton catalog volume 1 for part number information.

3-Phase Loadcenter Program

Submittal Drawings

Dimensions

Approximate Dimensions in Inches (mm)

Commercial Loadcenter Unit Enclosures—Box Sizes

Note: Box sizes do not include covers/fronts.

Loadcenters—NEMA Type 1 Indoor

| Box Size | Height | Width | Depth |
|----------|----------------|---------------|--------------|
| C1 | 21.00 (533.4) | 14.31 (363.5) | 3.88 (98.4) |
| C4 | 27.00 (685.8) | 14.31 (363.5) | 3.88 (98.4) |
| D1 | 29.13 (739.8) | 14.31 (363.5) | 3.88 (98.4) |
| G1 | 34.13 (866.8) | 14.31 (363.5) | 3.88 (98.4) |
| L1 | 39.00 (990.6) | 14.31 (363.5) | 3.88 (98.4) |
| L2 | 45.00 (1143.0) | 14.31 (363.5) | 3.88 (98.4) |
| 19 | 44.00 (1117.6) | 16.16 (410.4) | 6.25 (158.8) |
| 20 | 44.00 (1117.6) | 16.16 (410.4) | 6.25 (158.8) |
| 22 | 54.00 (1371.6) | 16.22 (412.0) | 6.31 (160.3) |
| 24 | 66.50 (1689.1) | 16.22 (412.0) | 6.31 (160.3) |
| A | 38.00 (965.2) | 18.13 (460.4) | 5.00 (127.0) |
| B | 44.00 (1117.6) | 18.13 (460.4) | 5.00 (127.0) |
| C | 66.50 (1689.1) | 18.13 (460.4) | 6.25 (158.8) |

Loadcenters—NEMA Type 3R Outdoor

| Box Size | Height | Width | Depth |
|----------|----------------|---------------|--------------|
| D1R | 29.13 (739.8) | 14.31 (363.5) | 5.19 (131.8) |
| G1R | 34.13 (866.8) | 14.31 (363.5) | 5.19 (131.8) |
| L1R | 39.00 (990.6) | 14.31 (363.5) | 5.19 (131.8) |
| L2R | 45.00 (1143.0) | 14.31 (363.5) | 5.19 (131.8) |
| C1R | 21.00 (533.4) | 14.31 (363.5) | 5.19 (131.8) |
| C3R | 25.00 (635.0) | 14.31 (363.5) | 5.19 (131.8) |
| 42 | 38.00 (965.2) | 16.31 (414.3) | 6.38 (161.9) |
| 43 | 44.00 (1117.6) | 16.31 (414.3) | 6.38 (161.9) |
| 46 | 54.00 (1371.6) | 16.31 (414.3) | 6.38 (161.9) |
| 47 | 66.56 (1690.7) | 16.31 (414.3) | 6.38 (161.9) |

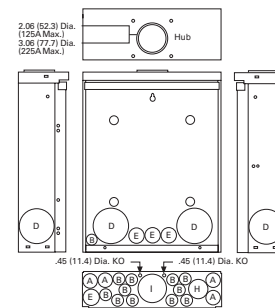
Approximate Dimensions in Inches (mm)

Residential Loadcenter Knockouts

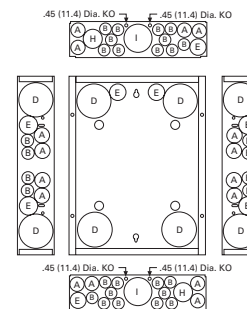
Knockouts for Box Sizes C4, D1, G1, L1, L2, C1R, C3R, D1R, G1R, L1R, L2R

| Code | Diameter | | | | | |
|------|-------------|-------------|-------------|-------------|-------------|---|
| A | 0.50 (12.7) | 0.75 (19.1) | — | — | — | — |
| B | 0.50 (12.7) | — | — | — | — | — |
| C | 0.50 (12.7) | 1.25 (31.8) | 1.50 (38.1) | 2.00 (50.8) | 2.50 (63.5) | — |
| D | 1.25 (31.8) | 1.25 (31.8) | 2.00 (50.8) | 2.50 (63.5) | — | — |
| E | 0.50 (12.7) | 0.75 (19.1) | 1.00 (25.4) | — | — | — |
| F | 0.50 (12.7) | 0.75 (19.1) | 1.00 (25.4) | 1.50 (38.1) | 2.00 (50.8) | — |
| G | 1.25 (31.8) | 1.50 (38.1) | 2.00 (50.8) | — | — | — |
| H | 0.50 (12.7) | 0.75 (19.1) | 1.00 (25.4) | 1.25 (31.8) | 1.50 (38.1) | — |
| I | 1.00 (25.4) | 1.25 (31.8) | 1.50 (38.1) | 2.00 (50.8) | 2.50 (63.5) | — |
| J | 1.00 (25.4) | 1.25 (31.8) | 1.50 (38.1) | — | — | — |

Residential NEMA Type 1 Indoor and NEMA Type 3R Outdoor Enclosures



**Outdoor Boxes
B1R, B2R, C1R, C3R, D1R,
G1R, L1R, L2R**



**Indoor Boxes
C1, C2, C4, D1, G1, L1, L2**

Approximate Dimensions in Inches (mm)

Commercial Loadcenter Knockouts

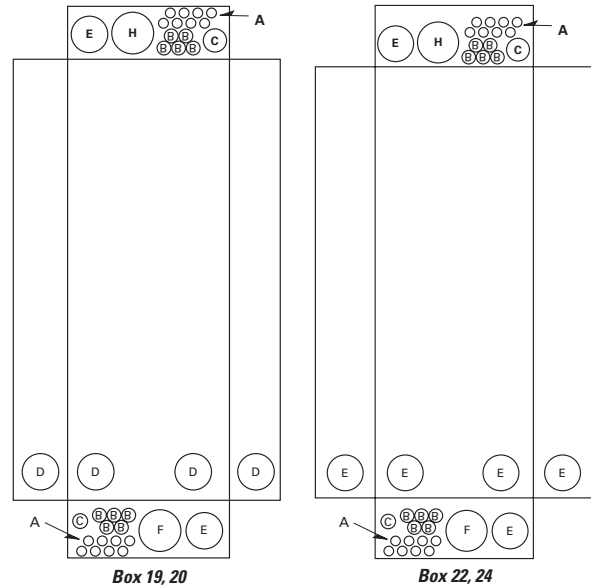
**NEMA Type 1 Indoor Commercial Enclosures
Knockouts for Box Sizes 19, 20, 22, 24**

| Code | Diameter | | | |
|------|-------------|-------------|-------------|-------------|
| A | 0.50 (12.7) | — | — | — |
| B | 0.50 (12.7) | 0.75 (19.1) | — | — |
| C | 0.75 (19.1) | 1.00 (25.4) | 1.50 (38.1) | — |
| D | 1.50 (38.1) | 2.00 (50.8) | 2.50 (63.5) | 3.00 (76.2) |
| E | 2.00 (50.8) | 2.50 (63.5) | 3.00 (76.2) | — |
| F | 2.50 (63.5) | 3.00 (76.2) | 3.50 (88.9) | — |

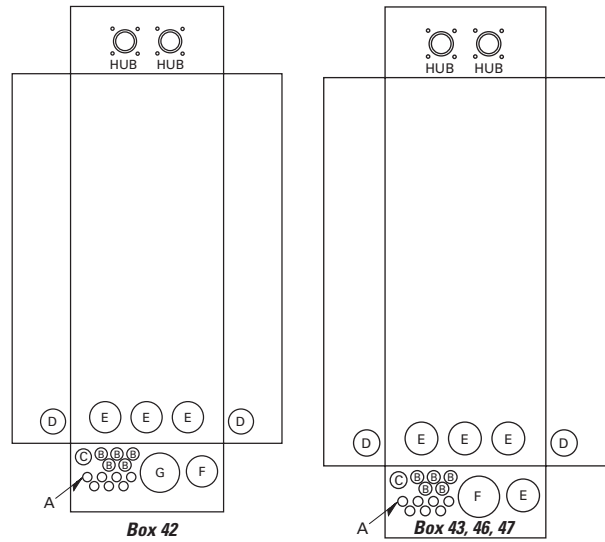
**NEMA Type 3R Outdoor Commercial Enclosures
Knockouts for Box Sizes 42, 43, 46, 47**

| Code | Diameter | | | |
|------|-----------------|-------------|-------------|-------------|
| A | 0.50 (12.7) | — | — | — |
| B | 0.50 (12.7) | 0.75 (19.1) | — | — |
| C | 0.75 (19.1) | 1.00 (25.4) | 1.25 (31.8) | — |
| D | 1.50 (38.1) | 2.00 (50.8) | 2.50 (63.5) | — |
| E | 2.00 (50.8) | 2.50 (63.5) | 3.00 (76.2) | — |
| F | 2.50 (63.5) | 3.00 (76.2) | 3.50 (88.9) | — |
| G | 1.25 (31.8) | 1.50 (38.1) | 2.00 (50.8) | 2.50 (63.5) |
| H | 3.25 (82.6) Sq. | — | — | — |

Indoor Commercial Enclosures



Outdoor Commercial Enclosures



Eaton
1000 Eaton Boulevard
Cleveland, OH 44122
United States
877-ETN-CARE (877-386-2273)
Eaton.com

© 2014 Eaton
All Rights Reserved
Printed in USA
Publication No. TD00302001E
February 2014



Eaton is a registered trademark.

All other trademarks are property of their respective owners.

3-Phase Loadcenter Program



Contents

Description
Page

| | |
|---------------------------------|---|
| 1.Product Selection Guide | 2 |
| 2.Submittal Drawings | 5 |



Powering Business Worldwide

1. Product Selection

Type BR 3-Phase Loadcenters

| Service | |
|------------------------------------|--|
| 3-Phase, four-wire, 208Y/120 Vac | |
| 3-Phase, three-wire, 240 Vac Delta | |
| Short Circuit Rating | |
| Main Breaker Loadcenters | 10 kAIC using BR / CC / HLD main breakers 22 kAIC using BRH / DK main breakers 100 kAIC using CHH main |
| Main lug Loadcenters | Up to 100 kAIC using series ratings. The rating of main lug only loadcenter is dependent on the lowest branch breaker AIC rating. |
| Convertible Loadcenters | 10 kAIC using BR / CC main breakers 22 kAIC using BRH main breakers |
| Branch Breakers | Types BR, BRH, BRHH: 10-150A single, two, and three pole; selected amperage available in Switching Duty, HACR, shunt trip, and high magnetic settings Type GFCB ground fault circuit interrupter: 15-60A single and two-pole Type AFCI arc fault circuit interrupter: 15-20A single-pole Types BJ and BJH: 125-225A; two- and three-pole sub-fed breakers Type BD Twin: 10-50A; two of one-pole; takes one 1-inch (25.4 mm) space Type BQ and BQC Multi-breaker: 15-30A. Two of two-pole or one two-pole and two one-pole; takes two 1-inch (25.4 mm) spaces Type BRW: 15-30A; two-pole water heater breakers Type BRSN: 15-30A; two-pole switching neutral breakers Type BR 15-100A; two-pole, 240 Vac delta breakers |
| Enclosures | Nema Type 1 Indoor/Nema Type 3R Outdoor Nema 4x (Available via Flex Center 800-330-6479) |
| Bussing | Tin Plated Aluminum or Copper |
| Standards | UL67 |

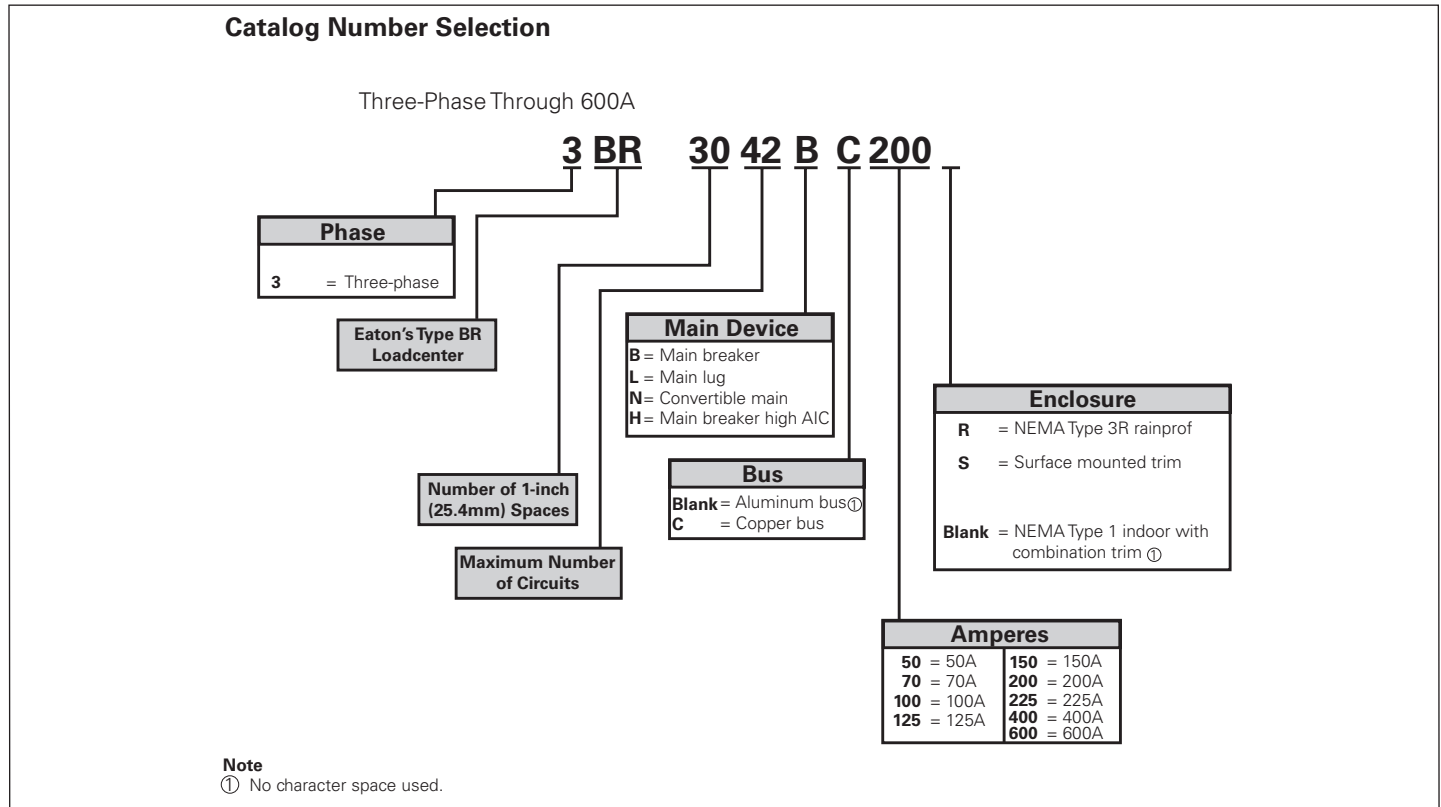


Figure 1. Three Phase through 600A.

3-Phase Loadcenter Program

Effective February 2014

Main Breaker, 3-Phase 208Y/120 Vac or 240 Vac – Aluminum Bus

| Main Breaker Type | Ampere Rating | Catalog Number Indoor | Catalog Number Outdoor | Max # of Spaces | Max # of Circuits | Box Size | | Wire Size Range CU/AL 60 C or 75 C for Main |
|----------------------|---------------|-----------------------|------------------------|-----------------|-------------------|----------|---------|---|
| | | | | | | Nema 1 | Nema 3R | |
| BR - 10 kAIC | 100A | 3BR1224B100 | 3BR1224B100R | 12 | 24 | C1 | C1R | #4 – 1/0 |
| | 125A | 3BR3042B125 | 3BR3042B125R | 30 | 42 | L1 | L1R | #4 – 2/0 |
| | 150A | 3BR3042B150 | 3BR3042B150R | 30 | 42 | L | L1R | #1 – 3/0 |
| CC - 10 kAIC | 200A | 3BR3042B200 | 3BR3042B200R | 30 | 42 | L1 | L1R | #1 – 250 MCM |
| | | 3BR4242B200 | 3BR4242B200R | 42 | 42 | L2 | L2R | #1 – 250 MCM |
| | 225A | 3BR4242B225 | 3BR4242B225R | 42 | 42 | L2 | L2R | #1 – 300 MCM |
| DK - 22 kAIC | 400A | 3BR4242B400S | 3BR4242B400R | 42 | 42 | 24 | 47 | (2) 3/0 – 250 kcmil |
| HLD - 10 kAIC | 600A | 3BR4242B600S | ---- | 42 | 42 | 24 | | (2) 3/0 – 500 kcmil |

Main Lug Only, 3-Phase 208Y/120V or 240 Vac – Aluminum Bus

| Main Ampere Rating | Catalog Number Indoor | Catalog Number Outdoor | Max # of Spaces | Max # of Circuits | Box Size | | Wire Size Range CU/AL 60 C or 75 C for Main |
|--------------------|-----------------------|------------------------|-----------------|-------------------|----------|---------|--|
| | | | | | Nema 1 | Nema 3R | |
| 125A | 3BR1224L125 | 3BR1224L125R | 12 | 24 | C1 | C1R | #6 – 2/0 |
| 150A | 3BR2442L150 | 3BR2442L150R | 24 | 42 | D1 | D1R | #1 – 300 MCM |
| | 3BR1224L200 | 3BR1224L200R | 12 | 24 | C4 | C3R | #1 – 300 MCM |
| 200A | 3BR1836L200 | 3BR1836L200R | 18 | 36 | 19 | 43 | #1 – 300 MCM |
| | 3BR3042L200 | 3BR3042L200R | 30 | 42 | G1 | G1R | #1 – 300 MCM |
| | 3BR4242L200 | 3BR4242L200R | 42 | 42 | L1 | L1R | #1 – 300 MCM |
| 225A | 3BR4242L225 | 3BR4242L225R | 42 | 42 | L1 | L1R | #1 – 300 MCM |
| 400A | 3BR4242L400S | 3BR4242L400R | 42 | 42 | 22 | 46 | (1) 250 – 750 kcmil or (2) #3/0 – 250 kcmil |
| 600A | 3BR4242L600S | --- | 42 | 42 | 22 | | (2) #2 – 500 kcmil |

Convertible, 3-Phase 208Y/120 Vac or 240 Vac

| Main Breaker Type | Ampere Rating | Bus Material | Catalog Number* Indoor | Catalog Number* Outdoor | Max # of Spaces | Max # of Circuits | Box Size | |
|-------------------|---------------|--------------|------------------------|-------------------------|-----------------|-------------------|----------|---------|
| | | | | | | | Nema 1 | Nema 3R |
| BR | 100A | Aluminum | 3BR3030N100 | 3BR3030N100R | 30 | 30 | D1 | D1R |
| CC | 125A | Aluminum | 3BR1224N125 | 3BR1224N125R | 12 | 24 | C1 | C1R |

* Order main breaker kit or main lug kit separately

Main Breaker Kits:

| Type BR | Main Breaker Kit Catalog Number |
|---------|---------------------------------|
| BR3100 | 10 kAIC |
| BRH3100 | 22 kAIC |

| Type CC | Main Breaker Kit Catalog Number |
|---------|---------------------------------|
| CC3100N | |
| CC3125N | |
| CC3150N | 10 kAIC |
| CC3175N | |
| CC3200N | |
| CC3225N | |

Main Lug Kits Only:

| Main Lug Kit Catalog Number |
|-----------------------------|
| 3BRSF150 |

Note: Additional product selection is available in the Eaton catalog.

Ground Bar Kit

| Catalog Number | |
|----------------|----------------------------|
| GBK5 | 5 POS #14–4 |
| GBK520 | 5 POS #14–4 + (1) 2/0 POS |
| GBK10 | 10 POS #14–4 |
| GBK1020 | 10 POS 14–4 + (1) 2/0 POS |
| GBK14 | 14 POS 14–4 |
| GBK1420 | 14 POS #14–4 + (1) 2/0 POS |
| GBK21 | 21 POS #14–4 |
| GBK2120 | 21 POS #14–4 + (1) 2/0 POS |

3-Phase – Main Circuit Breaker Loadcenters – Copper Bus

| Main Breaker Type | Main Ampere Rating | Maximum Number 1-inch (24.5 mm) Spaces | Circuits | Catalog Number Indoor | Catalog Number Outdoor | Box Size Nema1 | Box Size Nema 3R | Wire Size Range CU/AL 60 C or 75 C for Main |
|--------------------|--------------------|--|----------|-----------------------|------------------------|----------------|------------------|---|
| BR 10 KAIC | 100 | 12 | 24 | 3BR1224BC100 | 3BR1224BC100R | C1 | C1R | #14 – 1/0 |
| CC 10 KAIC | 150 | 30 | 42 | 3BR3042BC150 | 3BR3042BC150R | L1 | L1R | #6 – 4/0 |
| CC 10 KAIC | 200 | 42 | 42 | 3BR4242BC200 | 3BR4242BC200R | L2 | L2R | #4 – 300 MCM |
| CC 10 KAIC | 225 | 42 | 42 | 3BR4242BC225 | 3BR4242BC225R | L2 | L2R | #4 – 300 MCM |
| DK 22 KAIC | 400 | 42 | 42 | 3BR4242BC400S | 3BR4242BC400R | 24 | 47 | (2) 3/0 - 250 MCM |
| HLD 10 KAIC | 600 | 42 | 42 | 3BR4242BC600S | N/A | 24 | N/A | (2) 3/0 - 500MCM |

3-Phase – Main Lug Loadcenters – Copper Bus

| Main Ampere Rating | Maximum Number 1-inch (24.5 mm) Spaces | Circuits | Catalog Number Indoor | Catalog Number Outdoor | Box Size Nema1 | Box Size Nema 3R | Wire Size Range CU/AL 60 C or 75 C for Main |
|--------------------|--|----------|-----------------------|------------------------|----------------|------------------|---|
| 125A | 12 | 24 | 3BR1224LC125 | 3BR1224LC125R | C1 | C1R | #6 – 3/0 |
| 150A | 24 | 42 | 3BR2442LC150 | 3BR2442LC150R | D1 | D1R | #4 – 300 MCM |
| 200A | 12 | 24 | 3BR1224LC200 | 3BR1224LC200R | C4 | C3R | #4 – 300 MCM |
| 200A | 30 | 42 | 3BR3042LC200 | 3BR3042LC200R | G1 | G1R | #4 – 300 MCM |
| 200A | 42 | 42 | 3BR4242LC200 | 3BR4242LC200R | L1 | L1R | #4 – 300 MCM |
| 225A | 42 | 42 | 3BR4242LC225 | 3BR4242LC225R | L1 | L1R | #4 – 300 MCM |
| 400A | 42 | 42 | 3BR4242LC400S | 3BR4242BC400R | 24 | 47 | (2) 3/0 - 250 MCM |
| 600A | 42 | 42 | 3BR4242LC600S | N/A | 24 | N/A | (2) 3/0 - 500MCM |

2. Accessories*

| | |
|---|--|
| Accessories for branch circuit breakers | Auxiliary components, lockoffs, hold-down kits, lockdogs, handle ties. |
| Sub-feed devices | Main and sub-feed lugs 125,150, 225A two and three pole. Shunt trips available. |
| Surge protection | SPD Type 1 devices available for 208Y/120 Vac loadcenters |
| Universal rainproof conduit hubs | Small Hub - Group 1 : 3/4, 1, 1-1/4, 1-1/2, 2 inches Large Hub - Group 2: 1, 1-1/4, 1-1/2, 2, 2-1/2, 3 inches Adapter kits available |

*See Eaton catalog volume 1 for part number information.

3-Phase Loadcenter Program

Submittal Drawings

Dimensions

Approximate Dimensions in Inches (mm)

Commercial Loadcenter Unit Enclosures—Box Sizes

Note: Box sizes do not include covers/fronts.

Loadcenters—NEMA Type 1 Indoor

| Box Size | Height | Width | Depth |
|----------|----------------|---------------|--------------|
| C1 | 21.00 (533.4) | 14.31 (363.5) | 3.88 (98.4) |
| C4 | 27.00 (685.8) | 14.31 (363.5) | 3.88 (98.4) |
| D1 | 29.13 (739.8) | 14.31 (363.5) | 3.88 (98.4) |
| G1 | 34.13 (866.8) | 14.31 (363.5) | 3.88 (98.4) |
| L1 | 39.00 (990.6) | 14.31 (363.5) | 3.88 (98.4) |
| L2 | 45.00 (1143.0) | 14.31 (363.5) | 3.88 (98.4) |
| 19 | 44.00 (1117.6) | 16.16 (410.4) | 6.25 (158.8) |
| 20 | 44.00 (1117.6) | 16.16 (410.4) | 6.25 (158.8) |
| 22 | 54.00 (1371.6) | 16.22 (412.0) | 6.31 (160.3) |
| 24 | 66.50 (1689.1) | 16.22 (412.0) | 6.31 (160.3) |
| A | 38.00 (965.2) | 18.13 (460.4) | 5.00 (127.0) |
| B | 44.00 (1117.6) | 18.13 (460.4) | 5.00 (127.0) |
| C | 66.50 (1689.1) | 18.13 (460.4) | 6.25 (158.8) |

Loadcenters—NEMA Type 3R Outdoor

| Box Size | Height | Width | Depth |
|----------|----------------|---------------|--------------|
| D1R | 29.13 (739.8) | 14.31 (363.5) | 5.19 (131.8) |
| G1R | 34.13 (866.8) | 14.31 (363.5) | 5.19 (131.8) |
| L1R | 39.00 (990.6) | 14.31 (363.5) | 5.19 (131.8) |
| L2R | 45.00 (1143.0) | 14.31 (363.5) | 5.19 (131.8) |
| C1R | 21.00 (533.4) | 14.31 (363.5) | 5.19 (131.8) |
| C3R | 25.00 (635.0) | 14.31 (363.5) | 5.19 (131.8) |
| 42 | 38.00 (965.2) | 16.31 (414.3) | 6.38 (161.9) |
| 43 | 44.00 (1117.6) | 16.31 (414.3) | 6.38 (161.9) |
| 46 | 54.00 (1371.6) | 16.31 (414.3) | 6.38 (161.9) |
| 47 | 66.56 (1690.7) | 16.31 (414.3) | 6.38 (161.9) |

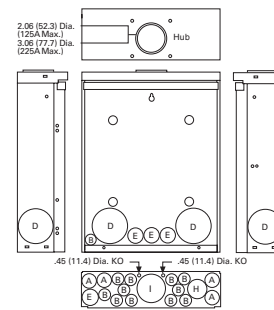
Approximate Dimensions in Inches (mm)

Residential Loadcenter Knockouts

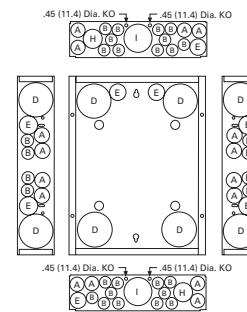
Knockouts for Box Sizes C4, D1, G1, L1, L2, C1R, C3R, D1R, G1R, L1R, L2R

| Code | Diameter | | | | | |
|------|-------------|-------------|-------------|-------------|-------------|---|
| A | 0.50 (12.7) | 0.75 (19.1) | — | — | — | — |
| B | 0.50 (12.7) | — | — | — | — | — |
| C | 0.50 (12.7) | 1.25 (31.8) | 1.50 (38.1) | 2.00 (50.8) | 2.50 (63.5) | — |
| D | 1.25 (31.8) | 1.25 (31.8) | 2.00 (50.8) | 2.50 (63.5) | — | — |
| E | 0.50 (12.7) | 0.75 (19.1) | 1.00 (25.4) | — | — | — |
| F | 0.50 (12.7) | 0.75 (19.1) | 1.00 (25.4) | 1.50 (38.1) | 2.00 (50.8) | — |
| G | 1.25 (31.8) | 1.50 (38.1) | 2.00 (50.8) | — | — | — |
| H | 0.50 (12.7) | 0.75 (19.1) | 1.00 (25.4) | 1.25 (31.8) | 1.50 (38.1) | — |
| I | 1.00 (25.4) | 1.25 (31.8) | 1.50 (38.1) | 2.00 (50.8) | 2.50 (63.5) | — |
| J | 1.00 (25.4) | 1.25 (31.8) | 1.50 (38.1) | — | — | — |

Residential NEMA Type 1 Indoor and NEMA Type 3R Outdoor Enclosures



**Outdoor Boxes
B1R, B2R, C1R, C3R, D1R,
G1R, L1R, L2R**



**Indoor Boxes
C1, C2, C4, D1, G1, L1, L2**

Approximate Dimensions in Inches (mm)

Commercial Loadcenter Knockouts

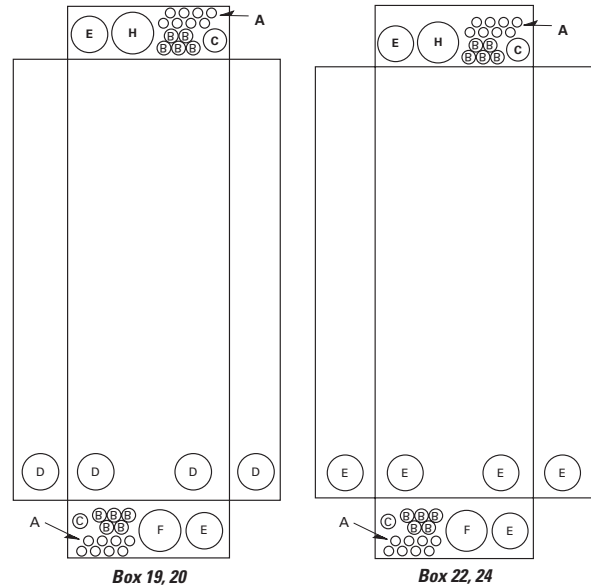
**NEMA Type 1 Indoor Commercial Enclosures
Knockouts for Box Sizes 19, 20, 22, 24**

| Code | Diameter | | | |
|------|-------------|-------------|-------------|-------------|
| A | 0.50 (12.7) | — | — | — |
| B | 0.50 (12.7) | 0.75 (19.1) | — | — |
| C | 0.75 (19.1) | 1.00 (25.4) | 1.50 (38.1) | — |
| D | 1.50 (38.1) | 2.00 (50.8) | 2.50 (63.5) | 3.00 (76.2) |
| E | 2.00 (50.8) | 2.50 (63.5) | 3.00 (76.2) | — |
| F | 2.50 (63.5) | 3.00 (76.2) | 3.50 (88.9) | — |

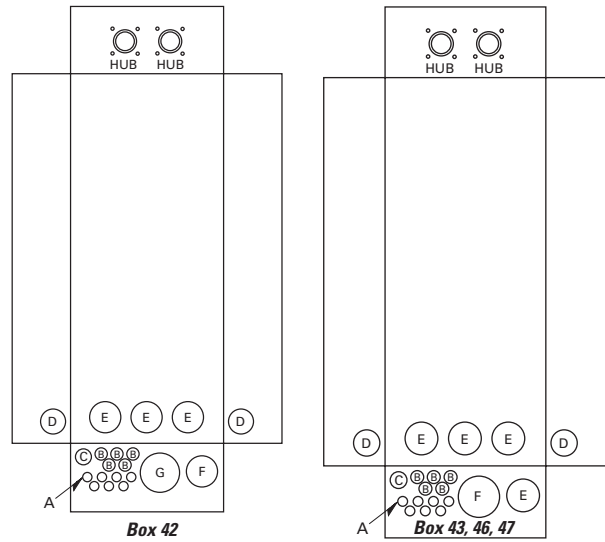
**NEMA Type 3R Outdoor Commercial Enclosures
Knockouts for Box Sizes 42, 43, 46, 47**

| Code | Diameter | | | |
|------|-----------------|-------------|-------------|-------------|
| A | 0.50 (12.7) | — | — | — |
| B | 0.50 (12.7) | 0.75 (19.1) | — | — |
| C | 0.75 (19.1) | 1.00 (25.4) | 1.25 (31.8) | — |
| D | 1.50 (38.1) | 2.00 (50.8) | 2.50 (63.5) | — |
| E | 2.00 (50.8) | 2.50 (63.5) | 3.00 (76.2) | — |
| F | 2.50 (63.5) | 3.00 (76.2) | 3.50 (88.9) | — |
| G | 1.25 (31.8) | 1.50 (38.1) | 2.00 (50.8) | 2.50 (63.5) |
| H | 3.25 (82.6) Sq. | — | — | — |

Indoor Commercial Enclosures



Outdoor Commercial Enclosures



Eaton
 1000 Eaton Boulevard
 Cleveland, OH 44122
 United States
 877-ETN-CARE (877-386-2273)
 Eaton.com

© 2014 Eaton
 All Rights Reserved
 Printed in USA
 Publication No. TD00302001E
 February 2014



Eaton is a registered trademark.

All other trademarks are property of their respective owners.