

Round/Octagon Boxes and Accessories

4" Round Boxes

| CAT. NO. | DEPTH (IN.) | CU. IN. CAPACITY | DESCRIPTION | KNOCKOUTS (IN.) | |
|-------------------------|-------------|------------------|---|-----------------|-----------|
| | | | | CONDUIT BOTTOM | STD. CTN. |
| With Conduit KOs | | | | | |
| 56111 | ½ | 6.0 | Steel outlet box | 4-½ | 50 |
| 56111-CFB* | ½ | 6.0 | Ceiling fan box with plastic Romex connector included. NC501-SC | 2-½ | 10 |

*Meets NEC® 314.27(c) up to 35 lb. fan.

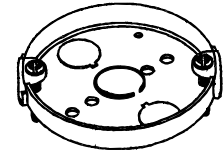
56111-CFB is shipped with plastic cover and all hardware.

50 lb. maximum loading for fixtures.

NEC and National Electrical Code are registered trademarks of the National Fire Protection Association, Inc.



56111



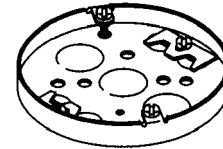
56111-CFB

4" Pancake Boxes

| CAT. NO. | CU. IN. CAPACITY | DESCRIPTION | STD. CTN. |
|----------|------------------|--|-----------|
| 410-LC | 5.8 | For Non-Metallic Sheathed Cable, 4" diameter — ½" deep Three ½" KOs in a line and four Loom KOs at opposite ends in bottom. Furnished with two Loom clamps for non-metallic cable with 10/32 deep-slotted screws and two 8/32 x ½" screws in ears* | 50 |

*Uses Steel City® 500 series covers.

50 lb. maximum loading for fixtures.

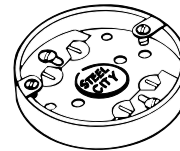


410-LC

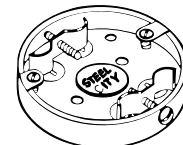
3½" Round Boxes

| CAT. NO. | DEPTH (IN.) | CU. IN. CAPACITY | CLAMPS | KNOCKOUTS (IN.) | | STD. CTN. |
|--|-------------|------------------|--------|-----------------|-------|-----------|
| | | | | BOTTOM CONDUIT | CABLE | |
| With Non-Metallic Sheathed Cable Clamps | | | | | | |
| 36115 C30 | ½ | 4.0 | C-8 | 1-½ | 4 | 30 |
| 36125 D | ¾ | 4.0 | C-10 | 1-½ | 4 | 25 |

50 lb. maximum loading for fixtures.



36115 C30
Cover screws supplied




36125 D
Cover screws supplied

3¼" Pancake Boxes

| CAT. NO. | CU. IN. CAPACITY | DESCRIPTION | STD. CTN. |
|----------|------------------|---|-----------|
| 210-L | 4.0 | For Non-Metallic Sheathed Cable, ¾" diameter — ½" deep. Three ½" KOs in a line with four Loom KOs at opposite ends in bottom. Furnished with two 8/32 x ½" screws* | 100 |

*Uses Steel City® 300 series covers.

50 lb. maximum loading for fixtures.



210-L

Covers for 3½" Round and Octagon Boxes

| CAT. NO. | DESCRIPTION | STD. CTN. |
|----------|-----------------|-----------|
| 24C1-25 | Flat, blank | 100 |
| 24-C-6 | Flat with ½" KO | 25 |



24C1-25



24-C-6

Round/Octagon Boxes and Accessories

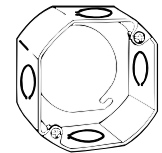
3½" Octagon Boxes

| CAT. NO. | DEPTH (IN.) | CU. IN. CAPACITY | CLAMPS | KNOCKOUTS (IN.) | | | | | STD. CTN. |
|--|-------------|------------------|--------|-----------------|------------------|-----------------|---------------|----------------|-----------|
| | | | | EA. SIDE CLAMPS | EA. SIDE CONDUIT | EA. END CONDUIT | EA. END CABLE | BOTTOM CONDUIT | |
| With Conduit KOs | | | | | | | | | |
| 241511/2-25 | 1½ | 11.8 | — | — | 1-½ | 1-½ | — | 1-½ | 50 |
| 25151 1/2 | 1½ | 11.8 | — | — | 1-½ | 1-½ | — | — | 50 |
| With Non-Metallic Sheathed Cable Clamps | | | | | | | | | |
| 24151N-25 | 1½ | 11.8 | C-5 | — | 1-½ | — | 2 | 1-½ | 50 |
| 24151-NV | 1½ | 11.8 | C-5 | — | 1-½ | — | 2 | 1-½ | 50 |

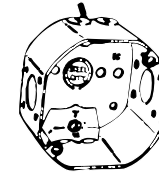
50 lb. maximum loading for fixtures.



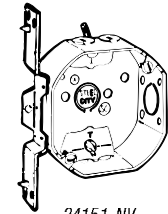
241511/2-25



25151 1/2

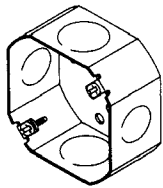


24151N-25

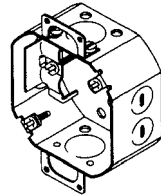


24151-NV
V bracket
recessed ½"

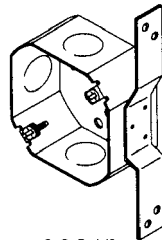
3½" Octagon Boxes



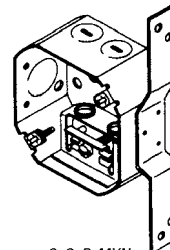
3-0-SPL



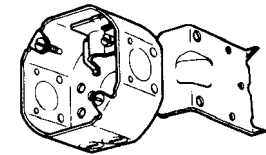
3-0-LCE



3-0-B-1/2



3-0-B-MXN



3-0-LCH

| CAT. NO. | DEPTH (IN.) | CU. IN. CAPACITY | DESCRIPTION | CONSTRUCTION TYPE | STD. CTN. |
|-----------|-------------|------------------|--|-------------------|-----------|
| 3-0-SPL | 1½ | 11.8 | One ½" KO in each of two opposite sides, one ¼" KO in other two sides and one ½" KO in bottom* | Drawn | 50 |
| 3-0-LCE | 1½ | 11.8 | For Non-Metallic Sheathed Cable Two Loom KOs in each of two opposite sides, two ½" KOs in other two sides and one ½" KO in bottom. Two ears, one on each of two opposite sides. Two Loom clamps for use on non-metallic sheathed cable with 10/32 deep-slotted screws assembled* | Drawn | 50 |
| 3-0-B-1/2 | 1½ | 11.8 | One ½" KO in each of three sides, flat bracket on fourth side, with one ½" KO in bottom. Flat bracket offset ½" from face* | — | 50 |
| 3-0-B-MXN | 1½ | 11.8 | For Metal-Clad Cable Two Loom KOs in each of two opposite sides, one ½" KO in side opposite bracket and one ½" KO in bottom. Two MXN clamps for MC, AC/BX and non-metallic sheathed cable (NM) included with 10/32 deep-slotted screws. Clamps are UL Listed for use with cable sizes 14/2 through 10/3 with ground. Flat bracket offset ½" from face* | Drawn | 50 |
| 3-0-LCH | 1½ | 11.8 | For Non-Metallic Sheathed Cable Two Loom KOs in each of two opposite sides, one ½" KO in other two sides and one ½" KO in bottom. Two Loom clamps for use on non-metallic sheathed cable with 10/32 deep-slotted screws assembled. Hanger bracket for overhead work* | Drawn | 50 |

*Uses Steel City® 3½" octagonal extension rings and 300 series rings and covers.


50 lb. maximum loading for fixtures.

Round/Octagon Boxes and Accessories

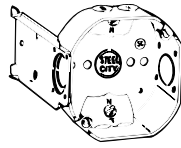
4" Octagon Boxes



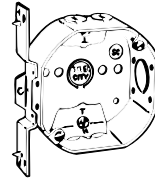
54151 N



54151 NE
Adjustable ears
recessed 5/8"



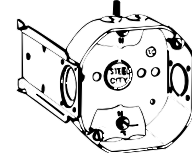
54151 NL
L bracket flush mounted



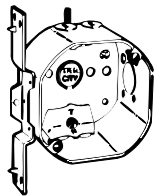
54151 NV
V bracket recessed 1/2"



54171N-25



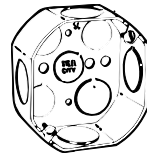
54171 NL
L bracket mounted flush



54171NV-25
V bracket recessed 1/2"



54151 1/2



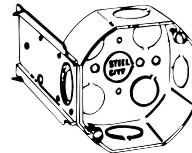
54151 3/4



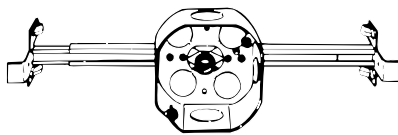
54151 1/2 & 3/4



54151 V 1/2
V bracket
recessed 1/2"



54151 L 1/2
L bracket flush mounted



54151 J 1/2 — Mounted on 6010-DW bar adjustable
10 1/2" to 18 1/2". Offset for 1/2", 3/4" or 7/8" plaster. Maximum
horizontal positioning. 3/8" fixture stud.



54171 1/2-25



54171 3/4



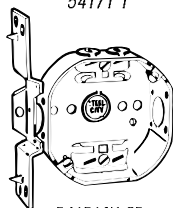
54171 1/2 3/4



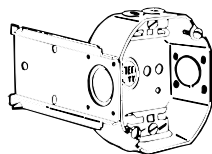
54171 1



54151 A



54151AV-25
V bracket recessed 1/2"



54151 AL
L bracket mounted flush

| CAT. NO. | DEPTH (IN.) | CU. IN. CAPACITY | CLAMPS | BRKTS. | KNOCKOUTS (IN.) | | | | STD. CTN. |
|--|-------------|------------------|--------|-----------------|------------------|-----------------|---------------|----------------|-----------|
| | | | | | EA. SIDE CONDUIT | EA. END CONDUIT | EA. END CABLE | BOTTOM CONDUIT | |
| With Non-Metallic Sheathed Cable Clamps | | | | | | | | | |
| 54151 N | 1 1/2 | 15.8 | C-5 | — | 1-1/2 | — | 2 | 1-1/2 | 50 |
| 54151 NE | 1 1/2 | 15.8 | C-5 | — | 1-1/2 | — | 2 | 1-1/2 | 50 |
| 54151 NL | 1 1/2 | 15.8 | C-5 | L | 1-1/2 | — | 2 | 1-1/2 | 50 |
| 54151 NV | 1 1/2 | 15.8 | C-5 | V | 1-1/2 | — | 2 | 1-1/2 | 50 |
| 54171N-25 | 2 1/2 | 22.5 | C-5 | — | 1-1/2 | — | 2 | 1-1/2 | 50 |
| 54171 NL | 2 1/2 | 22.5 | C-5 | L | 1-1/2 | — | 2 | 1-1/2 | 50 |
| 54171NV-25 | 2 1/2 | 22.5 | C-5 | V | 1-1/2 | — | 2 | 1-1/2 | 25 |
| With Conduit KOs | | | | | | | | | |
| 54151 1/2 | 1 1/2 | 15.8 | — | — | 1-1/2 | 1-1/2 | — | 5-1/2 | 50 |
| 54151 3/4 | 1 1/2 | 15.8 | — | — | 1-3/4 | 1-3/4 | — | 3-1/2 2-3/4 | 50 |
| 54151 1/2 & 3/4 | 1 1/2 | 15.8 | — | — | 1-1/2 | 1-3/4 | — | 3-1/2 2-3/4 | 50 |
| 54151 V 1/2 | 1 1/2 | 15.8 | — | V | 1-1/2 | 1-1/2 | — | 5-1/2 | 25 |
| 54151 L 1/2 | 1 1/2 | 15.8 | — | L | 1-1/2 | 1-1/2 | — | 5-1/2 | 25 |
| 54151 J 1/2 | 1 1/2 | 15.8 | — | With bar hanger | 1-1/2 | 1-1/2 | — | 4-1/2 | 25 |
| 54171 1/2-25 | 2 1/2 | 22.5 | — | 1-1/2" | 1-1/2 | — | 5-1/2 | 50 | — |
| 54171 3/4 | 2 1/2 | 22.5 | — | 1-3/4" | 1-3/4 | — | 3-1/2 | 25 | — |
| 54171 1/2 3/4 | 2 1/2 | 22.5 | — | 1-1/2" | 1-3/4 | — | 3-1/2 | 25 | — |
| 54171 1 | 2 1/2 | 22.5 | — | — | 1-1 | 1-1 | — | 3-1/2 2-3/4 | 25 |
| With Armored Cable/Metal-Clad Clamps | | | | | | | | | |
| 54151 A | 1 1/2 | 15.8 | C-3 | — | 1-1/2 | — | 2 | 1-1/2 | 25 |
| 54151AV-25 | 1 1/2 | 15.8 | C-3 | V | 1-1/2 | — | 2 | 1-1/2 | 50 |
| 54151 AL | 1 1/2 | 15.8 | C-3 | L | 1-1/2 | — | 2 | 1-1/2 | 25 |

50 lb. maximum loading for fixtures.

Round/Octagon Boxes and Accessories

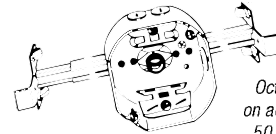
4" Octagon Boxes (continued)

| CAT. NO. | DEPTH (IN.) | CU. IN. CAPACITY | BAR HANGER NUMBER | BAR LGTH. (IN.) | OFFSET FOR | STUD (IN.) | STD. CTN. |
|--|-------------|------------------|-------------------|-----------------|------------|------------|-----------|
| For Non-Metallic Sheathed Cable | | | | | | | |
| 54151 NF | 1½ | 15.8 | 6010-DW | 10½–18½ | — | ¾ | 25 |
| 54151 NO | 1½ | 15.8 | 6010-ADW | 14½–26½ | — | ¾ | 25 |
| 54151 NG | 1½ | 15.8 | 6011-DW | 10½–18½ | — | Fastener | 25 |
| 54151 NP | 1½ | 15.8 | 6011-ADW | 14½–26½ | — | Fastener | 25 |
| For Armored Cable/Metal Clad | | | | | | | |
| 54151 AF | 1½ | 15.8 | 6010-DW | 10½–18½ | Drywall | ¾ | 25 |

50 lb. maximum loading for fixtures.

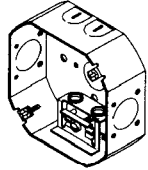


54151 NF
Octagon box mounted on adjustable bar hanger. 50 lb. load max rating.

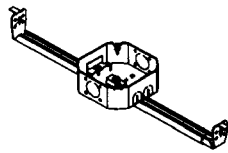


54151 AF
Octagon box mounted on adjustable bar hanger. 50 lb. load max rating.

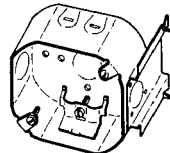
4" Octagon Boxes



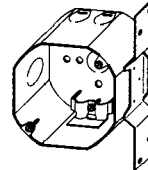
4-OW-MXN



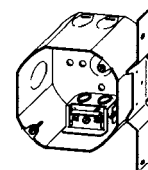
4-OW-LC-BHC




4-O-ULC



4-OD-LCB



4-OD-FB-MXN



4-OD-U-MXN

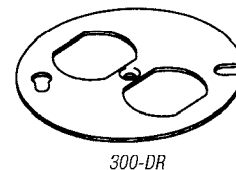
| CAT. NO. | DEPTH (IN.) | CU. IN. CAPACITY | DESCRIPTION | CONSTRUCTION TYPE | STD. CTN. |
|-------------|-------------|------------------|--|-------------------|-----------|
| 4-OW-MXN | 1½ | 15.5 | For Metal-Clad Cable Two Loom KOs in each of two opposite sides, one ½" KO in other two sides and one ½" KO in bottom. Two MXN clamps for MC, AC/BX and non-metallic sheathed cable (NM) included with 10/32 deep-slotted screws. Clamps are UL Listed for use with cable sizes 14/2 through 10/3 with ground* | Welded | 50 |
| 4-OW-LC-BHC | 1½ | 15.5 | For Non-Metallic Sheathed Cable Two Loom KOs in each of two opposite sides, one ½" KO in other two sides. Box mounted with clip to adjustable hanger. Two Loom clamps for use on non-metallic sheathed cable with 10/32 deep-slotted screws assembled* | Welded | 25 |
| 4-O-ULC | 1½ | 15.5 | For Non-Metallic Sheathed Cable Two Loom KOs in each of two opposite sides, ½" KOs in other two sides and one ½" KO in bottom. Two Loom clamps for use on non-metallic sheathed cable with 10/32 deep-slotted screws assembled. U bracket for overhead work* | Drawn | 50 |
| 4-OD-LCB | 2½ | 21.5 | For Non-Metallic Sheathed Cable Two Loom KOs in each of two opposite sides, one ½" KO in side opposite bracket and one ½" KO in bottom. Two Loom clamps for use on non-metallic sheathed cable with 10/32 deep-slotted screws assembled. Flat bracket offset ½" from face* | Drawn | 25 |
| 4-OD-FB-MXN | 2½ | 21.5 | For Metal-Clad Cable Two Loom KOs in each of two opposite sides, one ½" KO in side opposite bracket and one ½" KO in bottom. Two MXN clamps for MC, AC/BX and non-metallic sheathed cable (NM) included with 10/32 deep-slotted screws. Clamps are UL Listed for use with cable sizes 14/2 through 10/3 with ground. Flat bracket offset ½" from face* | Drawn | 25 |
| 4-OD-U-MXN | 2½ | 21.5 | For Metal-Clad Cable Two Loom KOs in each of two opposite sides, one ½" KO in other two sides and one ½" KO in bottom. Two MXN clamps for MC, AC/BX and non-metallic sheathed cable (NM) included with 10/32 deep-slotted screws. Clamps are UL Listed for use with cable sizes 14/2 through 10/3 with ground. U bracket for overhead work* | Drawn | 25 |

*Uses Steel City® 4" octagonal extension rings and 500 series rings and covers. 50 lb. maximum loading for fixtures.

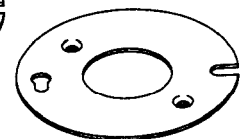
3" Octagon Box Covers

| CAT. NO. | DESCRIPTION | STD. CTN. |
|----------|--|-----------|
| 300-DR | Flat — 3½" diameter For duplex receptacle in center. Screw-hole countersunk* | 25 |
| 300-SR | Flat — 3½" diameter For single receptacle in center. Opening 1.4" in diameter. Screw-holes countersunk* | 25 |

*Fits any Steel City® 3" octagonal outlet box or extension ring.



300-DR



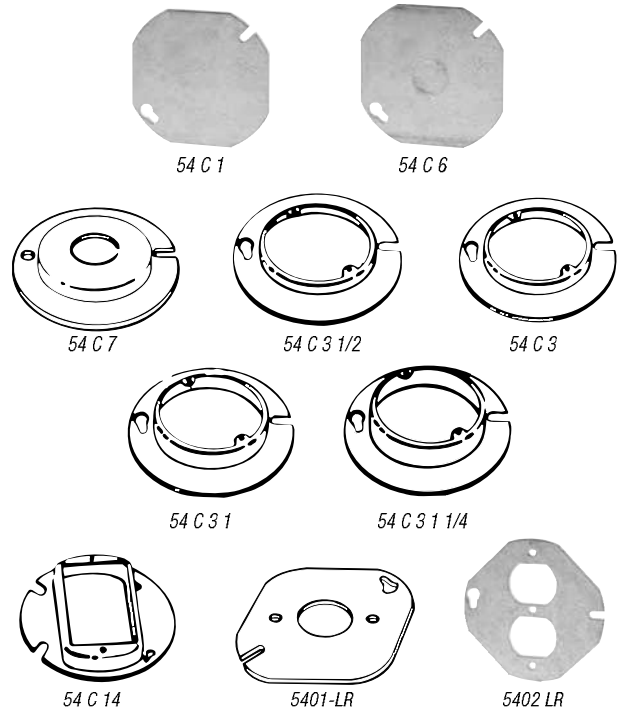
300-SR

Round/Octagon Boxes and Accessories

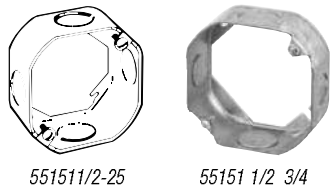
4" Round and Octagon Box Covers

| CAT. NO. | RAISED (IN.) | DESCRIPTION | CU. IN. CAP. | STD. CTN. |
|--------------|--------------|---|--------------|-----------|
| 54 C 1 | — | Flat, blank | — | 50 |
| 54 C 6 | — | Flat, with 1/2" KO | — | 50 |
| 54 C 7 | 3/4 | With 1/2" KO | 3.5 | 25 |
| 54 C 3 1/2 | 1/2 | Center blanked with tapped ears on 2 3/4" centers | 3.0 | 25 |
| 54 C 3 | 3/4 | Center blanked with tapped ears on 2 3/4" centers | 3.5 | 25 |
| 54 C 3 1 | 1 | Center blanked with tapped ears 2 3/2" centers | 5.8 | 25 |
| 54 C 3 1 1/4 | 1 1/4 | Center blanked with tapped ears on 2 3/2" centers | 7.3 | 25 |
| 54 C 14 | 3/4 | For single device | 3.5 | 25 |
| 5401-LR | — | Flat, center blanked for single receptacle — 1 1/2" dia. hole | — | 25 |
| 5402 LR | — | Flat, center blanked for duplex receptacle | — | 25 |

For swivel covers, see accessories section on page A-46.



4" Octagon Box Extension Rings

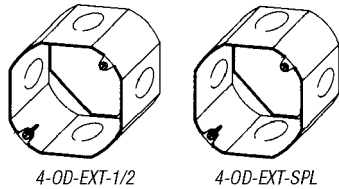


551511/2-25

55151 1/2 3/4

| CAT. NO. | DEPTH (IN.) | CU. IN. CAPACITY | KNOCKOUTS (IN.) | | STD. CTN. |
|-------------------------|-------------|------------------|------------------|-----------------|-----------|
| | | | EA. SIDE CONDUIT | EA. END CONDUIT | |
| <i>With Conduit KOs</i> | | | | | |
| 551511/2-25 | 1 1/2 | 15.8 | 1-1/2 | 1-1/2 | 50 |
| 55151 1/2 3/4 | 1 1/2 | 15.8 | 1-1/2 | 1-3/4 | 25 |

4" Octagon Box Extension Rings



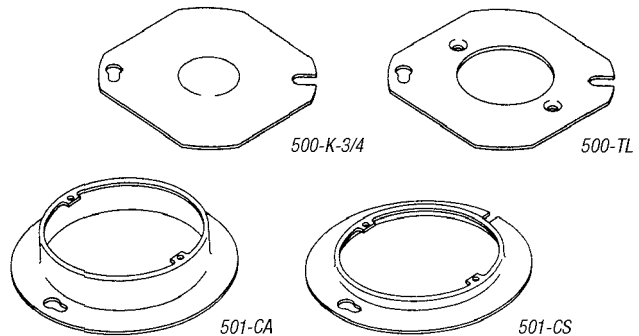
4-OD-EXT-1/2

4-OD-EXT-SPL

| CAT. NO. | DEPTH (IN.) | CU. IN. CAPACITY | DESCRIPTION | CONSTRUCTION TYPE | STD. CTN. |
|--------------|-------------|------------------|--|-------------------|-----------|
| 4-OD-EXT-1/2 | 2 1/2 | 21.5 | Extension Ring One 1/2" KO in each of four sides* | Drawn | 25 |
| 4-OD-EXT-SPL | 2 1/2 | 21.5 | Extension Ring One 1/2" KO in each of two opposite sides and one 3/4" KO in other two sides* | Drawn | 25 |

*Uses Steel City® 4" octagonal outlet boxes and 500 series rings and covers.

4" Octagon Box Rings and Covers



| CAT. NO. | CU. IN. CAPACITY | DESCRIPTION | STD. CTN. |
|-----------|------------------|---|-----------|
| 500-K-3/4 | — | Flat — 4" octagonal One 3/4" KO in center* | 50 |
| 500-TL | — | Flat — 4" octagonal Four-wire twistlock in center. Screw holes countersunk. Opening 1.594" diameter* | 25 |
| 501-CA | 4.5 | 3/4" raised — 4" diameter Open plaster ring with ears. Ears tapped 3/8"-2 3/8" on centers. Special screw-lock feature in slots* | 25 |
| 501-CS | 1.5 | 1/4" raised — 4" diameter Open plaster ring with ears. Ears tapped 3/8"-2 3/8" on centers. Special screw-lock feature in slots* | 25 |

*Fits any Steel City® 4" octagonal outlet box or extension ring.

Round/Octagon Boxes and Accessories

4" Round Boxes

| CAT. NO. | DEPTH (IN.) | CU. IN. CAPACITY | DESCRIPTION | KNOCKOUTS (IN.) | |
|-------------------------|-------------|------------------|---|-----------------|-----------|
| | | | | CONDUIT BOTTOM | STD. CTN. |
| With Conduit KOs | | | | | |
| 56111 | ½ | 6.0 | Steel outlet box | 4-½ | 50 |
| 56111-CFB* | ½ | 6.0 | Ceiling fan box with plastic Romex connector included. NC501-SC | 2-½ | 10 |

*Meets NEC® 314.27(c) up to 35 lb. fan.

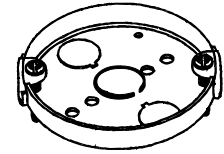
56111-CFB is shipped with plastic cover and all hardware.

50 lb. maximum loading for fixtures.

NEC and National Electrical Code are registered trademarks of the National Fire Protection Association, Inc.



56111



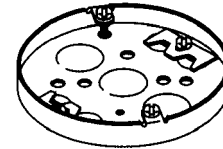
56111-CFB

4" Pancake Boxes

| CAT. NO. | CU. IN. CAPACITY | DESCRIPTION | STD. CTN. |
|----------|------------------|--|-----------|
| 410-LC | 5.8 | For Non-Metallic Sheathed Cable, 4" diameter — ½" deep Three ½" KOs in a line and four Loom KOs at opposite ends in bottom. Furnished with two Loom clamps for non-metallic cable with 10/32 deep-slotted screws and two 8/32 x ½" screws in ears* | 50 |

*Uses Steel City® 500 series covers.

50 lb. maximum loading for fixtures.

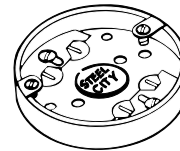


410-LC

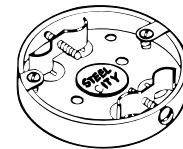
3½" Round Boxes

| CAT. NO. | DEPTH (IN.) | CU. IN. CAPACITY | CLAMPS | KNOCKOUTS (IN.) | | STD. CTN. |
|--|-------------|------------------|--------|-----------------|-------|-----------|
| | | | | BOTTOM CONDUIT | CABLE | |
| With Non-Metallic Sheathed Cable Clamps | | | | | | |
| 36115 C30 | ½ | 4.0 | C-8 | 1-½ | 4 | 30 |
| 36125 D | ¾ | 4.0 | C-10 | 1-½ | 4 | 25 |

50 lb. maximum loading for fixtures.



36115 C30
Cover screws supplied




36125 D
Cover screws supplied

3¼" Pancake Boxes

| CAT. NO. | CU. IN. CAPACITY | DESCRIPTION | STD. CTN. |
|----------|------------------|---|-----------|
| 210-L | 4.0 | For Non-Metallic Sheathed Cable, ¾" diameter — ½" deep. Three ½" KOs in a line with four Loom KOs at opposite ends in bottom. Furnished with two 8/32 x ½" screws* | 100 |

*Uses Steel City® 300 series covers.

50 lb. maximum loading for fixtures.



210-L

Covers for 3½" Round and Octagon Boxes

| CAT. NO. | DESCRIPTION | STD. CTN. |
|----------|-----------------|-----------|
| 24C1-25 | Flat, blank | 100 |
| 24-C-6 | Flat with ½" KO | 25 |



24C1-25



24-C-6

Round/Octagon Boxes and Accessories

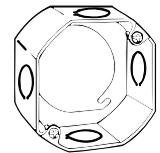
3½" Octagon Boxes

| CAT. NO. | DEPTH (IN.) | CU. IN. CAPACITY | CLAMPS | KNOCKOUTS (IN.) | | | | | STD. CTN. |
|--|-------------|------------------|--------|-----------------|------------------|-----------------|---------------|----------------|-----------|
| | | | | EA. SIDE CLAMPS | EA. SIDE CONDUIT | EA. END CONDUIT | EA. END CABLE | BOTTOM CONDUIT | |
| With Conduit KOs | | | | | | | | | |
| 241511/2-25 | 1½ | 11.8 | — | — | 1-½ | 1-½ | — | 1-½ | 50 |
| 25151 1/2 | 1½ | 11.8 | — | — | 1-½ | 1-½ | — | — | 50 |
| With Non-Metallic Sheathed Cable Clamps | | | | | | | | | |
| 24151N-25 | 1½ | 11.8 | C-5 | — | 1-½ | — | 2 | 1-½ | 50 |
| 24151-NV | 1½ | 11.8 | C-5 | — | 1-½ | — | 2 | 1-½ | 50 |

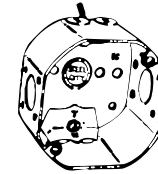
50 lb. maximum loading for fixtures.



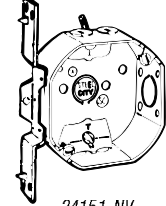
241511/2-25



25151 1/2

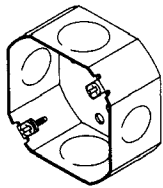


24151N-25

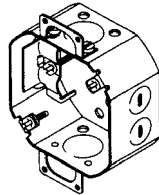


24151-NV
V bracket
recessed ½"

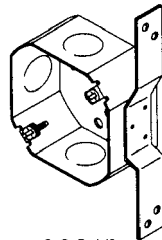
3½" Octagon Boxes



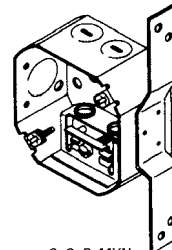
3-0-SPL



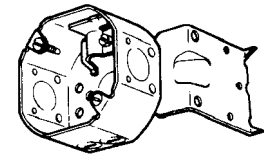
3-0-LCE



3-0-B-1/2



3-0-B-MXN



3-0-LCH

| CAT. NO. | DEPTH (IN.) | CU. IN. CAPACITY | DESCRIPTION | CONSTRUCTION TYPE | STD. CTN. |
|-----------|-------------|------------------|--|-------------------|-----------|
| 3-0-SPL | 1½ | 11.8 | One ½" KO in each of two opposite sides, one ¼" KO in other two sides and one ½" KO in bottom* | Drawn | 50 |
| 3-0-LCE | 1½ | 11.8 | For Non-Metallic Sheathed Cable Two Loom KOs in each of two opposite sides, two ½" KOs in other two sides and one ½" KO in bottom. Two ears, one on each of two opposite sides. Two Loom clamps for use on non-metallic sheathed cable with 10/32 deep-slotted screws assembled* | Drawn | 50 |
| 3-0-B-1/2 | 1½ | 11.8 | One ½" KO in each of three sides, flat bracket on fourth side, with one ½" KO in bottom. Flat bracket offset ½" from face* | — | 50 |
| 3-0-B-MXN | 1½ | 11.8 | For Metal-Clad Cable Two Loom KOs in each of two opposite sides, one ½" KO in side opposite bracket and one ½" KO in bottom. Two MXN clamps for MC, AC/BX and non-metallic sheathed cable (NM) included with 10/32 deep-slotted screws. Clamps are UL Listed for use with cable sizes 14/2 through 10/3 with ground. Flat bracket offset ½" from face* | Drawn | 50 |
| 3-0-LCH | 1½ | 11.8 | For Non-Metallic Sheathed Cable Two Loom KOs in each of two opposite sides, one ½" KO in other two sides and one ½" KO in bottom. Two Loom clamps for use on non-metallic sheathed cable with 10/32 deep-slotted screws assembled. Hanger bracket for overhead work* | Drawn | 50 |

*Uses Steel City® 3½" octagonal extension rings and 300 series rings and covers.


50 lb. maximum loading for fixtures.

Round/Octagon Boxes and Accessories

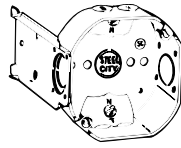
4" Octagon Boxes



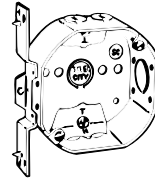
54151 N



54151 NE
Adjustable ears
recessed 5/8"



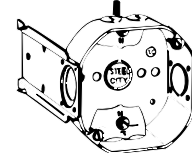
54151 NL
L bracket flush mounted



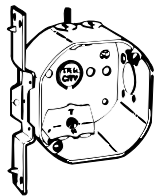
54151 NV
V bracket recessed 1/2"



54171N-25



54171 NL
L bracket mounted flush



54171NV-25
V bracket recessed 1/2"



54151 1/2



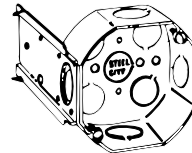
54151 3/4



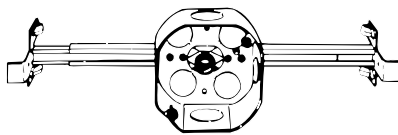
54151 1/2 & 3/4



54151 V 1/2
V bracket
recessed 1/2"



54151 L 1/2
L bracket flush mounted



54151 J 1/2 — Mounted on 6010-DW bar adjustable
10 1/2" to 18 1/2". Offset for 1/2", 3/4" or 7/8" plaster. Maximum
horizontal positioning. 3/8" fixture stud.



54171 1/2-25



54171 3/4



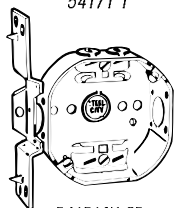
54171 1/2 3/4



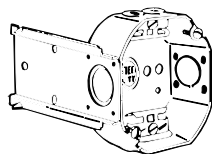
54171 1



54151 A



54151AV-25
V bracket recessed 1/2"



54151 AL
L bracket mounted flush

| CAT. NO. | DEPTH (IN.) | CU. IN. CAPACITY | CLAMPS | BRKTS. | KNOCKOUTS (IN.) | | | | STD. CTN. |
|--|-------------|------------------|--------|-----------------|------------------|-----------------|---------------|----------------|-----------|
| | | | | | EA. SIDE CONDUIT | EA. END CONDUIT | EA. END CABLE | BOTTOM CONDUIT | |
| With Non-Metallic Sheathed Cable Clamps | | | | | | | | | |
| 54151 N | 1 1/2 | 15.8 | C-5 | — | 1-1/2 | — | 2 | 1-1/2 | 50 |
| 54151 NE | 1 1/2 | 15.8 | C-5 | — | 1-1/2 | — | 2 | 1-1/2 | 50 |
| 54151 NL | 1 1/2 | 15.8 | C-5 | L | 1-1/2 | — | 2 | 1-1/2 | 50 |
| 54151 NV | 1 1/2 | 15.8 | C-5 | V | 1-1/2 | — | 2 | 1-1/2 | 50 |
| 54171N-25 | 2 1/2 | 22.5 | C-5 | — | 1-1/2 | — | 2 | 1-1/2 | 50 |
| 54171 NL | 2 1/2 | 22.5 | C-5 | L | 1-1/2 | — | 2 | 1-1/2 | 50 |
| 54171NV-25 | 2 1/2 | 22.5 | C-5 | V | 1-1/2 | — | 2 | 1-1/2 | 25 |
| With Conduit KOs | | | | | | | | | |
| 54151 1/2 | 1 1/2 | 15.8 | — | — | 1-1/2 | 1-1/2 | — | 5-1/2 | 50 |
| 54151 3/4 | 1 1/2 | 15.8 | — | — | 1-3/4 | 1-3/4 | — | 3-1/2 2-3/4 | 50 |
| 54151 1/2 & 3/4 | 1 1/2 | 15.8 | — | — | 1-1/2 | 1-3/4 | — | 3-1/2 2-3/4 | 50 |
| 54151 V 1/2 | 1 1/2 | 15.8 | — | V | 1-1/2 | 1-1/2 | — | 5-1/2 | 25 |
| 54151 L 1/2 | 1 1/2 | 15.8 | — | L | 1-1/2 | 1-1/2 | — | 5-1/2 | 25 |
| 54151 J 1/2 | 1 1/2 | 15.8 | — | With bar hanger | 1-1/2 | 1-1/2 | — | 4-1/2 | 25 |
| 54171 1/2-25 | 2 1/2 | 22.5 | — | 1-1/2" | 1-1/2 | — | 5-1/2 | 50 | — |
| 54171 3/4 | 2 1/2 | 22.5 | — | 1-3/4" | 1-3/4 | — | 3-1/2 | 25 | — |
| 54171 1/2 3/4 | 2 1/2 | 22.5 | — | 1-1/2" | 1-3/4 | — | 3-1/2 | 25 | — |
| 54171 1 | 2 1/2 | 22.5 | — | — | 1-1 | 1-1 | — | 3-1/2 2-3/4 | 25 |
| With Armored Cable/Metal-Clad Clamps | | | | | | | | | |
| 54151 A | 1 1/2 | 15.8 | C-3 | — | 1-1/2 | — | 2 | 1-1/2 | 25 |
| 54151AV-25 | 1 1/2 | 15.8 | C-3 | V | 1-1/2 | — | 2 | 1-1/2 | 50 |
| 54151 AL | 1 1/2 | 15.8 | C-3 | L | 1-1/2 | — | 2 | 1-1/2 | 25 |

50 lb. maximum loading for fixtures.

Round/Octagon Boxes and Accessories

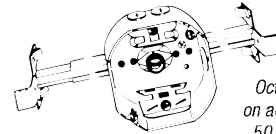
4" Octagon Boxes (continued)

| CAT. NO. | DEPTH (IN.) | CU. IN. CAPACITY | BAR HANGER NUMBER | BAR LGTH. (IN.) | OFFSET FOR | STUD (IN.) | STD. CTN. |
|--|-------------|------------------|-------------------|-----------------|------------|------------|-----------|
| For Non-Metallic Sheathed Cable | | | | | | | |
| 54151 NF | 1½ | 15.8 | 6010-DW | 10½–18½ | — | ¾ | 25 |
| 54151 NO | 1½ | 15.8 | 6010-ADW | 14½–26½ | — | ¾ | 25 |
| 54151 NG | 1½ | 15.8 | 6011-DW | 10½–18½ | — | Fastener | 25 |
| 54151 NP | 1½ | 15.8 | 6011-ADW | 14½–26½ | — | Fastener | 25 |
| For Armored Cable/Metal Clad | | | | | | | |
| 54151 AF | 1½ | 15.8 | 6010-DW | 10½–18½ | Drywall | ¾ | 25 |

50 lb. maximum loading for fixtures.

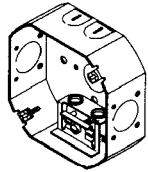


54151 NF
Octagon box mounted on adjustable bar hanger. 50 lb. load max rating.

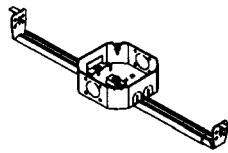


54151 AF
Octagon box mounted on adjustable bar hanger. 50 lb. load max rating.

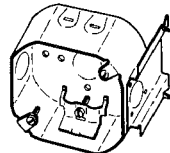
4" Octagon Boxes



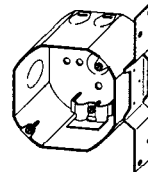
4-OW-MXN



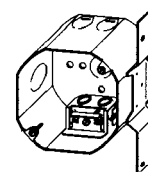
4-OW-LC-BHC




4-O-ULC



4-OD-LCB



4-OD-FB-MXN



4-OD-U-MXN

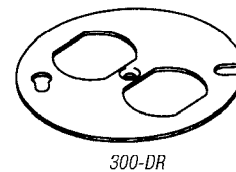
| CAT. NO. | DEPTH (IN.) | CU. IN. CAPACITY | DESCRIPTION | CONSTRUCTION TYPE | STD. CTN. |
|-------------|-------------|------------------|--|-------------------|-----------|
| 4-OW-MXN | 1½ | 15.5 | For Metal-Clad Cable Two Loom KOs in each of two opposite sides, one ½" KO in other two sides and one ½" KO in bottom. Two MXN clamps for MC, AC/BX and non-metallic sheathed cable (NM) included with 10/32 deep-slotted screws. Clamps are UL Listed for use with cable sizes 14/2 through 10/3 with ground* | Welded | 50 |
| 4-OW-LC-BHC | 1½ | 15.5 | For Non-Metallic Sheathed Cable Two Loom KOs in each of two opposite sides, one ½" KO in other two sides. Box mounted with clip to adjustable hanger. Two Loom clamps for use on non-metallic sheathed cable with 10/32 deep-slotted screws assembled* | Welded | 25 |
| 4-O-ULC | 1½ | 15.5 | For Non-Metallic Sheathed Cable Two Loom KOs in each of two opposite sides, ½" KOs in other two sides and one ½" KO in bottom. Two Loom clamps for use on non-metallic sheathed cable with 10/32 deep-slotted screws assembled. U bracket for overhead work* | Drawn | 50 |
| 4-OD-LCB | 2½ | 21.5 | For Non-Metallic Sheathed Cable Two Loom KOs in each of two opposite sides, one ½" KO in side opposite bracket and one ½" KO in bottom. Two Loom clamps for use on non-metallic sheathed cable with 10/32 deep-slotted screws assembled. Flat bracket offset ½" from face* | Drawn | 25 |
| 4-OD-FB-MXN | 2½ | 21.5 | For Metal-Clad Cable Two Loom KOs in each of two opposite sides, one ½" KO in side opposite bracket and one ½" KO in bottom. Two MXN clamps for MC, AC/BX and non-metallic sheathed cable (NM) included with 10/32 deep-slotted screws. Clamps are UL Listed for use with cable sizes 14/2 through 10/3 with ground. Flat bracket offset ½" from face* | Drawn | 25 |
| 4-OD-U-MXN | 2½ | 21.5 | For Metal-Clad Cable Two Loom KOs in each of two opposite sides, one ½" KO in other two sides and one ½" KO in bottom. Two MXN clamps for MC, AC/BX and non-metallic sheathed cable (NM) included with 10/32 deep-slotted screws. Clamps are UL Listed for use with cable sizes 14/2 through 10/3 with ground. U bracket for overhead work* | Drawn | 25 |

*Uses Steel City® 4" octagonal extension rings and 500 series rings and covers. 50 lb. maximum loading for fixtures.

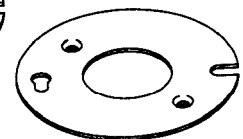
3" Octagon Box Covers

| CAT. NO. | DESCRIPTION | STD. CTN. |
|----------|--|-----------|
| 300-DR | Flat — 3½" diameter For duplex receptacle in center. Screw-hole countersunk* | 25 |
| 300-SR | Flat — 3½" diameter For single receptacle in center. Opening 1.4" in diameter. Screw-holes countersunk* | 25 |

*Fits any Steel City® 3" octagonal outlet box or extension ring.



300-DR



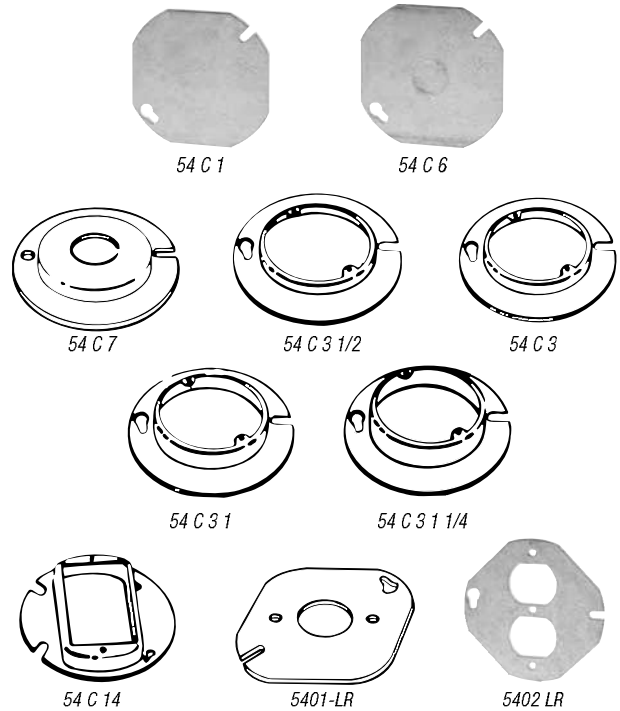
300-SR

Round/Octagon Boxes and Accessories

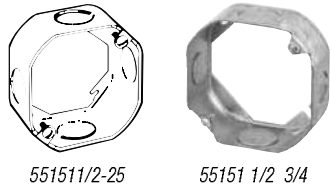
4" Round and Octagon Box Covers

| CAT. NO. | RAISED (IN.) | DESCRIPTION | CU. IN. CAP. | STD. CTN. |
|--------------|--------------|---|--------------|-----------|
| 54 C 1 | — | Flat, blank | — | 50 |
| 54 C 6 | — | Flat, with 1/2" KO | — | 50 |
| 54 C 7 | 3/4 | With 1/2" KO | 3.5 | 25 |
| 54 C 3 1/2 | 1/2 | Center blanked with tapped ears on 2 3/4" centers | 3.0 | 25 |
| 54 C 3 | 3/4 | Center blanked with tapped ears on 2 3/4" centers | 3.5 | 25 |
| 54 C 3 1 | 1 | Center blanked with tapped ears 2 3/2" centers | 5.8 | 25 |
| 54 C 3 1 1/4 | 1 1/4 | Center blanked with tapped ears on 2 3/2" centers | 7.3 | 25 |
| 54 C 14 | 3/4 | For single device | 3.5 | 25 |
| 5401-LR | — | Flat, center blanked for single receptacle — 1 1/2" dia. hole | — | 25 |
| 5402 LR | — | Flat, center blanked for duplex receptacle | — | 25 |

For swivel covers, see accessories section on page A-46.



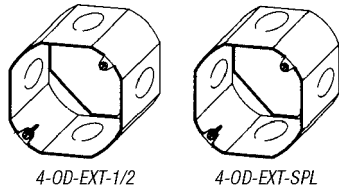
4" Octagon Box Extension Rings



551511/2-25 55151 1/2 3/4

| CAT. NO. | DEPTH (IN.) | CU. IN. CAPACITY | KNOCKOUTS (IN.) | | STD. CTN. |
|-------------------------|-------------|------------------|------------------|-----------------|-----------|
| | | | EA. SIDE CONDUIT | EA. END CONDUIT | |
| <i>With Conduit KOs</i> | | | | | |
| 551511/2-25 | 1 1/2 | 15.8 | 1-1/2 | 1-1/2 | 50 |
| 55151 1/2 3/4 | 1 1/2 | 15.8 | 1-1/2 | 1-3/4 | 25 |

4" Octagon Box Extension Rings

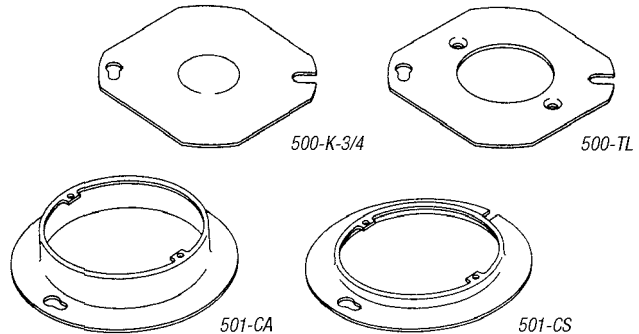


4-OD-EXT-1/2 4-OD-EXT-SPL

| CAT. NO. | DEPTH (IN.) | CU. IN. CAPACITY | DESCRIPTION | CONSTRUCTION TYPE | STD. CTN. |
|--------------|-------------|------------------|--|-------------------|-----------|
| 4-OD-EXT-1/2 | 2 1/2 | 21.5 | Extension Ring One 1/2" KO in each of four sides* | Drawn | 25 |
| 4-OD-EXT-SPL | 2 1/2 | 21.5 | Extension Ring One 1/2" KO in each of two opposite sides and one 3/4" KO in other two sides* | Drawn | 25 |

*Uses Steel City® 4" octagonal outlet boxes and 500 series rings and covers.

4" Octagon Box Rings and Covers



| CAT. NO. | CU. IN. CAPACITY | DESCRIPTION | STD. CTN. |
|-----------|------------------|---|-----------|
| 500-K-3/4 | — | Flat — 4" octagonal One 3/4" KO in center* | 50 |
| 500-TL | — | Flat — 4" octagonal Four-wire twistlock in center. Screw holes countersunk. Opening 1.594" diameter* | 25 |
| 501-CA | 4.5 | 3/4" raised — 4" diameter Open plaster ring with ears. Ears tapped 3/32"-2 3/32" on centers. Special screw-lock feature in slots* | 25 |
| 501-CS | 1.5 | 1/4" raised — 4" diameter Open plaster ring with ears. Ears tapped 3/32"-2 3/32" on centers. Special screw-lock feature in slots* | 25 |

*Fits any Steel City® 4" octagonal outlet box or extension ring.