

Type UA

UL Listed, CSA Certified
Liquid-Tight Flexible Metal Conduit (LFMC)

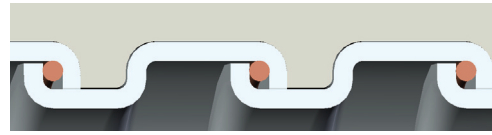


Construction

- Constructed of continuously interlocked hot dipped zinc galvanized steel core for exceptional crush and corrosion resistance.
- Durable, sunlight resistant and flame retardant thermoplastic PVC jacket that resists heat, oil and chemical breakdown.
- Convenient markings in feet for easy measurement

Installation

- Conduit used with standard liquid-tight fitting for easy installation. IP 67 Rated when installed with approved fittings.
- Approved for both exposed and concealed locations. Rated for temperature ranges -40°F to +176°F (-40°C to +80°C).
- Approved as an equipment grounding conductor in sizes 3/8" through 1-1/4" if the total grounding path is 6 ft. or less, and the circuit conductors are protected by overcurrent devices rated at 20 amps or less for 3/8" and 1/2" and 60 amps or less for 3/4" through 1-1/4".
- Suitable for use in hazardous locations per NEC Articles 501 Class I Div. 2, Article 502 Class II Div. 1 & 2, Article 503 Class III Div. 1 & 2.
- Manufactured in a full range of trade sizes from 3/8" through 4".
- Approved for direct burial and in concrete trade sizes 3/8" through 4".
- Complies with UL Standard 360 File No. E18917; CSA C22.2 File No. 158897; and NEC Article 350.



Square-Locked Design with integral bonding wire 3/8" through 1-1/4"



Interlocked Design 1-1/2" through 4" with no bonding wire

NEC Articles

- Article 250.118 (6) Equipment Grounding
- Article 300.22 (D) Information Technology Equipment
- Article 350 Liquid-Tight Flexible Metal Conduit (LFMC)
- Article 501.10 (B) (2) Class I Div. 2
- Article 502.10 (A) (2) and (B) (2) Class II Div. 1 & 2
- Article 503.10 (A) (3) and (B) Class III Div. 1 & 2
- Article 620.21 Elevator Wiring Methods
- Article 645.5 (E) (2) Under Raised Floors

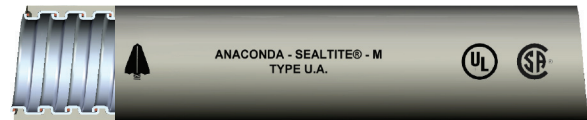
See pages 23-28 for fittings



U.L. LISTED • CSA CERTIFIED • RoHS WEEE COMPLIANT

Type UA

Gray or Black thermoplastic PVC jacket with integral bonding wire 3/8" through 1-1/4"



Product Specifications

Ordering Information

Electrical Trade Size		Inside Diameter		Outside Diameter		Approx Inside Bend Radius	Approx Weight lbs.	Small Carton		Standard Carton		Small Reels		Standard Reels	
Inches	mm	Inches		Inches		Inches	PER 100 FT.	Length Feet	NAED PIN	Length Feet	NAED PIN	Length Feet	NAED PIN	Length Feet	NAED PIN
		MIN.	MAX.	MIN.	MAX.										
3/8	12	.484	.504	.690	.710	3.0	25	100	34202	200	34201	800	34204	1500	34203
1/2	16	.622	.642	.822	.840	3.5	29	100	34212	200	34211	500	34214	1000	34213
3/4	21	.820	.840	1.030	1.050	5.0	44	100	34222	150	34221	500	34228	1000	34229
1	27	1.041	1.066	1.290	1.315	6.0	73			100	34231	400	34238		
1-1/4	35	1.380	1.410	1.630	1.660	7.0	100			50	34241	250	34248		
1-1/2	41	1.575	1.600	1.865	1.900	5.5	112			50	34251	150	34254		
2	53	2.020	2.045	2.340	2.375	7.0	148			50	34261	100	34268		
2-1/2	63	2.480	2.505	2.840	2.875	9.5	182			25	34272			100	34274
3	78	3.070	3.100	3.460	3.500	15	255			25	34281			100	34284
3-1/2	91	3.500	3.540	3.960	4.000	16	314			25	34301			100	34304
4	103	4.000	4.040	4.460	4.500	17	362			25	34291			100	34294

Note: 1. Gray - Specification above.
2. Black - Change third number in NAED code to "0".
3. Other Colors are available upon request.
4. 3/8" - 3/4" available in 25' and 50' cut lengths
5. Large reel sizes available upon request.

TYPICAL SPECIFICATION:

Conduit shall be Anaconda SEALTITE® Type UA. Conduit shall provide a flexible liquid-tight raceway for wiring and shall be constructed of continuously interlocked hot dipped zinc galvanized steel core with an integral bonding wire in sizes 3/8" thru 1-1/4". Conduit shall have a sunlight resistant and flame retardant PVC jacket in electrical trade sizes 3/8" thru 4". Conduit shall be UL listed, CSA certified and IP 66/67 rated when installed with approved end fittings.

Type UA

UL Listed, CSA Certified
Liquid-Tight Flexible Metal Conduit (LFMC)

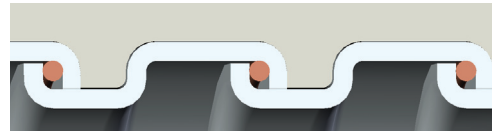


Construction

- Constructed of continuously interlocked hot dipped zinc galvanized steel core for exceptional crush and corrosion resistance.
- Durable, sunlight resistant and flame retardant thermoplastic PVC jacket that resists heat, oil and chemical breakdown.
- Convenient markings in feet for easy measurement

Installation

- Conduit used with standard liquid-tight fitting for easy installation. IP 67 Rated when installed with approved fittings.
- Approved for both exposed and concealed locations. Rated for temperature ranges -40°F to +176°F (-40°C to +80°C).
- Approved as an equipment grounding conductor in sizes 3/8" through 1-1/4" if the total grounding path is 6 ft. or less, and the circuit conductors are protected by overcurrent devices rated at 20 amps or less for 3/8" and 1/2" and 60 amps or less for 3/4" through 1-1/4".
- Suitable for use in hazardous locations per NEC Articles 501 Class I Div. 2, Article 502 Class II Div. 1 & 2, Article 503 Class III Div. 1 & 2.
- Manufactured in a full range of trade sizes from 3/8" through 4".
- Approved for direct burial and in concrete trade sizes 3/8" through 4".
- Complies with UL Standard 360 File No. E18917; CSA C22.2 File No. 158897; and NEC Article 350.



Square-Locked Design with integral bonding wire 3/8" through 1-1/4"



Interlocked Design 1-1/2" through 4" with no bonding wire

NEC Articles

- Article 250.118 (6) Equipment Grounding
- Article 300.22 (D) Information Technology Equipment
- Article 350 Liquid-Tight Flexible Metal Conduit (LFMC)
- Article 501.10 (B) (2) Class I Div. 2
- Article 502.10 (A) (2) and (B) (2) Class II Div. 1 & 2
- Article 503.10 (A) (3) and (B) Class III Div. 1 & 2
- Article 620.21 Elevator Wiring Methods
- Article 645.5 (E) (2) Under Raised Floors

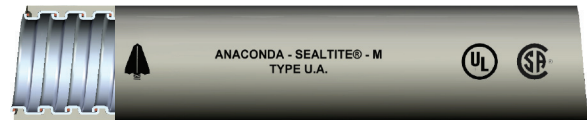
See pages 23-28 for fittings



U.L. LISTED • CSA CERTIFIED • RoHS WEEE COMPLIANT

Type UA

Gray or Black thermoplastic PVC jacket with integral bonding wire 3/8" through 1-1/4"



Product Specifications

Ordering Information

Electrical Trade Size		Inside Diameter		Outside Diameter		Approx Inside Bend Radius	Approx Weight lbs.	Small Carton		Standard Carton		Small Reels		Standard Reels	
Inches	mm	Inches		Inches		Inches	PER 100 FT.	Length Feet	NAED PIN	Length Feet	NAED PIN	Length Feet	NAED PIN	Length Feet	NAED PIN
		MIN.	MAX.	MIN.	MAX.										
3/8	12	.484	.504	.690	.710	3.0	25	100	34202	200	34201	800	34204	1500	34203
1/2	16	.622	.642	.822	.840	3.5	29	100	34212	200	34211	500	34214	1000	34213
3/4	21	.820	.840	1.030	1.050	5.0	44	100	34222	150	34221	500	34228	1000	34229
1	27	1.041	1.066	1.290	1.315	6.0	73			100	34231	400	34238		
1-1/4	35	1.380	1.410	1.630	1.660	7.0	100			50	34241	250	34248		
1-1/2	41	1.575	1.600	1.865	1.900	5.5	112			50	34251	150	34254		
2	53	2.020	2.045	2.340	2.375	7.0	148			50	34261	100	34268		
2-1/2	63	2.480	2.505	2.840	2.875	9.5	182			25	34272			100	34274
3	78	3.070	3.100	3.460	3.500	15	255			25	34281			100	34284
3-1/2	91	3.500	3.540	3.960	4.000	16	314			25	34301			100	34304
4	103	4.000	4.040	4.460	4.500	17	362			25	34291			100	34294

Note: 1. Gray - Specification above.
2. Black - Change third number in NAED code to "0".
3. Other Colors are available upon request.
4. 3/8" - 3/4" available in 25' and 50' cut lengths
5. Large reel sizes available upon request.

TYPICAL SPECIFICATION:

Conduit shall be Anaconda SEALTITE® Type UA. Conduit shall provide a flexible liquid-tight raceway for wiring and shall be constructed of continuously interlocked hot dipped zinc galvanized steel core with an integral bonding wire in sizes 3/8" thru 1-1/4". Conduit shall have a sunlight resistant and flame retardant PVC jacket in electrical trade sizes 3/8" thru 4". Conduit shall be UL listed, CSA certified and IP 66/67 rated when installed with approved end fittings.