

Get Ready for Your Next Power Outage

The most affordable way to restore power to your home or business safely and conveniently with a portable generator.



Model 20216V for 6 circuits 5000 watts

Our classic, “vintage” transfer switch first introduced in 1982.

Safely feed generator power during an outage to important circuits in a home or small building.

It’s so easy and affordable – you can’t afford NOT to be generator-ready!

FEATURES:

- **Simple** – Two standard models make selection and stocking easy.
- **Safe** – Each unit includes a Generator and Utility breaker mechanically interlocked to prevent dangerous utility or generator backfeeding thereby avoiding property damage and serious injury to electrical workers.
- **Fast installation** – Each unit comes prewired with conduit, fittings and all wires clearly marked. NEMA 1-rated cabinet is suitable for surface mounting indoors so installation is a cinch.
- **Expandable** – Each model includes 6 or 8 branch circuit breakers, but can accommodate up to 10 circuits – so as your needs change, just expand it!
- **Flexible Connections** – Allows hardwiring OR plug-in generator connections. A closing plate to cover the inlet is provided when hardwiring is desired.
- **Easy Maintenance** – Interchangeable type circuit breakers make it easy to reconfigure, replace or expand the circuits in your transfer switch.
- **Attractive, Durable** – Code-gauge metal cabinet has flat front cover and powder-coat finish that won’t rust or chip.
- **Dual wattmeters** – Help you balance and monitor generator loads.
- **Copper bus** – For increased reliability
- Handles both inductive and resistive loads
- **Warranty** – Two years on parts and workmanship
- Protected by US Patent 6,861,596 B2 and additional Patents pending.

Configurations:

Model	15116V	30116V	20216V	30216V	30310V
# CIRCUITS	6	6	6	6	10
MAX WATTS	1875	3750	5000	7500	7500
AMPERAGE	15 A @ 120V	30 A @ 120V	20A @ 120/240V	30A @ 120/240V	30A @ 120/240V
ENCLOSURE	NEMA 1	NEMA 1	NEMA 1	NEMA 1	NEMA 1
NEMA CONFIG. of MALE INLET	5-15	L5-30	L14-20	L14-30	L14-30
USE WITH POWER INLET BOX MODEL	Use Extension cord	530V 53002	1420V 14202	1430V 14302	1430V 14302
NEMA Config. of Male Inlet	5-15	L5-30	L14-20	L14-30	L14-30
Power Up These Essential Loads	Refrigerator Microwave Lights Television/Radio	Refrigerator Furnace Fan Lights Well Pump Television Misc. Kitchen Circuits	Refrigerator Furnace Fan Lights Well Pump Television Misc. Kitchen Circuits	Refrigerator Furnace Fan Lights Well Pump Television Misc. Kitchen Circuits	Refrigerator Furnace Fan Lights Well Pump Television Misc. Kitchen Circuits

MADE WITH
 COMPONENTS

PREWIRED GENERATOR TRANSFER SWITCHES

System Includes:

- Prewired transfer switch with six 3-position switches, push-to-reset circuit breakers, male power inlet, wiring harness with 18" of flexible conduit and fittings, all wires clearly marked, wire connectors, and a closing plate when hardwiring is desired.

Installer Features:

- Prewired for faster installation
- Flexible connections to load center – From bottom or either lower side of load center
- Flexible generator connections – Accommodates plug-in or hardwired connections. Closing plate provided for hardwired installations.

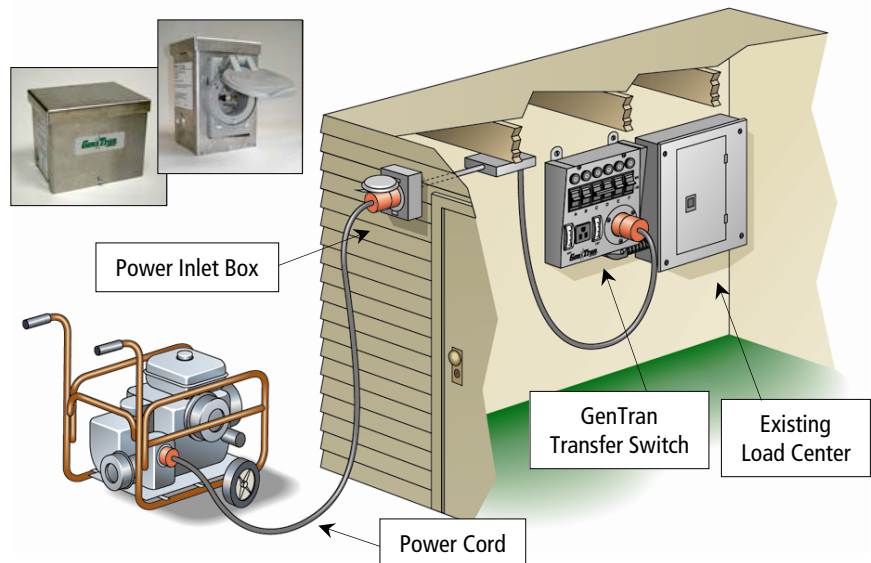
Also Available – Transfer Switch KITS

Some Vintage series transfer switches are available in a convenient kit – which includes a 25 foot power cord and power inlet box. Everything you need for a safe generator installation in one carton.

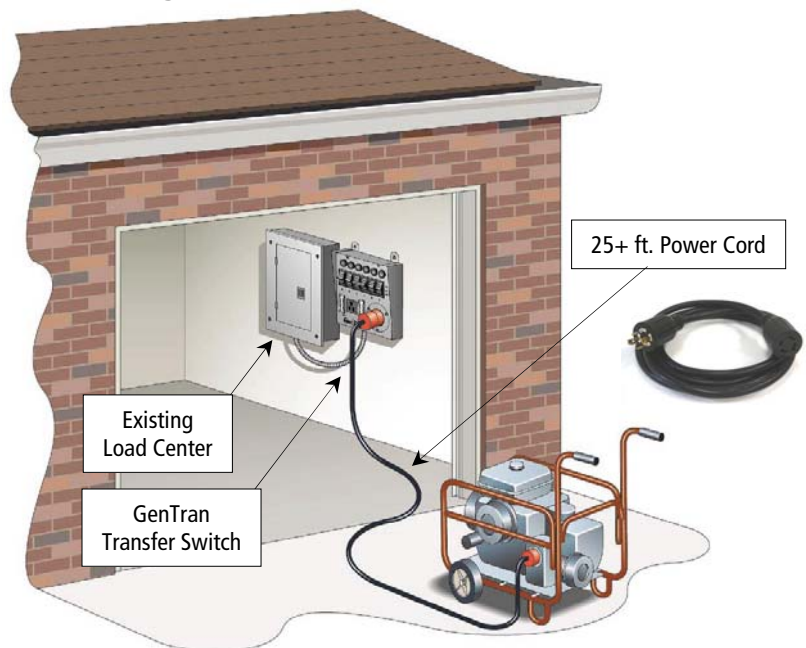


The 2002 National Electrical Code mandates that a transfer switch be installed with ALL standby power systems, including portable generators. During a power outage, a transfer switch safely isolates those circuits using generator power from the rest of the house or building, so the danger of backfeeding the electrical utility is eliminated. All GenTran™ transfer systems meet the requirements of Article 702.6 for Optional Standby Systems.

Typical Basement Installation:



Typical Garage Installation:



IMPORTANT This product must be installed by a professional electrician familiar with residential or commercial electrical wiring and building codes. This system must be installed in accordance with all national and local codes and ordinances. Never operate a generator indoors or in an enclosed area. Make sure generator is at least 5 feet away from any door or window opening!

GenTran
CORPORATION

P.O. Box 1001, Alpharetta, GA 30009-1001
Toll Free 1-888-GEN-TRAN
Fax: 770-552-7756
www.gen-tran.com

Get Ready for Your Next Power Outage

The most affordable way to restore power to your home or business safely and conveniently with a portable generator.



Model 20216V for 6 circuits 5000 watts

Our classic, “vintage” transfer switch first introduced in 1982.

Safely feed generator power during an outage to important circuits in a home or small building.

It’s so easy and affordable – you can’t afford NOT to be generator-ready!

FEATURES:

- **Simple** – Two standard models make selection and stocking easy.
- **Safe** – Each unit includes a Generator and Utility breaker mechanically interlocked to prevent dangerous utility or generator backfeeding thereby avoiding property damage and serious injury to electrical workers.
- **Fast installation** – Each unit comes prewired with conduit, fittings and all wires clearly marked. NEMA 1-rated cabinet is suitable for surface mounting indoors so installation is a cinch.
- **Expandable** – Each model includes 6 or 8 branch circuit breakers, but can accommodate up to 10 circuits – so as your needs change, just expand it!
- **Flexible Connections** – Allows hardwiring OR plug-in generator connections. A closing plate to cover the inlet is provided when hardwiring is desired.
- **Easy Maintenance** – Interchangeable type circuit breakers make it easy to reconfigure, replace or expand the circuits in your transfer switch.
- **Attractive, Durable** – Code-gauge metal cabinet has flat front cover and powder-coat finish that won’t rust or chip.
- **Dual wattmeters** – Help you balance and monitor generator loads.
- **Copper bus** – For increased reliability
- Handles both inductive and resistive loads
- **Warranty** – Two years on parts and workmanship
- Protected by US Patent 6,861,596 B2 and additional Patents pending.

Configurations:

Model	15116V	30116V	20216V	30216V	30310V
# CIRCUITS	6	6	6	6	10
MAX WATTS	1875	3750	5000	7500	7500
AMPERAGE	15 A @ 120V	30 A @ 120V	20A @ 120/240V	30A @ 120/240V	30A @ 120/240V
ENCLOSURE	NEMA 1	NEMA 1	NEMA 1	NEMA 1	NEMA 1
NEMA CONFIG. of MALE INLET	5-15	L5-30	L14-20	L14-30	L14-30
USE WITH POWER INLET BOX MODEL	Use Extension cord	530V 53002	1420V 14202	1430V 14302	1430V 14302
NEMA Config. of Male Inlet	5-15	L5-30	L14-20	L14-30	L14-30
Power Up These Essential Loads	Refrigerator Microwave Lights Television/Radio	Refrigerator Furnace Fan Lights Well Pump Television Misc. Kitchen Circuits	Refrigerator Furnace Fan Lights Well Pump Television Misc. Kitchen Circuits	Refrigerator Furnace Fan Lights Well Pump Television Misc. Kitchen Circuits	Refrigerator Furnace Fan Lights Well Pump Television Misc. Kitchen Circuits

MADE WITH
 COMPONENTS



PO Box 1001 Alpharetta, GA 30009
 1-888-GEN-TRAN
www.gen-tran.com

PREWIRED GENERATOR TRANSFER SWITCHES

System Includes:

- Prewired transfer switch with six 3-position switches, push-to-reset circuit breakers, male power inlet, wiring harness with 18" of flexible conduit and fittings, all wires clearly marked, wire connectors, and a closing plate when hardwiring is desired.

Installer Features:

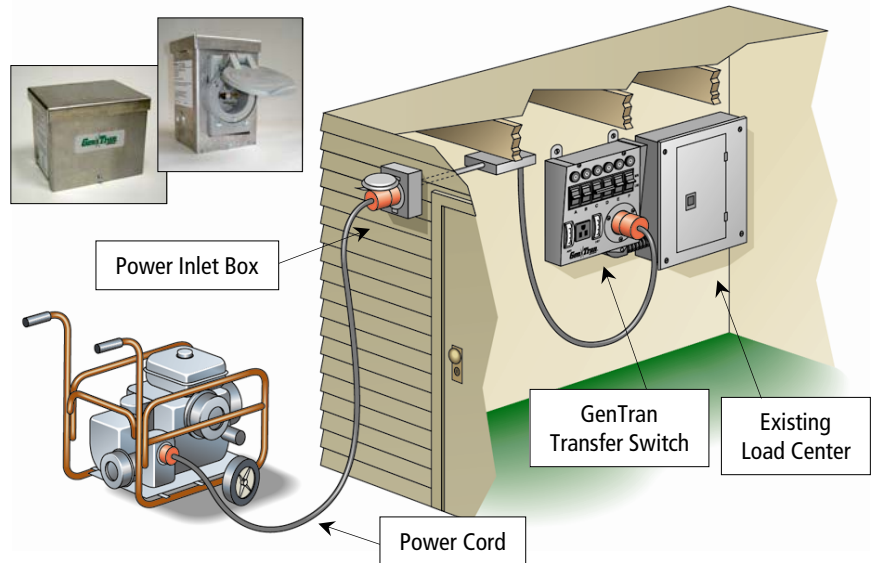
- Prewired for faster installation
- Flexible connections to load center – From bottom or either lower side of load center
- Flexible generator connections – Accommodates plug-in or hardwired connections. Closing plate provided for hardwired installations.

Also Available – Transfer Switch KITS

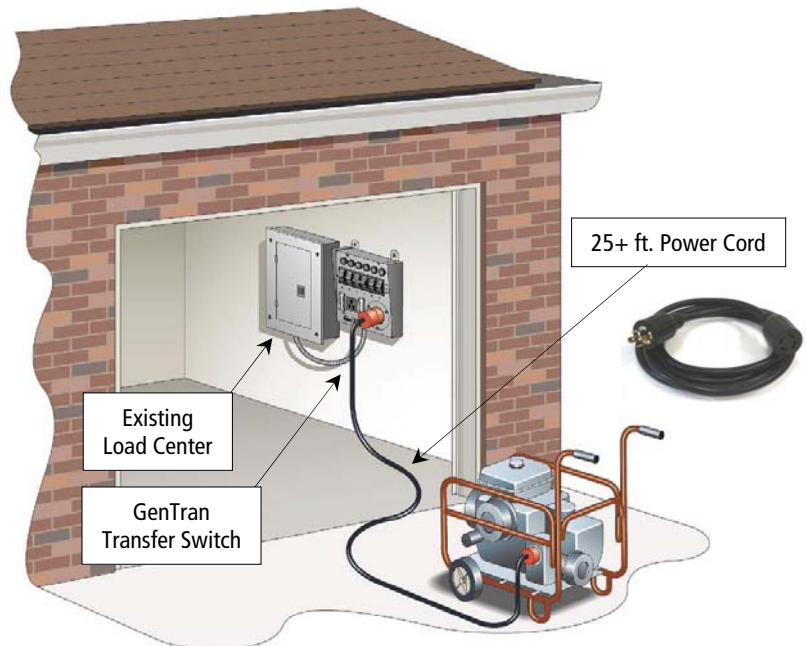
Some Vintage series transfer switches are available in a convenient kit – which includes a 25 foot power cord and power inlet box. Everything you need for a safe generator installation in one carton.



Typical Basement Installation:



Typical Garage Installation:



The 2002 National Electrical Code mandates that a transfer switch be installed with ALL standby power systems, including portable generators. During a power outage, a transfer switch safely isolates those circuits using generator power from the rest of the house or building, so the danger of backfeeding the electrical utility is eliminated. All GenTran™ transfer systems meet the requirements of Article 702.6 for Optional Standby Systems.

IMPORTANT This product must be installed by a professional electrician familiar with residential or commercial electrical wiring and building codes. This system must be installed in accordance with all national and local codes and ordinances. Never operate a generator indoors or in an enclosed area. Make sure generator is at least 5 feet away from any door or window opening!

GenTran
CORPORATION

P.O. Box 1001, Alpharetta, GA 30009-1001
Toll Free 1-888-GEN-TRAN
Fax: 770-552-7756
www.gen-tran.com