

# 1100 SERIES

SAME DAY ON/OFF  
TIMES EACH DAY  
24 HOUR TIME SWITCH



## APPLICATIONS



- Lighting
  - Pumps
  - Signs
  - Air conditioning
  - Water heaters
  - Fans
- Automatic ON/OFF control when operation is required at the same time every day.

## FEATURES

**SCHEDULING:** Minimum ON is setting 20 minutes with a minimum OFF setting of 75 minutes. Dial accommodates up to 12 pairs of trippers. One pair included.

**MANUAL OVERRIDE:** Until the next regularly scheduled ON or OFF automatic operation then resumes.

## ORDERING INFO

CATALOG NO.	UPC CODE	INPUT SUPPLY (VAC) 60Hz	OUTPUT CONTACTS	ENCLOSURE TYPE
1101	10011	120	SPST	Metal Indoor NEMA 1
1101-N	10040	120	SPST	Noryl® Indoor/Outdoor NEMA 3R
1101-NC	10053	120	SPST	Noryl® Indoor/Outdoor w/ clear Lexan® cover
1101-O	10015	120	SPST	Metal Indoor/Outdoor NEMA 3
1101-M	10022	120	SPST	Mechanism
1101-M-IAP	10052	120	SPST	Mechanism and mounting plate
1101-7	10033	347	SPST	Metal Indoor NEMA 1
1102	10012	208-277	SPST	Metal Indoor NEMA 1
1102-N	10045	208-277	SPST	Noryl® Indoor/Outdoor NEMA 3R
1102-O	10046	208-277	SPST	Metal Indoor/Outdoor NEMA 3
1102-M	10035	208-277	SPST	Mechanism
1103	10013	120	DPST	Metal Indoor NEMA 1
1103-N	10041	120	DPST	Noryl® Indoor/Outdoor NEMA 3R
1103-NC	10054	120	DPST	Noryl® Indoor/Outdoor w/ clear Lexan® cover
1103-O	10016	120	DPST	Metal Indoor/Outdoor NEMA 3
1103-M	10023	120	DPST	Mechanism
1104	10014	208-277	DPST	Metal Indoor NEMA 1
1104-N	10042	208-277	DPST	Noryl® Indoor/Outdoor NEMA 3R
1104-NC	10055	208-277	DPST	Noryl® Indoor/Outdoor w/ clear Lexan® cover
1104-O	10017	208-277	DPST	Metal Indoor/Outdoor NEMA 3
1104-M	10014	208-277	DPST	Mechanism
1104-M-IAP	10051	208-277	DPST	Mechanism and mounting plate
Replacement Trippers	Order #P47 for a pair of ON/OFF trippers			
Replacement Motor	#101 (120V) & #201 (208-277V) For Astronomic Conversion: Order #Z KIT			



## SPECIFICATIONS

**INPUT VOLTAGE:** 120 or 208-277 VAC  
60 Hz, varies by model.

**TIMING ACCURACY:** Line frequency.

**TERMINAL RANGE:** #8 - #14 AWG.

**OPERATING TEMPERATURE:**  
-40° to 165°F (-40° to +74°C).

**POWER CONSUMPTION:**  
3 watts maximum.

**ENCLOSURE:** Lockable hasp. Type varies by model (see page 153 for enclosure dimensions).

### OTHER MOUNTINGS:

Intermatic® Adaptor Plate model #IAP allows any 1100 series to fit into an Intermatic case.

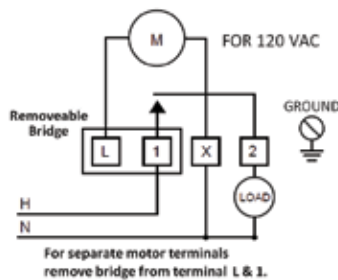
## CONTACT RATINGS

TYPE	VOLTAGE	CONTACT RATING
General Purpose	120 -277VAC single phase	40A
Resistive	120 -277VAC single phase	40A
Tungsten	120VAC	40A
Inductive	120, 277VAC single phase	20A
Pilot Duty	120 -277VAC	1000VA
Motor	120VAC	2HP
	240VAC	5HP

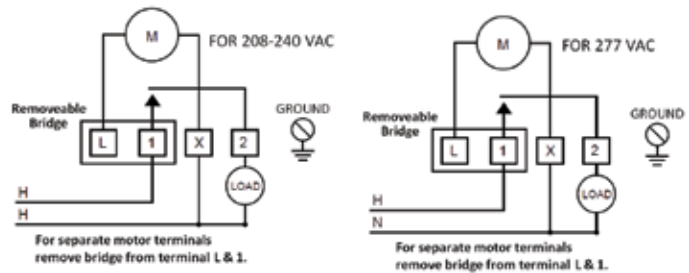
Model 1101-7 is 30 AMP inductive at 347 volts and CSA only.

## WIRING DIAGRAMS

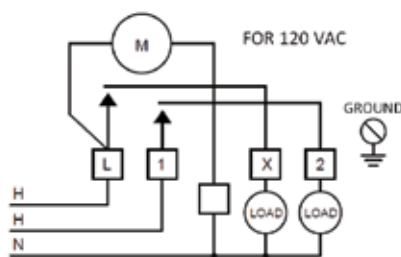
1101



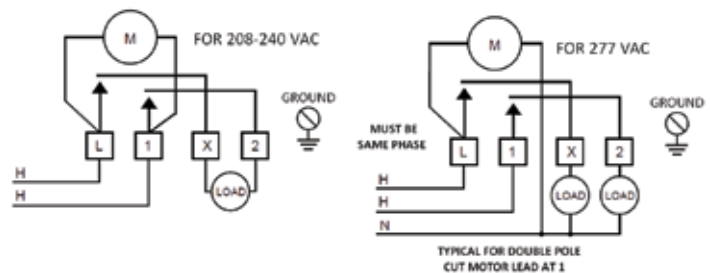
1102



1103



1104



## SPECIFICATION WRITER'S GUIDE

Furnish and install, where shown, a TORK time switch with 24 hour dial. The time switch shall be powered by a self-starting synchronous motor. Time switch contacts shall be capable of switching 40 amperes per pole continuously at 277 volts and shall be SPST (DPST as required). Removable ON/OFF trippers shall make possible automatic operation with a minimum ON period of 20 minutes and a minimum of 75 minutes between one OFF period and the next. Enclosure shall be NEMA 1 surface type, finished in beige enamel, with combination 1/2", 3/4" knockouts on bottom, both sides and back. Provision shall be made for positive padlocking. Terminals shall be capable of receiving #8AWG wire. Time switch shall be TORK Model 11\_\_ (11\_\_-, etc, to fit requirement).