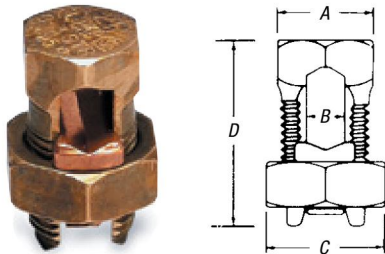


Split-Bolt Connectors

For copper-to-copper connections.



Type H — High-Strength Split-Bolt Connectors



- Bolt and nut of high-strength corrosion-resistant bronze alloy
- Pressure bar is copper through 40H, copper alloy for 350 kcmil and above
- Bolt and nut of hex design up to 350 kcmil
- Tested and Listed to UL486C, UL467 for grounding and for direct burial through Cat. No. 40H

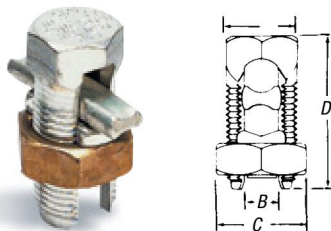
CAT. NO.	CONDUCTOR RANGE (AWG OR KCMIL)		DIMENSIONS (IN.)			
	RANGE FOR EQUAL MAIN AND TAP	MIN. TAP WITH ONE MAX. MAIN	A	B	C	D
9H	10 Str.–12 Sol.	14 Sol.	3/8	.146	1/2	25/32
8H	8 Str.–10 Sol.	14 Sol.	3/8	.146	1/2	25/32
8H3*	8 Str.–12 Sol.	16 Str.	3/8	.146	1/2	29/32
6H	6 Sol.–8 Sol.	14 Sol.	15/32	.170	21/32	31/32
6H3*	6 Sol.–10 Sol.	16 Str.	15/32	.170	21/32	1 1/8
4H	4 Sol.–8 Sol.	14 Sol.	17/32	.235	23/32	1 1/16
4H3*	4 Sol.–8 Sol.	16 Str.	17/32	.235	23/32	1 3/32
3H	3 Sol.–8 Sol.	16 Str.	17/32	.235	23/32	1 1/16
3H3*	4 Str.–8 Sol.	16 Str.	17/32	.235	23/32	1 3/32
2H	2 Sol.–6 Sol.	14 Sol.	19/32	.271	25/32	1 1/4
2H3*	2 Sol.–6 Sol.	14 Sol.	19/32	.271	25/32	1 15/32
1H	2 Str.–6 Sol.	14 Sol.	11/16	.330	7/8	1 11/32
1H3**	2 Str.–6 Sol.	14 Sol.	11/16	.330	7/8	1 5/8
10H	1/0 Str.–4 Sol.	14 Sol.	3/4	.385	15/16	1 19/32
20H	2/0 Str.–2 Sol.	14 Sol.	7/8	.443	1 1/16	1 13/16
30H	4/0 Str.–2 Sol.	6 Sol.	1	.580	1 1/16	2 1/2
40H	250 kcmil–1 Str.	8 Sol.	1	.580	1 1/16	2 5/32
350M	350 kcmil–250 kcmil	1/0 Str.	15/16	.717	1 21/32	2 11/16
500M	500 kcmil–400 kcmil	2/0 Str.	1 1/2	.842	1 7/8	3 1/32
750M	750 kcmil–600 kcmil	4/0 Str.	1 15/16	1.029	2 1/4	3 21/32
1000M	1,000 kcmil–800 kcmil	4/0 Str.	2 1/4	1.185	2 7/32	4 1/32

* Will accommodate three wires of maximum size. The H3 bolts are not UL Listed or CSA Certified.

** Will accommodate three #2 Stranded wires. UL recognizes solid and stranded conductor configurations for sizes #8 and smaller and stranded configurations only for sizes #6 and larger.

For use on copper, aluminum and ACSR conductors.

Type HPS — Plated Split-Bolt Connectors with Spacer



- Bolt and pressure bar of copper alloy, completely tin plated for corrosion resistance
- Contoured spacer of electrolytic copper up through 4/0, bronze alloy for 350 kcmil and above, all tin plated
- Most connectors are UL® Listed and CSA Certified for copper conductor only
- Blackburn Contax® paste recommended when used on aluminum conductor

CAT. NO.	CONDUCTOR RANGE (AWG OR KCMIL)			DIMENSIONS (IN.)			
	RANGE FOR EQUAL MAIN AND TAP	RANGE FOR EQUAL MAIN AND TAP	MIN. TAP WITH ONE MAX. MAIN	A	B	C	D
9HPS	—	10 Str.–12 Sol.	12 Sol.	3/8	.146	1/2	29/32
8HPS	—	8 Str.–12 Sol.	12 Sol.	3/8	.146	1/2	29/32
6HPS	8	6 Sol.–12 Sol.	12 Sol.	15/32	.170	21/32	1 1/8
4HPS	6–8	4 Sol.–12 Sol.	12 Sol.	17/32	.235	23/32	1 3/32
2HPS	4–8	2 Sol.–8 Sol.	8 Sol.	19/32	.271	25/32	1 15/32
1HPS	2–8	1 Str.–8 Sol.	8 Sol.	11/16	.330	7/8	1 5/8
10HPS	1–6	1/0 Str.–6 Sol.	6 Sol.	3/4	.385	15/16	1 13/16
20HPS	1/0–6	2/0 Str.–6 Str.	6 Sol.	7/8	.443	1 1/16	2 1/16
40HPS	4/0–4	4/0 Str.–4 Sol.	4 Sol.	1	.580	1 1/16	2 19/32
350HPS	266.8–1/0	350 kcmil–1/0 Str.	2 Sol.	1 1/16	.717	1 21/32	2 11/16
500HPS*	397.5–1/0	500 kcmil–1/0 Str.	1/0 Str.	1 1/2	.842	1 7/8	3 1/32
750HPS*	666.6–4/0	750 kcmil–4/0 Str.	2/0 Str.	1 15/16	1.029	2 1/4	3 21/32
1000HPS*	900–477	1,000 kcmil–500 kcmil	4/0 Str.	2 1/4	1.185	2 7/32	4 1/32

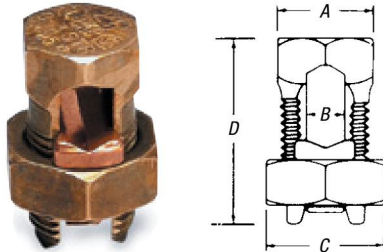
* Not CSA Certified. UL 486A.

Split-Bolt Connectors

For copper-to-copper connections.



Type H — High-Strength Split-Bolt Connectors



- Bolt and nut of high-strength corrosion-resistant bronze alloy
- Pressure bar is copper through 40H, copper alloy for 350 kcmil and above
- Bolt and nut of hex design up to 350 kcmil
- Tested and Listed to UL486C, UL467 for grounding and for direct burial through Cat. No. 40H

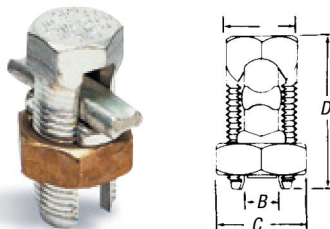
CAT. NO.	CONDUCTOR RANGE (AWG OR KCMIL)		DIMENSIONS (IN.)			
	RANGE FOR EQUAL MAIN AND TAP	MIN. TAP WITH ONE MAX. MAIN	A	B	C	D
9H	10 Str.–12 Sol.	14 Sol.	3/8	.146	1/2	25/32
8H	8 Str.–10 Sol.	14 Sol.	3/8	.146	1/2	25/32
8H3*	8 Str.–12 Sol.	16 Str.	3/8	.146	1/2	29/32
6H	6 Sol.–8 Sol.	14 Sol.	19/32	.170	21/32	31/32
6H3*	6 Sol.–10 Sol.	16 Str.	19/32	.170	21/32	1 1/8
4H	4 Sol.–8 Sol.	14 Sol.	17/32	.235	23/32	1 1/16
4H3*	4 Sol.–8 Sol.	16 Str.	17/32	.235	23/32	1 3/32
3H	3 Sol.–8 Sol.	16 Str.	17/32	.235	23/32	1 1/16
3H3*	4 Str.–8 Sol.	16 Str.	17/32	.235	23/32	1 3/32
2H	2 Sol.–6 Sol.	14 Sol.	19/32	.271	25/32	1 1/4
2H3*	2 Sol.–6 Sol.	14 Sol.	19/32	.271	25/32	1 15/32
1H	2 Str.–6 Sol.	14 Sol.	11/16	.330	7/8	1 11/32
1H3**	2 Str.–6 Sol.	14 Sol.	11/16	.330	7/8	1 5/8
10H	1/0 Str.–4 Sol.	14 Sol.	3/4	.385	15/16	1 19/32
20H	2/0 Str.–2 Sol.	14 Sol.	7/8	.443	1 1/16	1 13/16
30H	4/0 Str.–2 Sol.	6 Sol.	1	.580	1 1/16	2 1/2
40H	250 kcmil–1 Str.	8 Sol.	1	.580	1 1/16	2 5/32
350M	350 kcmil–250 kcmil	1/0 Str.	15/16	.717	1 21/32	2 11/16
500M	500 kcmil–400 kcmil	2/0 Str.	1 1/2	.842	1 7/8	3 1/32
750M	750 kcmil–600 kcmil	4/0 Str.	1 15/16	1.029	2 1/4	3 21/32
1000M	1,000 kcmil–800 kcmil	4/0 Str.	2 1/4	1.185	2 7/32	4 1/32

* Will accommodate three wires of maximum size. The H3 bolts are not UL Listed or CSA Certified.

** Will accommodate three #2 Stranded wires. UL recognizes solid and stranded conductor configurations for sizes #8 and smaller and stranded configurations only for sizes #6 and larger.

For use on copper, aluminum and ACSR conductors.

Type HPS — Plated Split-Bolt Connectors with Spacer



- Bolt and pressure bar of copper alloy, completely tin plated for corrosion resistance
- Contoured spacer of electrolytic copper up through 4/0, bronze alloy for 350 kcmil and above, all tin plated
- Most connectors are UL® Listed and CSA Certified for copper conductor only
- Blackburn Contax® paste recommended when used on aluminum conductor

CAT. NO.	CONDUCTOR RANGE (AWG OR KCMIL)			DIMENSIONS (IN.)			
	RANGE FOR EQUAL MAIN AND TAP	RANGE FOR EQUAL MAIN AND TAP	MIN. TAP WITH ONE MAX. MAIN	A	B	C	D
9HPS	—	10 Str.–12 Sol.	12 Sol.	3/8	.146	1/2	29/32
8HPS	—	8 Str.–12 Sol.	12 Sol.	3/8	.146	1/2	29/32
6HPS	8	6 Sol.–12 Sol.	12 Sol.	15/32	.170	21/32	1 1/8
4HPS	6–8	4 Sol.–12 Sol.	12 Sol.	17/32	.235	23/32	1 3/32
2HPS	4–8	2 Sol.–8 Sol.	8 Sol.	19/32	.271	25/32	1 15/32
1HPS	2–8	1 Str.–8 Sol.	8 Sol.	11/16	.330	7/8	1 5/8
10HPS	1–6	1/0 Str.–6 Sol.	6 Sol.	3/4	.385	15/16	1 13/16
20HPS	1/0–6	2/0 Str.–6 Str.	6 Sol.	7/8	.443	1 1/16	2 1/16
40HPS	4/0–4	4/0 Str.–4 Sol.	4 Sol.	1	.580	1 1/16	2 19/32
350HPS	266.8–1/0	350 kcmil–1/0 Str.	2 Sol.	1 1/16	.717	1 21/32	2 11/16
500HPS*	397.5–1/0	500 kcmil–1/0 Str.	1/0 Str.	1 1/2	.842	1 7/8	3 1/32
750HPS*	666.6–4/0	750 kcmil–4/0 Str.	2/0 Str.	1 15/16	1.029	2 1/4	3 21/32
1000HPS*	900–477	1,000 kcmil–500 kcmil	4/0 Str.	2 1/4	1.185	2 7/32	4 1/32

* Not CSA Certified. UL 486A.