

Application-Specific Extension Cords

7



General Cable offers a complete line of Power Supply Replacement Cords for use with power tools and household appliances. The three-conductor cords have either right angle or straight caps with a variety of plug configurations. The free ends are conveniently slit for ease of connection.

Carol® Brand Range Cords and Dryer Cords are available in three-wire and four-wire constructions, with an assortment of plug configurations. They are designed to accommodate virtually any household oven/range or clothes dryer.

Carol offers a wide assortment of Major Appliance Extension Cords with a variety of plug and cap configurations for use with air conditioners, refrigerators, freezers, microwave ovens, dehumidifiers and other large household appliances.

Index	Page
Pro Flex® Rubber Extension Cords	62
Coiled Power Tool Extension Cords and Power Supply Cords	62
Power Supply Replacement Cords	62-63, 65
Range Cords	64
Dryer Cords	64
Air Conditioner Replacement Cords	64
Major Appliance Cords	65

Range Cords

Type SRDT • 50 Amps • 60°C • 300 Volts

CATALOG NUMBER	NO. OF COND.	AWG SIZE	LENGTH OF CORD (FT)	COLOR OF JACKET	POWER RATING			NEMA CONFIG.	PKG. PER CTN.	WT./UNIT LBS	WT./CTN. LBS	UPC CODE
					VOLTS	AMPS	WATTS					
05604.63.10	3	2#6 & 1#8	4	Gray	250	50	12500	10-50P	12	1.8	22	079407056040
05606.63.10	3	2#6 & 1#8	6	Gray	250	50	12500	10-50P	12	2.6	31	079407056064
00604.63.01	4	2#6 & 2#8	4	Black	250	50	12500	14-50P	12	2.2	27	079407006045
00606.63.01	4	2#6 & 2#8	6	Black	250	50	12500	14-50P	6	3.2	19	079407006069



Product Construction:

Conductor:

- 8 AWG through 6 AWG stranded bare copper per ASTM B174

Insulation:

- Premium-grade PVC; black or gray

Applications:

- Ranges in homes built prior to 1997 (3-conductor)
- Ranges in homes built after 1997 (4-conductor)

Features:

- Right-angle cap
- Eyelet ends for safer hookups
- Strain-relief clamp protects cord from damage caused by pulling or stretching

Industry Approvals:

- UL Listed

Dryer Cords

Type SRDT • 30 Amps • 60°C • 300 Volts

CATALOG NUMBER	NO. OF COND.	AWG SIZE	LENGTH OF CORD (FT)	COLOR OF JACKET	POWER RATING			NEMA CONFIG.	PKG. PER CTN.	WT./UNIT LBS	WT./CTN. LBS	UPC CODE
					VOLTS	AMPS	WATTS					
05654.63.10	3	3#10	4	Gray	250	30	7500	10-30P	12	1.2	14	079407056545
05656.63.10	3	3#10	6	Gray	250	30	7500	10-30P	12	1.5	18	079407056569
01004.63.01	4	4#10	4	Black	250	30	7500	14-30P	12	1.5	18	079407010042
01006.63.01	4	4#10	6	Black	250	30	7500	14-30P	6	2.1	12	079407010066



Product Construction:

Conductor:

- 10 AWG stranded bare copper per ASTM B174

Insulation:

- Premium-grade, color-coded PVC

Jacket:

- PVC; black or gray

Applications:

- Dryers in homes built prior to 1997 (3-conductor)
- Dryers in homes built after 1997 (4-conductor)

Features:

- Right-angle cap
- Eyelet ends for safer hookups

Features (cont'd):

- Strain-relief clamp protects cord from damage caused by pulling or stretching

Industry Approvals:

- UL Listed
- Meets revised 1997 NEC requirements

Air Conditioner Replacement Cords

3-Conductor Grounded • Type SPT-3 • 60°C • 300 Volts

CATALOG NUMBER	NO. OF COND.	AWG SIZE	LENGTH OF CORD (FT)	COLOR OF JACKET	POWER RATING			PLUG CONFIG.	NEMA CONFIG.	PKG. PER CTN.	WT./UNIT LBS	WT./CTN. LBS	UPC CODE
					VOLTS	AMPS	WATTS						
04194.60.17	3	14	3	Beige	125	15	1875	Straight	5-15P	24	0.3	8	079407041947
04195.60.17	3	14	6	Beige	125	15	1875	Straight	5-15P	24	0.6	15	079407041657
04199.60.17	3	12	6	Beige	250	20	5000	Right Angle	6-20P	24	0.9	22	079407041992



Product Construction:

Conductor:

- 12 AWG and 14 AWG stranded bare copper per ASTM B174

Insulation:

- Premium-grade, color-coded PVC

Jacket:

- PVC; beige

Applications:

- For replacement use with air conditioners

Features:

- Conductor stripped 5/8"
- Free end slit 1 1/2"

Industry Approvals:

- UL Listed



Extension Cord Facts

What does AWG mean?

AWG means American Wire Gauge. It designates the size of the copper wire. The standard sizes for extension cords are 16 AWG, 14 AWG, 12 AWG and 10 AWG. The smaller the AWG number, the larger the size of the copper wire and wattage rating.

What do the amp and watt ratings mean?

Never plug more than the specific number of watts into a cord. For example, could you plug a 150-watt lamp, a 60-watt lamp and a 10-amp appliance into an extension cord rated 13 amps/1625 watts?

Use the Amp to Watt Conversion Table to determine the total number of watts to be used (150 watts + 60 watts + 1250 watts = 1460 watts). Therefore, it is safe to use the 13-amp/1625-watt extension cord.


Always look for the Underwriters Laboratory label which is permanently attached or molded into the cord. Read the label for instructions and electrical ratings.



Amps To Watts (@ 125 V) Conversion Table		
0	=	0
1	=	125
2	=	250
3	=	375
4	=	500
5	=	625
6	=	750
7	=	875
8	=	1000
9	=	1125
10	=	1250
11	=	1375
12	=	1500
13	=	1625
14	=	1750
15	=	1875


How to use an extension cord properly.

- Be sure the cord you have selected meets the intended use. Never use a cord outdoors that is not marked for outdoors.
- Inspect cord thoroughly before each use. Do not use if damaged.

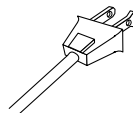


- Do not remove, bend or modify any metal prongs or pins of plug.

- Look for the number of watts on appliances to be plugged into cord.
- Refer to UL Label on cord for specific wattage.
- Do not connect a three-prong plug into a two-hole cord.



- Do not plug more than the specified number of watts into a cord.
- Make sure appliance is off before connecting cord to outlet.



- A polarized plug has one blade wider than the other.
- Fully insert plug into outlet.

- Do not use excessive force to make connections.
- Do not run cords through doorways, holes in ceilings, walls or floors.
- Do not use an extension cord when wet.



- Keep extension cords away from water.
- Keep children and pets away from extension cords.



- Avoid overheating. Uncoil cord and do not cover it with any other material.

- Do not plug one extension cord into another.
- Do not drive, drag or place objects over extension cord.
- Always grasp plug when removing it from cord or outlet.

- Do not unplug by pulling on cord.



- Always store extension cords indoors.



- Do not walk on cord.

- Always unplug cord when not in use.
- Always look for the Underwriters Laboratory (UL) label which is permanently attached or molded into the cord. Read the label for instructions and electrical ratings.

Cordset Product Coding System

Cordset Packaging and Color Codes

Example:

03302.63.04

Product Number

Packaging Code Identification Numbers

CODE	PACKAGING	CODE	PACKAGING
13	Clamshell	70	Bulk (with tie)
60	Cuff	73	Bulk (without tie)
61	Box	96	Card
63	Sleeve		

Jacket Color Code Identification Numbers

CODE	COLOR	CODE	COLOR
00	No color	06	Green
01	Black	07	Blue
02	White	08	Brown
03	Red	10	Gray
04	Orange	17	Beige
05	Yellow		

Surface Printed Legend

Our extension cords have surface-printed jackets to provide a means of identifying and distinguishing between different types of extension cords.

Example: **16/3 SJTW OUTDOOR E-XXXXX (UL)**



Inner Wire Color Code Chart

NO. OF CONDUCTORS	COLOR
2	Black, White
3	Black, White, Green
4	Black, White, Green, Red

Application-Specific Extension Cords

7



General Cable offers a complete line of Power Supply Replacement Cords for use with power tools and household appliances. The three-conductor cords have either right angle or straight caps with a variety of plug configurations. The free ends are conveniently slit for ease of connection.

Carol® Brand Range Cords and Dryer Cords are available in three-wire and four-wire constructions, with an assortment of plug configurations. They are designed to accommodate virtually any household oven/range or clothes dryer.

Carol offers a wide assortment of Major Appliance Extension Cords with a variety of plug and cap configurations for use with air conditioners, refrigerators, freezers, microwave ovens, dehumidifiers and other large household appliances.

Index	Page
Pro Flex® Rubber Extension Cords	62
Coiled Power Tool Extension Cords and Power Supply Cords	62
Power Supply Replacement Cords	62-63, 65
Range Cords	64
Dryer Cords	64
Air Conditioner Replacement Cords	64
Major Appliance Cords	65

Range Cords

Type SRDT • 50 Amps • 60°C • 300 Volts

CATALOG NUMBER	NO. OF COND.	AWG SIZE	LENGTH OF CORD (FT)	COLOR OF JACKET	POWER RATING			NEMA CONFIG.	PKG. PER CTN.	WT./UNIT LBS	WT./CTN. LBS	UPC CODE
					VOLTS	AMPS	WATTS					
05604.63.10	3	2#6 & 1#8	4	Gray	250	50	12500	10-50P	12	1.8	22	079407056040
05606.63.10	3	2#6 & 1#8	6	Gray	250	50	12500	10-50P	12	2.6	31	079407056064
00604.63.01	4	2#6 & 2#8	4	Black	250	50	12500	14-50P	12	2.2	27	079407006045
00606.63.01	4	2#6 & 2#8	6	Black	250	50	12500	14-50P	6	3.2	19	079407006069



Product Construction:

Conductor:

- 8 AWG through 6 AWG stranded bare copper per ASTM B174

Insulation:

- Premium-grade PVC; black or gray

Applications:

- Ranges in homes built prior to 1997 (3-conductor)
- Ranges in homes built after 1997 (4-conductor)

Features:

- Right-angle cap
- Eyelet ends for safer hookups
- Strain-relief clamp protects cord from damage caused by pulling or stretching

Industry Approvals:

- UL Listed

Dryer Cords

Type SRDT • 30 Amps • 60°C • 300 Volts

CATALOG NUMBER	NO. OF COND.	AWG SIZE	LENGTH OF CORD (FT)	COLOR OF JACKET	POWER RATING			NEMA CONFIG.	PKG. PER CTN.	WT./UNIT LBS	WT./CTN. LBS	UPC CODE
					VOLTS	AMPS	WATTS					
05654.63.10	3	3#10	4	Gray	250	30	7500	10-30P	12	1.2	14	079407056545
05656.63.10	3	3#10	6	Gray	250	30	7500	10-30P	12	1.5	18	079407056569
01004.63.01	4	4#10	4	Black	250	30	7500	14-30P	12	1.5	18	079407010042
01006.63.01	4	4#10	6	Black	250	30	7500	14-30P	6	2.1	12	079407010066



Product Construction:

Conductor:

- 10 AWG stranded bare copper per ASTM B174

Insulation:

- Premium-grade, color-coded PVC

Jacket:

- PVC; black or gray

Applications:

- Dryers in homes built prior to 1997 (3-conductor)
- Dryers in homes built after 1997 (4-conductor)

Features:

- Right-angle cap
- Eyelet ends for safer hookups

Features (cont'd):

- Strain-relief clamp protects cord from damage caused by pulling or stretching

Industry Approvals:

- UL Listed
- Meets revised 1997 NEC requirements

Air Conditioner Replacement Cords

3-Conductor Grounded • Type SPT-3 • 60°C • 300 Volts

CATALOG NUMBER	NO. OF COND.	AWG SIZE	LENGTH OF CORD (FT)	COLOR OF JACKET	POWER RATING			PLUG CONFIG.	NEMA CONFIG.	PKG. PER CTN.	WT./UNIT LBS	WT./CTN. LBS	UPC CODE
					VOLTS	AMPS	WATTS						
04194.60.17	3	14	3	Beige	125	15	1875	Straight	5-15P	24	0.3	8	079407041947
04195.60.17	3	14	6	Beige	125	15	1875	Straight	5-15P	24	0.6	15	079407041657
04199.60.17	3	12	6	Beige	250	20	5000	Right Angle	6-20P	24	0.9	22	079407041992



Product Construction:

Conductor:

- 12 AWG and 14 AWG stranded bare copper per ASTM B174

Insulation:

- Premium-grade, color-coded PVC

Jacket:

- PVC; beige

Applications:

- For replacement use with air conditioners

Features:

- Conductor stripped 5/8"
- Free end slit 1 1/2"

Industry Approvals:

- UL Listed



Extension Cord Facts

What does AWG mean?

AWG means American Wire Gauge. It designates the size of the copper wire. The standard sizes for extension cords are 16 AWG, 14 AWG, 12 AWG and 10 AWG. The smaller the AWG number, the larger the size of the copper wire and wattage rating.

What do the amp and watt ratings mean?

Never plug more than the specific number of watts into a cord. For example, could you plug a 150-watt lamp, a 60-watt lamp and a 10-amp appliance into an extension cord rated 13 amps/1625 watts?

Use the Amp to Watt Conversion Table to determine the total number of watts to be used (150 watts + 60 watts + 1250 watts = 1460 watts). Therefore, it is safe to use the 13-amp/1625-watt extension cord.


Always look for the Underwriters Laboratory label which is permanently attached or molded into the cord. Read the label for instructions and electrical ratings.



Amps To Watts (@ 125 V) Conversion Table		
0	=	0
1	=	125
2	=	250
3	=	375
4	=	500
5	=	625
6	=	750
7	=	875
8	=	1000
9	=	1125
10	=	1250
11	=	1375
12	=	1500
13	=	1625
14	=	1750
15	=	1875


How to use an extension cord properly.

- Be sure the cord you have selected meets the intended use. Never use a cord outdoors that is not marked for outdoors.
- Inspect cord thoroughly before each use. Do not use if damaged.

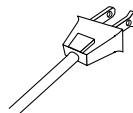


- Do not remove, bend or modify any metal prongs or pins of plug.

- Look for the number of watts on appliances to be plugged into cord.
- Refer to UL Label on cord for specific wattage.
- Do not connect a three-prong plug into a two-hole cord.



- Do not plug more than the specified number of watts into a cord.
- Make sure appliance is off before connecting cord to outlet.



- A polarized plug has one blade wider than the other.
- Fully insert plug into outlet.

- Do not use excessive force to make connections.
- Do not run cords through doorways, holes in ceilings, walls or floors.
- Do not use an extension cord when wet.



- Keep extension cords away from water.
- Keep children and pets away from extension cords.



- Avoid overheating. Uncoil cord and do not cover it with any other material.

- Do not plug one extension cord into another.
- Do not drive, drag or place objects over extension cord.
- Always grasp plug when removing it from cord or outlet.

- Do not unplug by pulling on cord.



- Always store extension cords indoors.



- Do not walk on cord.

- Always unplug cord when not in use.
- Always look for the Underwriters Laboratory (UL) label which is permanently attached or molded into the cord. Read the label for instructions and electrical ratings.

Cordset Product Coding System

Cordset Packaging and Color Codes

Example:

03302.63.04

Product Number

Packaging Code Identification Numbers

CODE	PACKAGING	CODE	PACKAGING
13	Clamshell	70	Bulk (with tie)
60	Cuff	73	Bulk (without tie)
61	Box	96	Card
63	Sleeve		

Jacket Color Code Identification Numbers

CODE	COLOR	CODE	COLOR
00	No color	06	Green
01	Black	07	Blue
02	White	08	Brown
03	Red	10	Gray
04	Orange	17	Beige
05	Yellow		

Surface Printed Legend

Our extension cords have surface-printed jackets to provide a means of identifying and distinguishing between different types of extension cords.

Example: **16/3 SJTW OUTDOOR E-XXXXX (UL)**

Gauge & Conductor

Jacket Compound

Application

UL Identification #

UL Listed

Inner Wire Color Code Chart

NO. OF CONDUCTORS	COLOR
2	Black, White
3	Black, White, Green
4	Black, White, Green, Red